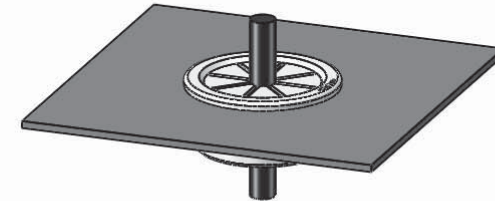
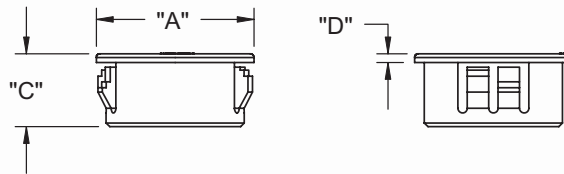
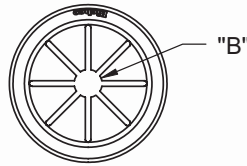


PART NO.	MAX PANEL THICKNESS	HOLE DIA.	HEAD DIAMETER "A"±.020	TO ACCOMMODATE BUNDLE DIA. "B" REF	OVERALL HEIGHT "C"±.010	"D"
PGSD-1	.062 [1.57]	.500±.002 [12.7±0.05]	.600 [15.2]	.312 [7.9]	.250 [6.4]	.063 [1.6]
PGSD-2		.625±.002 [15.9±0.05]	.729 [18.5]	.437 [11.1]		
PGSD-3		.750±.002 [19.05±0.05]	.844 [21.4]	.500 [12.7]		
PGSD-4		.875±.002 [22.2±0.05]	.937 [23.8]	.560 [14.2]		
PGSD-5	.125 [3.2]	.500±.002 [12.7±0.05]	.600 [15.2]	.312 [7.9]	.385 [9.8]	.041 [1]
PGSD-6		.625±.002 [15.9±0.05]	.729 [18.5]	.437 [11.1]	.406 [10.3]	.063 [1.6]
PGSD-7		.750±.002 [19.05±0.05]	.844 [21.4]	.500 [12.7]	.390 [9.9]	.047 [1.2]
PGSD-8		.875±.002 [22.2±0.05]	.937 [23.8]	.560 [14.2]	.453 [11.5]	.063 [1.6]
PGSD-9		1.000±.002 [25.4±0.05]	1.063 [27]	.750 [19.1]		
PGSD-10		1.375±.002 [34.9±0.05]	1.490 [37.8]	1.000 [25.4]		
PGSD-11			1.500±.002 [38.1±0.05]	1.609 [40.9]	1.062 [27]	.450 [11.43]



NOTES:

1. MATERIAL: NYLON 6/6 UL 94 V-2 (RMS-01)
2. COLOR: BLACK.
COLOR WHITE AVAILABLE BY SPECIAL ORDER ONLY.
3. PARTS MAY APPEAR WITH ONE OR TWO LOCKING MECHANISMS PER SIDE.
4. ALTERNATE UNITS FOR REFERENCE ONLY.

			TITLE: WEBBED SNAP IN GROMMET							
			CREATED USING SOLIDWORKS	FILE #: PGSD	DWN: S.K.	APP: S.K.	FINAL			
			TOLERANCES UNLESS NOTED .XX=±.010 .XXX=±.005 FRAC.=±1/64 ANG.=±1°	SHEET: 1 OF 1	SHEET SIZE: A	DT: 03/05/08	CHKD: S.J.	PART #		PRINT TYPE
			RE: RICHCO, INC. --	RICHCO, INC. ENG@RICHCO-INC.COM (773) 539-4060		SEE TABLE		CA		
A	RELEASED FOR PRODUCTION	SK 02/24/09								
REV.	DESCRIPTION	ENGR. DATE								