

Shock-Safe Fuseholder, 5 x 20 mm, Slot, vertical, IP 40 / IP 54



Variant 2

250 VAC · 2 W/6.3 A (VDE) · 12 A (UL)

**Description**

- Vertical style
- IP 40 oder IP 54 from frontside

Standards

- IEC 60127-6
- UL 512
- CSA C22.2 no. 39

Approvals

- VDE License Number: 127210 UG / 129370 UG
- UL File Number: E39328

References

General Product Information

Weblinks

Approvals, RoHS, CHINA-RoHS, e-Store, SCHURTER-Stock-Check, Distributor-Stock-Check

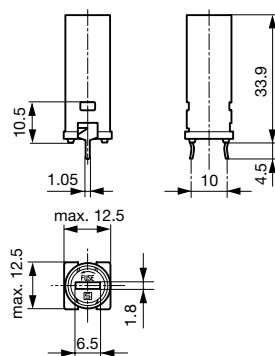
Technical Data

Shocksafe Category	PC2
Fuse-Link	5 x 20 mm
Mounting	PCB
Terminal	Solder THT
Rated Voltage	250 VAC
Rated Current	6.3 A (VDE), 12 A (UL)
Rated Power Acceptance IEC	2 W / 6.3 A @ Ta 23°C Admissible power acceptance at higher ambient temperature see derating curves
Degree of Protection	IP 40 / IP 54
Protection Class	Suitable for appliances with protection class I or II acc. to IEC 61140
Admissible Ambient Air Temp.	-40°C to 85°C
Climatic Category	40/085/21 acc. to IEC 60068-1
Material: Socket	Thermoplastic, black, UL 94V-0
Material: Cap	Thermoplastic, black, UL 94V-0
Material: Terminals	Tin-Plated Copper Alloy
Unit Weight (Socket/Cap)	5.03 g
Storage Conditions	0°C to 60°C, max. 70% r.h.
Product Marking	☐, Type, Voltage Rating, Current Rating, Approvals

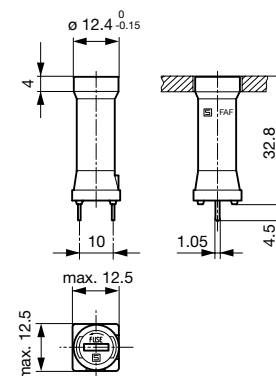
Soldering Methods	Wave
Solderability	235°C / 2 sec acc. to IEC 60068-2-20, Test Ta, method 1
Resistance to Soldering Heat	260°C / 10 sec acc. to IEC 60068-2-20, Test Tb, method 1A
Contact Resistance	< 5 mΩ at 20 mV
Dielectric Strength	> 3 kV between L-N (50 Hz; 1 min)
Impulse Withstand Voltage	> 4 kV between L-N
Insulation Resistance	> 10 MΩ between L-N (500 VDC; 1 min)
Overvoltage Category	I - III acc. to IEC 60664-1
Pollution Degree	1 - 3 acc. to IEC 60664-1

Dimensions

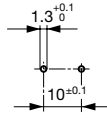
Length |-----| 38.4 mm



Variant 0031.3701 and 0031.3703

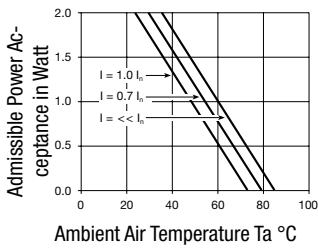


Variant 2 0031.3751 and 0031.3753



Drilling diagram

Derating Curves for Fuseholders



Variants

[Distributor-Stock-Check](#) | [SCHURTER-Stock-Check](#) | [e-Store](#)

Holder	Cap	Terminal	Degree of Protection	Order Number
●	Slot Knob	Straight	IP 40	0031.3701
●	Slot Knob	Kicked	IP 40	0031.3703
●	Slot Knob	Straight	IP 40	0031.3751
●	Slot Knob	Straight	IP 54	0031.3753

Packaging Unit Bulk (100 pcs.)