

Data sheet | Item number: 280-763

Terminal block for pluggable modules; 12-pole; with 4-conductor terminal blocks; with marker carrier; with orange separator; for DIN-rail 35 x 15 and 35 x 7.5; 2.5 mm²

www.wago.com/280-763



RoHS
Compliant ✓

BOMcheck.net

Color: ■

Data

Electrical data

| | |
|--------------------------|------|
| Rated continuous current | 10 A |
|--------------------------|------|

Safety and protection:

| | |
|---------------|-------|
| Rated voltage | 400 V |
|---------------|-------|

| | |
|-----------------------|------|
| Rated impulse voltage | 6 kV |
|-----------------------|------|

| | |
|------------------|---|
| Pollution degree | 3 |
|------------------|---|

Connection data

| | |
|----------------------------|---|
| Total number of potentials | 2 |
|----------------------------|---|

| | |
|----------------------------|---|
| Number of connection types | 4 |
|----------------------------|---|

| | |
|-----------------------|-------------|
| Connection technology | CAGE CLAMP® |
|-----------------------|-------------|

| | |
|-----------------|--|
| Solid conductor | 0.08 ... 2.5 mm ² / 28 ... 14 AWG |
|-----------------|--|

| | |
|-------------------------|--|
| Fine-stranded conductor | 0.08 ... 2.5 mm ² / 28 ... 14 AWG |
|-------------------------|--|

| | |
|--------------|---------------------------------|
| Strip length | 8 ... 9 mm / 0.31 ... 0.35 Inch |
|--------------|---------------------------------|

| | |
|----------------|--------------------|
| Type of wiring | Front-entry wiring |
|----------------|--------------------|

Geometrical Data

| | |
|-------|--------------------|
| Width | 20 mm / 0.787 inch |
|-------|--------------------|

| | |
|---------------------------------------|--------------------|
| Height from upper-edge of DIN-35 rail | 28 mm / 1.102 inch |
| Depth | 73 mm / 2.874 inch |

Mechanical data

| | |
|------------------|-------------|
| Type of mounting | DIN-35 rail |
|------------------|-------------|

Material Data




| | |
|-----------|----------|
| Color | gray |
| Fire load | 0.525 MJ |
| Weight | 28.028 g |

Commercial data







| | |
|--------------------|---------------|
| Country of origin | DE |
| GTIN | 4044918635677 |
| Customs Tariff No. | 85369010000 |


















Compatible products

tools


| | | |
|--|--|--|
|  | Item no.: 210-657 Operating tool with partially insulated shaft; Blade (3.5 x 0.5) mm; short | www.wago.com/210-657 |
|  | Item no.: 210-658 Operating tool with partially insulated shaft; Blade (3.5 x 0.5) mm; short; angled | www.wago.com/210-658 |
|  | Item no.: 210-720 Operating tool with partially insulated shaft; Type 2, blade (3.5 x 0.5) mm | www.wago.com/210-720 |

Carrier rail











| | | |
|--|--|--|
|  | Item no.: 210-112 Steel carrier rail; 35 x 7.5 mm; 1 mm thick; 2 m long; slotted; according to EN 60715; "Hole width 25 mm | www.wago.com/210-112 |
|  | Item no.: 210-113 Steel carrier rail; 35 x 7.5 mm; 1 mm thick; 2 m long; unslotted; according to EN 60715 | www.wago.com/210-113 |
|  | Item no.: 210-114 Steel carrier rail; 35 x 15 mm; 1.5 mm thick; 2 m long; unslotted; similar to EN 60715 | www.wago.com/210-114 |
|  | Item no.: 210-115 Steel carrier rail; 35 x 7.5 mm; 1 mm thick; 2 m long; slotted; according to EN 60715; "Hole width 18 mm | www.wago.com/210-115 |
|  | Item no.: 210-118 Steel carrier rail; 35 x 15 mm; 2.3 mm thick; 2 m long; unslotted; according to EN 60715 | www.wago.com/210-118 |
|  | Item no.: 210-196 Aluminum carrier rail; 35 x 8.2 mm; 1.6 mm thick; 2 m long; unslotted; similar to EN 60715 | www.wago.com/210-196 |

| | | |
|--|---|--|
|  | Item no.: 210-197 Steel carrier rail; 35 x 15 mm; 1.5 mm thick; 2 m long; slotted; similar to EN 60715 | www.wago.com/210-197 |
|  | Item no.: 210-198 Copper carrier rail; 35 x 15 mm; 2.3 mm thick; 2 m long; unslotted; according to EN 60715 | www.wago.com/210-198 |
|  | Item no.: 210-504 Steel carrier rail; 35 x 7.5 mm; 1 mm thick; 2 m long; slotted; galvanized; according to EN 60715 | www.wago.com/210-504 |
|  | Item no.: 210-505 Steel carrier rail; 35 x 7.5 mm; 1 mm thick; 2 m long; unslotted; galvanized; according to EN 60715 | www.wago.com/210-505 |
|  | Item no.: 210-506 Steel carrier rail; 35 x 15 mm; 1.5 mm thick; 2 m long; unslotted; galvanized; similar to EN 60715 | www.wago.com/210-506 |
|  | Item no.: 210-508 Steel carrier rail; 35 x 15 mm; 1.5 mm thick; 2 m long; slotted; galvanized; similar to EN 60715 | www.wago.com/210-508 |
| Jumper | | |
|  | Item no.: 210-103 Wire commoning chain; insulated; 50 connections | www.wago.com/210-103 |
|  | Item no.: 210-123 Wire commoning chain; insulated; 50 connections | www.wago.com/210-123 |
|  | Item no.: 280-482 Comb-style jumper bar; insulated; 2-way; IN = IN terminal block | www.wago.com/280-482 |
|  | Item no.: 280-483 Comb-style jumper bar; insulated; 3-way; IN = IN terminal block | www.wago.com/280-483 |
|  | Item no.: 280-484 Comb-style jumper bar; insulated; 4-way; IN = IN terminal block | www.wago.com/280-484 |
|  | Item no.: 280-485 Comb-style jumper bar; insulated; 5-way; IN = IN terminal block | www.wago.com/280-485 |
|  | Item no.: 280-490 Comb-style jumper bar; insulated; 10-way; IN = IN terminal block | www.wago.com/280-490 |
|  | Item no.: 280-492 Alternate comb-style jumper bar; insulated; 2-way; IN = IN terminal block | www.wago.com/280-492 |
|  | Item no.: 709-110 Wire commoning chain; insulated; 4 connections; 3 x 110 mm | www.wago.com/709-110 |
|  | Item no.: 709-111 Wire commoning chain; insulated; 3 connections; 2 x 120 mm | www.wago.com/709-111 |
|  | Item no.: 709-112 Wire commoning chain; insulated; 3 connections; 2 x 170 mm | www.wago.com/709-112 |






Protective Warning Marker
















| | | |
|--|---|--|
|  | Item no.: 280-415 Protective warning marker; with high-voltage symbol, black; for 5 terminal blocks | www.wago.com/280-415 |
|--|---|--|

ferrule



















| | | |
|--|--|--|
|  | Item no.: 216-101 Ferrule; Sleeve for 0.5 mm ² / AWG 22; uninsulated; electro-tin plated | www.wago.com/216-101 |
|  | Item no.: 216-102 Ferrule; Sleeve for 0.75 mm ² / AWG 20; uninsulated; electro-tin plated | www.wago.com/216-102 |
|  | Item no.: 216-103 Ferrule; Sleeve for 1 mm ² / AWG 18; uninsulated; electro-tin plated | www.wago.com/216-103 |
|  | Item no.: 216-104 Ferrule; Sleeve for 1.5 mm ² / AWG 16; uninsulated; electro-tin plated | www.wago.com/216-104 |
|  | Item no.: 216-201 Ferrule; Sleeve for 0.5 mm ² / AWG 22; insulated; electro-tin plated | www.wago.com/216-201 |
|  | Item no.: 216-202 Ferrule; Sleeve for 0.75 mm ² / AWG 20; insulated; electro-tin plated | www.wago.com/216-202 |
|  | Item no.: 216-203 Ferrule; Sleeve for 1 mm ² / AWG 18; insulated; electro-tin plated | www.wago.com/216-203 |
|  | Item no.: 216-204 Ferrule; Sleeve for 1.5 mm ² / AWG 16; insulated; electro-tin plated | www.wago.com/216-204 |
|  | Item no.: 216-301 Ferrule; Sleeve for 0.25 mm ² / AWG 24; insulated; electro-tin plated | www.wago.com/216-301 |
|  | Item no.: 216-302 Ferrule; Sleeve for 0.34 mm ² / AWG 24; insulated; electro-tin plated | www.wago.com/216-302 |












General accessories
















| | | |
|--|--|--|
|  | Item no.: 231-668 Lockout caps; for covering unused clamping units | www.wago.com/231-668 |
|  | Item no.: 231-669 Lockout caps; for covering unused clamping units | www.wago.com/231-669 |
|  | Item no.: 249-105 Group marker carrier | www.wago.com/249-105 |
|  | Item no.: 286-110 Empty component plug housing; Type 9; 10 mm wide; 4-pole | www.wago.com/286-110 |
|  | Item no.: 286-111 Empty component plug housing; Type 10; 15 mm wide; 6-pole | www.wago.com/286-111 |
|  | Item no.: 286-112 Empty component plug housing; Type 11; 20 mm wide; 8-pole | www.wago.com/286-112 |
|  | Item no.: 286-113 Empty component plug housing; Type 12; 25 mm wide; 10-pole | www.wago.com/286-113 |
|  | Item no.: 286-304 Relay module; Nominal input voltage: 24 VDC; 1 changeover contact; Limiting continuous current: 7 A; Red status indicator; Module width: 15 mm | www.wago.com/286-304 |

| | | |
|--|---|--|
|  | Item no.: 286-304/004-000 Relay module; Relay with 1 changeover contact (1u); with extended input voltage and temperature range; with miniature switching relay | www.wago.com/286-304/004-000 |
|  | Item no.: 286-307/004-000 Relay module; Nominal input voltage: 110 VDC; 1 changeover contact; Limiting continuous current: 7 A; Path; Red status indicator; Module width: 15 mm | www.wago.com/286-307/004-000 |
|  | Item no.: 286-312 Relay module; Relay with 2 changeover contacts (2u) | www.wago.com/286-312 |
|  | Item no.: 286-312/004-000 Relay module; Nominal input voltage: 24 VDC; 2 changeover contacts; Limiting continuous current: 7 A; Path; Red status indicator; Module width: 20 mm | www.wago.com/286-312/004-000 |
|  | Item no.: 286-316 Relay module; Nominal input voltage: 220 VDC; 2 changeover contacts; Limiting continuous current: 7 A; Red status indicator; Module width: 20 mm | www.wago.com/286-316 |
|  | Item no.: 286-320 Relay module; Nominal input voltage: 24 VDC; 1 break and 1 make contact; Limiting continuous current: 6 A; Red status indicator; Module width: 20 mm | www.wago.com/286-320 |
|  | Item no.: 286-320/004-000 Relay module; Relay with 1 break contact and 1 make contact (1ar); with extended input voltage and temperature range | www.wago.com/286-320/004-000 |
|  | Item no.: 286-328 Relay module; Nominal input voltage: 24 VDC; 2 make contact; Limiting continuous current: 6 A; Red status indicator; Module width: 20 mm | www.wago.com/286-328 |
|  | Item no.: 286-328/004-000 Relay module; Nominal input voltage: 24 VDC; 2 make contact; Limiting continuous current: 6 A; Path; Red status indicator; Module width: 20 mm | www.wago.com/286-328/004-000 |
|  | Item no.: 286-336/001-000 Relay module; Nominal input voltage: 24 VDC; 2 break and 2 make contacts; Red status indicator; Module width: 25 mm | www.wago.com/286-336/001-000 |
|  | Item no.: 286-344/004-000 Relay module; Nominal input voltage: 24 VDC; 3 break contacts and 1 make contact; Path; Red status indicator; Module width: 25 mm | www.wago.com/286-344/004-000 |
|  | Item no.: 286-352/004-000 Relay module; Nominal input voltage: 24 VDC; 4 make contacts; Limiting continuous current: 5 A; Path; Red status indicator; Module width: 25 mm | www.wago.com/286-352/004-000 |
|  | Item no.: 286-364 Relay module; Nominal input voltage: 24 VDC; 1 make contact; Limiting continuous current: 5 A; Red status indicator; Module width: 10 mm | www.wago.com/286-364 |
|  | Item no.: 286-364/004-000 Relay module; Relay with 1 make contact (1a); with miniature switching relay; with extended input voltage and temperature range | www.wago.com/286-364/004-000 |
|  | Item no.: 286-368 Relay module; Nominal input voltage: 24 VDC; 1 break contact; Limiting continuous current: 5 A; Red status indicator; Module width: 10 mm | www.wago.com/286-368 |
| | Item no.: 286-368/004-000 Relay module; Nominal input voltage: 24 VDC; 1 break contact; Limiting continuous current: 5 A; Path; | |

| | | |
|--|---|--|
|  | Red status indicator; 10 mm wide | www.wago.com/286-368/004-000 |
|  | Item no.: 286-376 Relay module; Nominal input voltage: 24 VDC; 1 make contact; Limiting continuous current: 5 A; for switching higher DC loads; Red status indicator; Module width: 15 mm | www.wago.com/286-376 |
|  | Item no.: 286-380 Bistable relay module; Nominal input voltage: 24 VDC; 1 changeover contact; Limiting continuous current: 6 A; Red status indicator; Module width: 15 mm | www.wago.com/286-380 |
|  | Item no.: 286-381 Bistable relay module; Nominal input voltage: 24 VDC; 1 changeover contact; Limiting continuous current: 6 A; Red status indicator; Module width: 15 mm | www.wago.com/286-381 |
|  | Item no.: 286-394/004-000 Relay module; Relay with 1 changeover contact (1u); with extended input voltage and temperature range; with miniature switching relay | www.wago.com/286-394/004-000 |
|  | Item no.: 286-427 Relay module; Pulse lengthening with trigger voltage; with trigger voltage; Relay with 1 changeover contact (1u) | www.wago.com/286-427 |
|  | Item no.: 286-507 Relay module; Nominal input voltage: 115 VAC; 1 changeover contact; Limiting continuous current: 7 A; Red status indicator; Module width: 15 mm | www.wago.com/286-507 |
|  | Item no.: 286-508 Relay module; Nominal input voltage: 230 VAC; 1 changeover contact; Limiting continuous current: 7 A; Red status indicator; Module width: 15 mm | www.wago.com/286-508 |
|  | Item no.: 286-516 Relay module; Relay with 2 changeover contacts (2u) | www.wago.com/286-516 |
|  | Item no.: 286-573 Latching relay module; Nominal input voltage: 24 VDC; 1 changeover contact; Limiting continuous current: 6 A; Red status indicator; Module width: 17 mm | www.wago.com/286-573 |
|  | Item no.: 286-575 Latching relay module; Nominal input voltage: 24 VDC; 1 changeover contact; Limiting continuous current: 3 A; Path; Red status indicator; Module width: 22 mm | www.wago.com/286-575 |
|  | Item no.: 286-604/004-000 Timer relay module; Nominal input voltage: 24 VDC; Limiting continuous current: 6 A; On-delay: 10 ... 100 s; Red status indicator; Module width: 20 mm | www.wago.com/286-604/004-000 |
|  | Item no.: 286-640 Timer relay module; Nominal input voltage: 24 VDC; Limiting continuous current: 6 A; Path; Multifunction/Multitime; Yellow status indicator; Module width: 6 mm | www.wago.com/286-640 |
|  | Item no.: 286-640/004-000 Multifunction timing relay module; Relay with 1 changeover contact (1u); 4 time ranges; for railway operations; 4 functions | www.wago.com/286-640/004-000 |
|  | Item no.: 286-661 Current flow monitoring module; AC current flow monitoring module; 80 mA ... 6 A | www.wago.com/286-661 |
|  | Item no.: 286-662 Current flow monitoring module; DC current flow monitoring module; 0.4 A ... 3.5 A; Relay with 1 make contact (1a) | www.wago.com/286-662 |
|  | Item no.: 286-664 Current flow monitoring module; AC current flow monitoring module; 1 A ... 10 A; adjustable; Relay with 1 changeover contact (1u) | www.wago.com/286-664 |

| | | |
|--|---|--|
|  | Item no.: 286-665 Current flow monitoring module; Relay with 1 changeover contact (1u); adjustable | www.wago.com/286-665 |
|  | Item no.: 286-721 Optocoupler module; Input DC 24 V; Output DC 24 V/5 A; negative switching | www.wago.com/286-721 |
|  | Item no.: 286-723 Optocoupler module; Nominal input voltage: 24 VDC; Output voltage range: 15 ... 30 VDC; Limiting continuous current: 4 A; 3-wire connection/high-side switching; Red status indicator; Module width: 15 mm | www.wago.com/286-723 |
|  | Item no.: 286-725 Optocoupler module; Input AC/DC 10 V ... 30 V; Output DC 24 V/ 1 mA ... 0.5 A; negative switching | www.wago.com/286-725 |
|  | Item no.: 286-742 S0 interface power supply; Input voltage: 230 VAC; S0 interface | www.wago.com/286-742 |
|  | Item no.: 286-752 Optocoupler module; Nominal input voltage: 24 VDC; Output voltage range: 20 ... 30 VDC; Limiting continuous current: 0.5 A; 3-wire connection/high-side switching; Frequency: 25 kHz; Red status indicator; Module width: 15 mm | www.wago.com/286-752 |
|  | Item no.: 286-752/002-000 Optocoupler module; Red status indicator | www.wago.com/286-752/002-000 |
|  | Item no.: 286-790 Optocoupler module | www.wago.com/286-790 |
|  | Item no.: 286-791 Optocoupler module; Nominal input voltage: 24 VDC; Output voltage range: 20 ... 60 VDC; Limiting continuous current: 0.1 A; 2-wire connection; Frequency: 3 kHz; Red status indicator; Module width: 10 mm | www.wago.com/286-791 |
|  | Item no.: 286-792 Optocoupler module; Red status indicator | www.wago.com/286-792 |
|  | Item no.: 286-794 Optocoupler module; Input DC 24 V; Output DC 60 V/100 mA | www.wago.com/286-794 |
|  | Item no.: 286-797 Optocoupler module; Red status indicator | www.wago.com/286-797 |
|  | Item no.: 286-803 Component module with diode | www.wago.com/286-803 |
|  | Item no.: 286-805 Component module with diode | www.wago.com/286-805 |
|  | Item no.: 286-807 Component module with diode; with 7 pcs; Diode 1N4007; with common anode | www.wago.com/286-807 |
|  | Item no.: 286-809 Component module with diode | www.wago.com/286-809 |
|  | Item no.: 286-822 Component module with LED; Red LED; with common cathode | www.wago.com/286-822 |
|  | Item no.: 286-826 AND gate module with 6 inputs | www.wago.com/286-826 |

| | | |
|--|--|--|
|  | Item no.: 286-830 Bridge rectifier module; Input voltage: 24 VAC; with varistor protective circuit | www.wago.com/286-830 |
|  | Item no.: 286-831 Surge suppression module for signal technology; Nominal voltage: 24 VAC/DC; for 2 signal paths with common surge arrester; plugged on rail-mount terminal block, 15 mm wide | www.wago.com/286-831 |
|  | Item no.: 286-832 Surge suppression module for signal technology; Nominal voltage: 24 VAC/DC; for 2 signal paths with common surge arrester; pluggable on rail-mount terminal block, 20 mm wide | www.wago.com/286-832 |
|  | Item no.: 286-833 Surge suppression module for signal technology; Nominal voltage: 24 VDC; for 1 signal path; plugged on rail-mount terminal block, 15 mm wide | www.wago.com/286-833 |
|  | Item no.: 286-834 Surge suppression module for signal technology; Nominal voltage: 12 VDC; for 2 signal paths with common surge arrester; pluggable on rail-mount terminal block, 20 mm wide | www.wago.com/286-834 |
|  | Item no.: 286-834/024-000 Surge suppression module for signal technology; Nominal voltage: 24 VDC; for 2 signal paths with common surge arrester; pluggable on rail-mount terminal block, 15 mm wide | www.wago.com/286-834/024-000 |
|  | Item no.: 286-835 Surge suppression module for signal technology; Nominal voltage: 230 VAC; for 2 signal paths with common surge arrester; plugged on rail-mount terminal block, 15 mm wide | www.wago.com/286-835 |
|  | Item no.: 286-835/115-000 Surge suppression module for signal technology; Nominal voltage: 115 VAC; for 2 signal paths with common surge arrester; plugged on rail-mount terminal block, 15 mm wide | www.wago.com/286-835/115-000 |
|  | Item no.: 286-836 Surge suppression module for signal technology; Nominal voltage: 24 VAC/DC; for 2 signal paths with common surge arrester; plugged on rail-mount terminal block, 15 mm wide | www.wago.com/286-836 |
|  | Item no.: 286-838 Surge suppression module for signal technology; Nominal voltage: 230 VAC; for 2 signal paths with common surge arrester; with visual indicator | www.wago.com/286-838 |
|  | Item no.: 286-840 Bridge rectifier module; Input voltage: 250 VAC; with varistor protective circuit | www.wago.com/286-840 |
|  | Item no.: 286-841 Surge suppression module for signal technology; Nominal voltage: 220 VDC; for 2 signal paths with common surge arrester; pluggable on rail-mount terminal block, 25 mm wide | www.wago.com/286-841 |
|  | Item no.: 286-842 Surge suppression module for signal technology; Nominal voltage: 230 VAC; for 2 signal paths with common surge arrester; pluggable on rail-mount terminal block, 25 mm wide | www.wago.com/286-842 |
|  | Item no.: 286-843 Surge suppression module for signal technology; Nominal voltage: 115 VAC; for 2 signal paths with common surge arrester; pluggable on rail-mount terminal block, 25 mm wide | www.wago.com/286-843 |
|  | Item no.: 286-844 Surge suppression module for signal technology; for 2 signal paths with common surge arrester; pluggable on rail-mount terminal block, 25 mm wide | www.wago.com/286-844 |
|  | Item no.: 286-890 Component module with fuse; for (5 x 20) mm microfuse; Nominal voltage: 24 VAC/DC | www.wago.com/286-890 |
|  | Item no.: 286-891 Component module with fuse; for (5 x 20) mm microfuse; Nominal voltage: 230 VAC/DC | www.wago.com/286-891 |

| | | |
|--|---|--|
|  | <p>Item no.: 286-895 Switching module; with changeover rocker switch; Switching voltage: 250 VAC; Switching current: 6 A</p> | www.wago.com/286-895 |
|  | <p>Item no.: 286-896 Switching module; Changeover; 1-pole; with momentary switch</p> | www.wago.com/286-896 |
|  | <p>Item no.: 786-101 Empty component plug housing; Type 14; 15 mm wide; 6-pole</p> | www.wago.com/786-101 |
| assembling | | |
|  | <p>Item no.: 210-148 Angled support bracket; without screw</p> | www.wago.com/210-148 |
|  | <p>Item no.: 210-149 Screw M 5 x 8; for angled support bracket</p> | www.wago.com/210-149 |
| Marking accessories | | |
|  | <p>Item no.: 2009-115 WMB-Inline; for smartPRINTER; on reel; stretchable 5 - 5.2 mm; plain; snap-on type</p> | www.wago.com/2009-115 |
|  | <p>Item no.: 2009-115/000-002 WMB-Inline; for smartPRINTER; on reel; stretchable 5 - 5.2 mm; plain; snap-on type</p> | www.wago.com/2009-115/000-002 |
|  | <p>Item no.: 2009-115/000-006 WMB-Inline; for smartPRINTER; on reel; stretchable 5 - 5.2 mm; plain; snap-on type</p> | www.wago.com/2009-115/000-006 |
|  | <p>Item no.: 2009-115/000-007 WMB-Inline; for smartPRINTER; on reel; stretchable 5 - 5.2 mm; plain; snap-on type</p> | www.wago.com/2009-115/000-007 |
|  | <p>Item no.: 2009-115/000-012 WMB-Inline; for smartPRINTER; on reel; stretchable 5 - 5.2 mm; plain; snap-on type</p> | www.wago.com/2009-115/000-012 |
|  | <p>Item no.: 2009-115/000-017 WMB-Inline; for smartPRINTER; on reel; stretchable 5 - 5.2 mm; plain; snap-on type</p> | www.wago.com/2009-115/000-017 |
|  | <p>Item no.: 2009-115/000-023 WMB-Inline; for smartPRINTER; on reel; stretchable 5 - 5.2 mm; plain; snap-on type</p> | www.wago.com/2009-115/000-023 |
|  | <p>Item no.: 2009-115/000-024 WMB-Inline; for smartPRINTER; on reel; stretchable 5 - 5.2 mm; plain; snap-on type</p> | www.wago.com/2009-115/000-024 |
|  | <p>Item no.: 793-5501 WMB marking card; as card; for terminal block width 5 - 17.5 mm; stretchable 5 - 5.2 mm; plain; snap-on type</p> | www.wago.com/793-5501 |
|  | <p>Item no.: 793-5501/000-002 WMB marking card; as card; for terminal block width 5 - 17.5 mm; stretchable 5 - 5.2 mm; plain; snap-on type</p> | www.wago.com/793-5501/000-002 |



Item no.: 793-5501/000-005
WMB marking card; as card; stretchable 5 - 5.2 mm; plain; snap-on type

www.wago.com/793-5501/000-005



Item no.: 793-5501/000-006
WMB marking card; as card; stretchable 5 - 5.2 mm; plain; snap-on type

www.wago.com/793-5501/000-006



Item no.: 793-5501/000-007
WMB marking card; as card; stretchable 5 - 5.2 mm; plain; snap-on type

www.wago.com/793-5501/000-007



Item no.: 793-5501/000-012
WMB marking card; as card; stretchable 5 - 5.2 mm; plain; snap-on type

www.wago.com/793-5501/000-012



Item no.: 793-5501/000-017
WMB marking card; as card; stretchable 5 - 5.2 mm; plain; snap-on type

www.wago.com/793-5501/000-017



Item no.: 793-5501/000-023
WMB marking card; as card; stretchable 5 - 5.2 mm; plain; snap-on type

www.wago.com/793-5501/000-023



Item no.: 793-5501/000-024
WMB marking card; as card; stretchable 5 - 5.2 mm; plain; snap-on type

www.wago.com/793-5501/000-024

Downloads

Documentation

Bid Text

| | | | |
|-------------------|--------------|---------|----------|
| 280-763 | Jan 22, 2016 | DOC | Download |
| Basisklemmenblock | | 23.6 kB | |

Additional Information

| | | | |
|--|--------------|----------|----------|
| Disposal; Electrical and electronic equipment, Packaging | Oct 15, 2018 | | Download |
| | | 265.8 kB | |

smartDATA

CAD data

| | | |
|---------------------|-----|----------|
| 3D Download 280-763 | URL | Download |
|---------------------|-----|----------|



Subject to changes.

WAGO Kontakttechnik GmbH & Co. KG
Hansastr. 27
32423 Minden
Phone: +49571 887-0 | Fax: +49571 887-169
Email: info.de@wago.com | Web: www.wago.com

Do you have any questions about our products?
We are always happy to take your call at +49 (571) 887-44222.