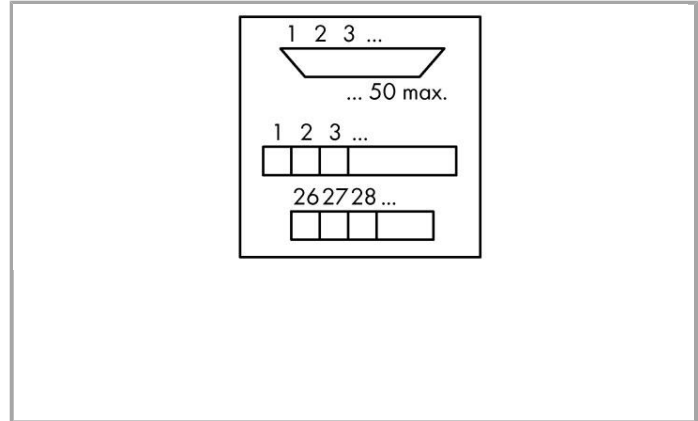


Data sheet | Item number: 289-449

Interface module; with D-subminiature male connector; 50-pole; for mating connectors with solder connection; Vertical mounting



www.wago.com/289-449



Data

Electrical data

Operating voltage	$\leq 30 \text{ VAC}; \leq 50 \text{ VDC}$
Nominal current	1 A
Contact resistance (max.)	30 m Ω

Safety and protection:

Rated voltage	50 V
Rated impulse voltage	0.8 kV
Pollution degree	2
Degree of protection	IP00*
Note on Protection Type	* Notice! Live conductors! Protection against direct contact must be provided by the equipment builder, e.g., using a WAGO 709 Series cover (see Accessories) or a similar cover. The installation requirements for the particular application must be observed.



Connection data

No. of poles	50
Connection type (1)	System
No. of poles	50
Pluggable connector	D-subminiature; male connector
For mating connectors	With solder connection
Mating direction	Vertical
Pull relief	Stud bolts UNC 4-40
Connection type (2)	Field
No. of poles 2	50
Design 2	PCB terminal blocks, 2-row
Connection technology 2	CAGE CLAMP®
WAGO terminal 2	WAGO 236 Series Series
Solid conductor (2)	0.08 ... 2.5 mm ² / 28 ... 12 AWG
Fine-stranded conductor (2)	0.08 ... 2.5 mm ² / 28 ... 12 AWG
Strip length (2)	5 ... 6 mm / 0.2 ... 0.24 Inch
Note (conductor cross-section)	12 AWG: THHN, THWN
Performance level	2 / 200 mating cycles

Geometrical Data

Width	157 mm / 6.181 inch
Height from upper-edge of DIN-35 rail	19 mm / 0.748 inch
Depth	63.5 mm / 2.5 inch

Mechanical data

Type of mounting	DIN-35 rail
Housing design	PCB with mounting feet

Material Data

Contact material (pluggable connector)	Au over Ni
Fire load	0.703 MJ
Weight	98.66 g

Environmental Requirements



Surrounding air (operating) temperature	-20 ... 50 °C
Surrounding air (storage) temperature	-40 ... 70 °C
Relative humidity	≤ 85 % (non condensing)

Commercial data


Country of origin	DE
GTIN	4045454599423
Customs Tariff No.	85369010000
Product Group	6 (Interface Electronics)

Compatible products

assembling

	Item no.: 709-153 Cover; Type 1; suitable for cover carrier, type 1; 1 m long	www.wago.com/709-153
	Item no.: 709-167 Cover carrier; Type 1; incl. fixing/retaining screws and knurled nut; suitable for 279 to 282 and 880 Series rail-mounted terminal blocks; suitable for 264 Series miniature rail-mounted terminal blocks; suitable for 270 Series sensor and actuator terminal blocks	www.wago.com/709-167

tools

	Item no.: 210-720 Operating tool with partially insulated shaft; Type 2, blade (3.5 x 0.5) mm	www.wago.com/210-720
--	---	--

Downloads

Documentation

Additional Information

Disposal; Electrical and electronic equipment, Packaging	Oct 15, 2018	Download
		265.8 kB

smartDATA

CAD data

3D Download 289-449	URL	Download
---------------------	-----	----------

Subject to changes.