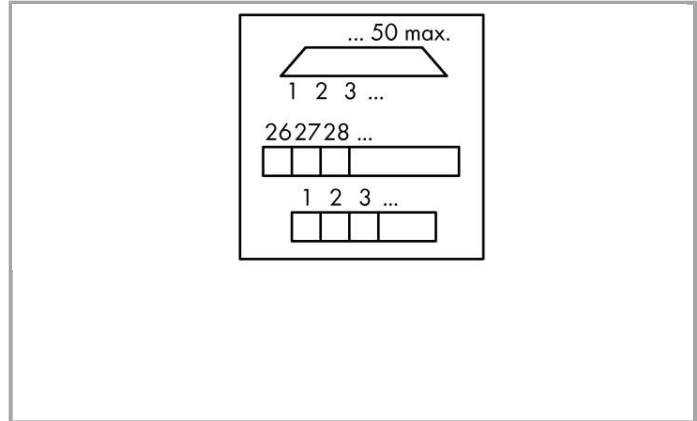


Data sheet | Item number: 289-559

Interface module; with D-subminiature female connector; 50-pole; for mating connectors with solder connection; Vertical mounting



www.wago.com/289-559



Data

Electrical data

Operating voltage	$\leq 100 \text{ VAC}; \leq 125 \text{ VDC}$
Nominal current	2 A
Contact resistance (max.)	30 m Ω

Safety and protection:

Rated voltage	100 V
Rated impulse voltage	0.8 kV
Pollution degree	2
Degree of protection	IP20

Connection data

No. of poles	50
Connection type (1)	System



No. of poles	50
Pluggable connector	D-subminiature; female connector
For mating connectors	With solder connection
Mating direction	Vertical
Pull relief	Stud bolts UNC 4-40
Connection type (2)	Field
No. of poles 2	50
Design 2	PCB terminal blocks, 2-row
Connection technology 2	CAGE CLAMP®
WAGO terminal 2	WAGO 236 Series Series
Solid conductor (2)	0.08 ... 2.5 mm ² / 28 ... 12 AWG
Fine-stranded conductor (2)	0.08 ... 2.5 mm ² / 28 ... 12 AWG
Strip length (2)	5 ... 6 mm / 0.2 ... 0.24 Inch
Note (conductor cross-section)	12 AWG: THHN, THWN
Performance level	2 / 200 mating cycles

Geometrical Data

Width	94 mm / 3.701 inch
Height from upper-edge of DIN-35 rail	34 mm / 1.339 inch
Depth	85 mm / 3.346 inch

Mechanical data

Type of mounting	DIN-35 rail
Housing design	Mounting carrier

Material Data

Contact material (pluggable connector)	Au over Ni
Fire load	1.03 MJ
Weight	123.7 g

Environmental Requirements

Surrounding air (operating) temperature	-20 ... 50 °C
Surrounding air (storage) temperature	-40 ... 70 °C
Relative humidity	≤ 85 % (non condensing)

Standards and specifications

Standards/specifications	UL 840
--------------------------	--------

Commercial data

Country of origin	DE
GTIN	4045454409746
Customs Tariff No.	85369010000
Product Group	6 (Interface Electronics)


Approvals / Certificates

UL-Approvals




Logo	Approval	Certificate name
	Underwriters Laboratories Inc. (ORDINARY LOCATIONS)	E175199 Vol.2 Sec.1

Compatible products

tools

	Item no.: 210-720 Operating tool with partially insulated shaft; Type 2, blade (3.5 x 0.5) mm	www.wago.com/210-720
--	---	--

Marking accessories

	Item no.: 709-177 Marking strips; on reel; 7.5 mm wide; not stretchable; plain; snap-on type	www.wago.com/709-177
	Item no.: 709-178 Marking strips; on reel; 7.5 mm wide; not stretchable; plain; snap-on type	www.wago.com/709-178
	Item no.: 709-196 Marking strips; for laser printer	www.wago.com/709-196

Downloads

Documentation

Additional Information

Disposal; Electrical and electronic equipment, Packaging	Oct 15, 2018	Download
		265.8 kB

smartDATA

CAD data

3D Download 289-559	URL	Download
---------------------	-----	----------



Subject to changes.

WAGO Kontakttechnik GmbH & Co. KG
Hansastr. 27
32423 Minden
Phone: +49571 887-0 | Fax: +49571 887-169
Email: info.de@wago.com | Web: www.wago.com

Do you have any questions about our products?
We are always happy to take your call at +49 (571) 887-44222.