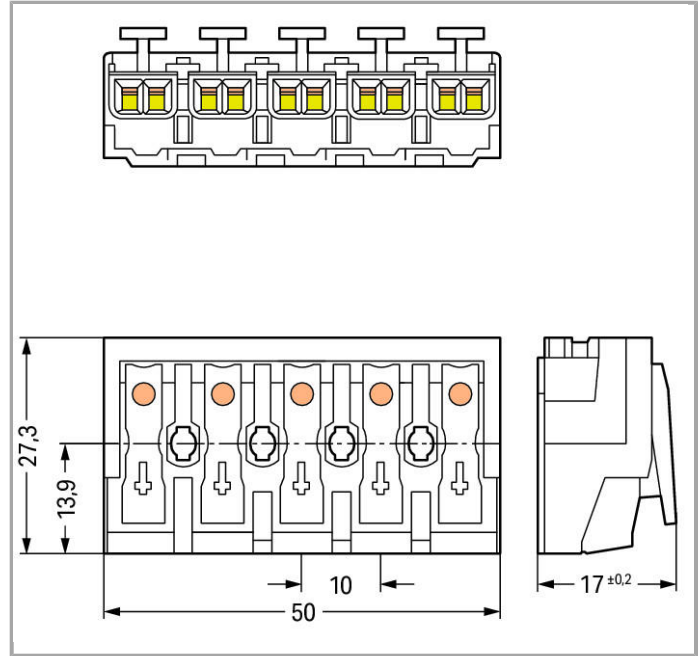



# Data sheet | Item number: 294-4075

Power supply connector; without ground contact; without snap-in mounting feet; DA- N PE L DA+; 5-pole



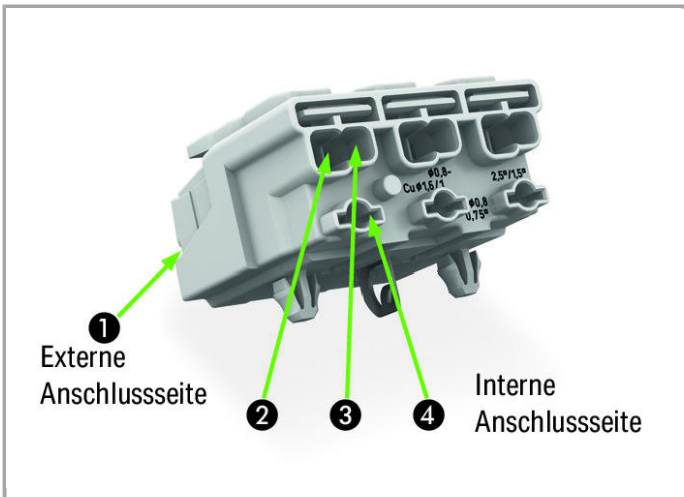
[www.wago.com/294-4075](http://www.wago.com/294-4075)



RoHS  Compliant

[BOMcheck.net](https://www.bomcheck.net)

Color:  



## Item description

- External connection of solid, stranded and fine-stranded conductors
- Universal conductor termination (AWG, metric)
- Third contact at bottom

—

- Strain relief plate can be retrofitted

## Data

### Electrical data

#### Ratings per IEC/EN 60664-1

|                                  |   |
|----------------------------------|---|
| Ratings note                     | Connection points   |
| Rated voltage (II / 2)           | 500 V   |
| Rated impulse voltage (II / 2)   | 4 kV  |
| Rated current                    | 24 A  |
| Ratings according to 2           | IEC/EN 60998-2-2  |
| Ratings note 2                   | Connection points   |
| Rated voltage (II / 2) 2         | 500 V   |
| Rated impulse voltage (II / 2) 2 | 4 kV  |
| Rated current (2)                | 24 A  |
| Rated current (3)                | 16 A  |
| Legend (ratings)                 | (III / 3) $\hat{=}$ Overvoltage category III / Pollution degree 3 |

### Connection data

|   |   |
|---|---|
| Connection type (1)   | External 1                                  |
| Connection technology   | Push-in CAGE CLAMP <sup>®</sup>             |
| Number of connection points (connection type)                   | 2   |
| Actuation type  | Operating tool<br>Push-button               |
| Connectable conductor materials                                 | Copper<br>Aluminum                          |
| Solid conductor   | 0.5 ... 2.5 mm <sup>2</sup> / 18 ... 12 AWG |
| Solid conductor, push-in termination                            | 0.5 ... 2.5 mm <sup>2</sup> / 18 ... 12 AWG |
| Stranded conductor  | 0.5 ... 2.5 mm <sup>2</sup> / 18 ... 14 AWG |
| Fine-stranded conductor   | 0.5 ... 2.5 mm <sup>2</sup> / 18 ... 14 AWG |
| Fine-stranded conductor with ferrule with plastic collar        | 0.5 ... 1.5 mm <sup>2</sup> / 18 ... 16 AWG |
| Fine-stranded conductor with ferrule without plastic collar     | 0.5 ... 1.5 mm <sup>2</sup> / 18 ... 16 AWG |
| Fine-stranded conductor with ferrule, push-in termination, from | 0.5 mm <sup>2</sup> / 18 AWG                |
| Strip length  | 8 ... 9 mm / 0.31 ... 0.35 Inch             |
| Connection type (2)   | Internal 2                                  |
| Connection technology 2   | PUSH WIRE <sup>®</sup>                      |
| Number of connection points                                     | 1   |
| Solid conductor (2)   | 0.5 ... 2.5 mm <sup>2</sup> / 18 ... 14 AWG |
| Fine-stranded conductor with insulated ferrule (2)              | 0.5 ... 1 mm <sup>2</sup> / 18 ... 16 AWG   |
| Fine-stranded conductor with uninsulated ferrule (2)            | 0.5 ... 1.5 mm <sup>2</sup> / 18 ... 14 AWG |



|  |   |
|--|---|
| Strip length (2)                                     | 8 ... 9 mm / 0.31 ... 0.35 Inch             |
| Connection type (3)                                  | Internal 3                                  |
| Number of connection points                          | 1   |
| Solid conductor (3)                                  | 0.5 ... 1.5 mm <sup>2</sup> / 18 ... 16 AWG |
| Fine-stranded conductor with insulated ferrule (3)   | 0.5 ... 0.75 mm <sup>2</sup> / 18 AWG       |
| Fine-stranded conductor with uninsulated ferrule (3) | 0.5 ... 1 mm <sup>2</sup> / 18 AWG          |
| Connection type (4)                                  | Internal 4                                  |
| Number of connection points                          | 1   |
| Solid conductor (4)                                  | 0.5 ... 0.75 mm <sup>2</sup> / 18 AWG       |
| No. of poles   | 5   |
| Total number of connection points                    | 25  |
| Total number of potentials                           | 5   |
| Number of connection types                           | 4   |
| Type of wiring                                       | Side-entry wiring                           |

### Geometrical Data

|                         |                      |
|-------------------------|----------------------|
| Width                   | 50 mm / 1.969 inch   |
| Height from the surface | 17 mm / 0.669 inch   |
| Depth                   | 27.3 mm / 1.075 inch |

### Mechanical data

|         |                |
|---------|----------------|
| Marking | DA- N PE L DA+ |
|---------|----------------|

### Material Data

|                             |                                   |
|-----------------------------|-----------------------------------|
| Color                       | white                             |
| Material group              | III a                             |
| Insulating material         | Polycarbonate (PC)                |
| Flammability class per UL94 | V0                                |
| Clamping spring material    | Chrome nickel spring steel (CrNi) |
| Contact material            | Electrolytic copper (Ecu)         |
| Contact plating             | tin-plated                        |
| Fire load                   | 0.301 MJ                          |
| Weight                      | 15.196 g                          |

### Environmental Requirements

|                       |        |
|-----------------------|--------|
| Temperature stability | 120 °C |
|-----------------------|--------|

### Commercial data

|                   |               |
|-------------------|---------------|
| Country of origin | CH            |
| GTIN              | 4050821097839 |

|                    |                                |
|--------------------|--------------------------------|
| Customs Tariff No. | 85369010000                    |
| Product Group      | 8 (Misc. Chassis Mount Blocks) |





## Approvals / Certificates

### Country specific Approvals



| Logo   | Approval                                   | Certificate name |
|--|--|------------------|
|  | <b>ENEC 05</b><br>DEKRA Certification B.V. | 2128791.01       |

## Compatible products

### Strain relief plate

|  |   |  |
|--|---|--|
|    | <b>Item no.: 294-364</b><br>Strain relief plate; with secured clamp; 3- to 5-pole; for multicore cable: 1 x outer diameter 5.2 - 12 mm; for 294 Series                | <a href="http://www.wago.com/294-364">www.wago.com/294-364</a> |
|    | <b>Item no.: 294-370</b><br>Strain relief; with snap-in mounting feet; for cable diameter 4.5 - 12 mm   | <a href="http://www.wago.com/294-370">www.wago.com/294-370</a> |
|   | <b>Item no.: 294-375</b><br>Strain relief; without snap-in mounting feet; for cable diameter 4.5 - 12 mm  | <a href="http://www.wago.com/294-375">www.wago.com/294-375</a> |
|  | <b>Item no.: 294-384</b><br>Strain relief plate; with secured clamp; 3- to 5-pole; for single strands: min. 3 x 0.5 mm, max. 5 x 2.5 mm or 7 x 1.5 mm; for 294 Series | <a href="http://www.wago.com/294-384">www.wago.com/294-384</a> |

### tools

|  |  |  |
|--|--|--|
|  | <b>Item no.: 206-294</b><br>Disconnection tool; suitable for removing conductors from PUSH WIRE® contacts  | <a href="http://www.wago.com/206-294">www.wago.com/206-294</a> |
|  | <b>Item no.: 294-199</b><br>Operating tool; for pressing the snap-in mounting feet into the mounting plate; For safe and easy fitting of the ground contacts; for 294 Series | <a href="http://www.wago.com/294-199">www.wago.com/294-199</a> |

## Downloads

### Documentation

#### Bid Text

|          |              |                |          |
|----------|--------------|----------------|----------|
| 294-4075 | Oct 18, 2017 | DOC<br>29.2 kB | Download |
|----------|--------------|----------------|----------|

## smartDATA

### CAD data

|                      |     |          |
|----------------------|-----|----------|
| 3D Download 294-4075 | URL | Download |
|----------------------|-----|----------|



Subject to changes.

---

WAGO Kontakttechnik GmbH & Co. KG  
Hansastr. 27  
32423 Minden  
Phone: +49571 887-0 | Fax: +49571 887-169  
Email: [info.de@wago.com](mailto:info.de@wago.com) | Web: [www.wago.com](http://www.wago.com)

Do you have any questions about our products?  
We are always happy to take your call at +49 (571) 887-44222.