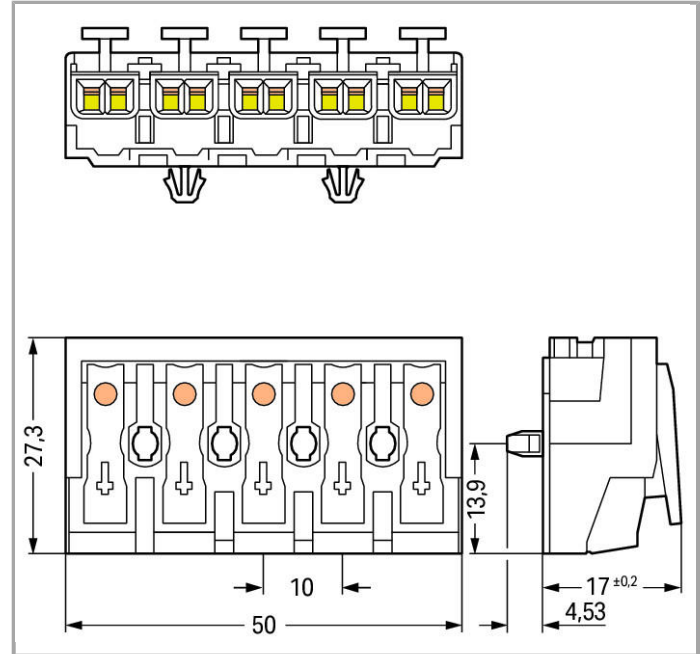



# Data sheet | Item number: 294-5055

Power supply connector; without ground contact; with snap-in mounting feet; 3-N-PE-1-2; 5-pole



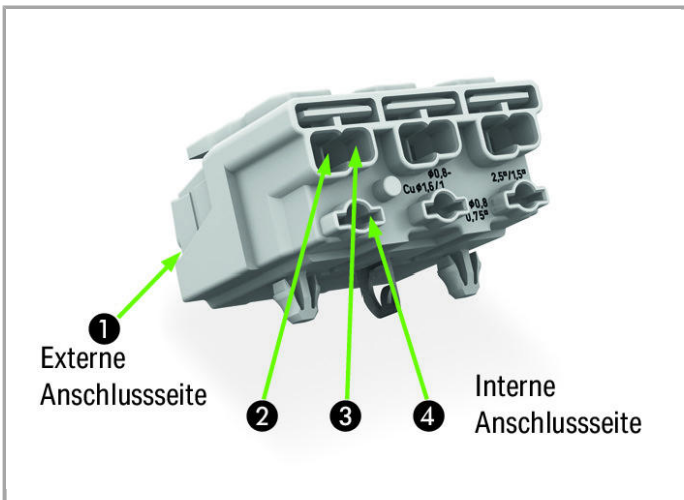
[www.wago.com/294-5055](http://www.wago.com/294-5055)



RoHS  Compliant

[BOMcheck.net](https://www.bomcheck.net)

Color:



## Item description

- External connection of solid, stranded and fine-stranded conductors
- Universal conductor termination (AWG, metric)

- Third contact at bottom
- Strain relief plate can be retrofitted

## Data

### Electrical data

#### Ratings per IEC/EN 60664-1

Ratings note	Connection points
Rated voltage (II / 2)	500 V
Rated impulse voltage (II / 2)	4 kV
Rated current	24 A
Ratings according to 2	IEC/EN 60998-2-2
Ratings note 2	Connection points
Rated voltage (II / 2) 2	500 V
Rated impulse voltage (II / 2) 2	4 kV
Rated current (2)	24 A
Rated current (3)	16 A
Legend (ratings)	(III / 3) $\hat{=}$ Overvoltage category III / Pollution degree 3

### Connection data

Connection type (1)	External 1
Connection technology	Push-in CAGE CLAMP <sup>®</sup>
Number of connection points (connection type)	2
Actuation type	Operating tool Push-button
Connectable conductor materials	Copper Aluminum
Solid conductor	0.5 ... 2.5 mm <sup>2</sup> / 18 ... 12 AWG
Solid conductor, push-in termination	0.5 ... 2.5 mm <sup>2</sup> / 18 ... 12 AWG
Stranded conductor	0.5 ... 2.5 mm <sup>2</sup> / 18 ... 14 AWG
Fine-stranded conductor	0.5 ... 2.5 mm <sup>2</sup> / 18 ... 14 AWG
Fine-stranded conductor with ferrule with plastic collar	0.5 ... 1.5 mm <sup>2</sup> / 18 ... 16 AWG
Fine-stranded conductor with ferrule without plastic collar	0.5 ... 1.5 mm <sup>2</sup> / 18 ... 16 AWG
Fine-stranded conductor with ferrule, push-in termination, from	0.5 mm <sup>2</sup> / 18 AWG
Strip length	8 ... 9 mm / 0.31 ... 0.35 Inch
Connection type (2)	Internal 2
Connection technology 2	PUSH WIRE <sup>®</sup>
Number of connection points	1
Solid conductor (2)	0.5 ... 2.5 mm <sup>2</sup> / 18 ... 14 AWG
Fine-stranded conductor with insulated ferrule (2)	0.5 ... 1 mm <sup>2</sup> / 18 ... 16 AWG



Fine-stranded conductor with uninsulated ferrule (2)	0.5 ... 1.5 mm <sup>2</sup> / 18 ... 14 AWG
Strip length (2)	8 ... 9 mm / 0.31 ... 0.35 Inch
Connection type (3)	Internal 3
Number of connection points	1
Solid conductor (3)	0.5 ... 1.5 mm <sup>2</sup> / 18 ... 16 AWG
Fine-stranded conductor with insulated ferrule (3)	0.5 ... 0.75 mm <sup>2</sup> / 18 AWG
Fine-stranded conductor with uninsulated ferrule (3)	0.5 ... 1 mm <sup>2</sup> / 18 AWG
Connection type (4)	Internal 4
Number of connection points	1
Solid conductor (4)	0.5 ... 0.75 mm <sup>2</sup> / 18 AWG
No. of poles	5
Total number of connection points	25
Total number of potentials	5
Number of connection types	4
Type of wiring	Side-entry wiring

### Geometrical Data

Width	50 mm / 1.969 inch
Height from the surface	17 mm / 0.669 inch
Depth	27.3 mm / 1.075 inch

### Mechanical data

Mounting type	Snap-in mounting foot
Marking	3-N-PE-1-2

### Material Data

Color	white
Material group	III a
Insulating material	Polycarbonate (PC)
Flammability class per UL94	V0
Clamping spring material	Chrome nickel spring steel (CrNi)
Contact material	Electrolytic copper (Ecu)
Contact plating	tin-plated
Fire load	0.302 MJ
Weight	15.239 g

### Environmental Requirements

Temperature stability	120 °C
-----------------------	--------

## Commercial data

Country of origin	CH
GTIN	4050821098300
Customs Tariff No.	85369010000
Product Group	8 (Misc. Chassis Mount Blocks)



## Approvals / Certificates

### Country specific Approvals





Logo	Approval	Certificate name
	ENEC 05 DEKRA Certification B.V.	2128791.01

## Compatible products

### tools

	<b>Item no.: 206-294</b> Disconnection tool; suitable for removing conductors from PUSH WIRE® contacts	<a href="http://www.wago.com/206-294">www.wago.com/206-294</a>
	<b>Item no.: 294-199</b> Operating tool; for pressing the snap-in mounting feet into the mounting plate; For safe and easy fitting of the ground contacts; for 294 Series	<a href="http://www.wago.com/294-199">www.wago.com/294-199</a>

### Strain relief plate

	<b>Item no.: 294-364</b> Strain relief plate; with secured clamp; 3- to 5-pole; for multicore cable: 1 x outer diameter 5.2 - 12 mm; for 294 Series	<a href="http://www.wago.com/294-364">www.wago.com/294-364</a>
	<b>Item no.: 294-370</b> Strain relief; with snap-in mounting feet; for cable diameter 4.5 - 12 mm	<a href="http://www.wago.com/294-370">www.wago.com/294-370</a>
	<b>Item no.: 294-375</b> Strain relief; without snap-in mounting feet; for cable diameter 4.5 - 12 mm	<a href="http://www.wago.com/294-375">www.wago.com/294-375</a>
	<b>Item no.: 294-384</b> Strain relief plate; with secured clamp; 3- to 5-pole; for single strands: min. 3 x 0.5 mm, max. 5 x 2.5 mm or 7 x 1.5 mm; for 294 Series	<a href="http://www.wago.com/294-384">www.wago.com/294-384</a>

## Downloads

### Documentation

#### Bid Text

294-5055	Oct 18, 2017	DOC 29.2 kB	Download
----------	--------------	----------------	----------



## smartDATA

### CAD data

3D Download 294-5055

URL

Download

---

Subject to changes.

---

WAGO Kontakttechnik GmbH & Co. KG

Hansastr. 27

32423 Minden

Phone: +49571 887-0 | Fax: +49571 887-169

Email: [info.de@wago.com](mailto:info.de@wago.com) | Web: [www.wago.com](http://www.wago.com)

Do you have any questions about our products?

We are always happy to take your call at +49 (571) 887-44222.