

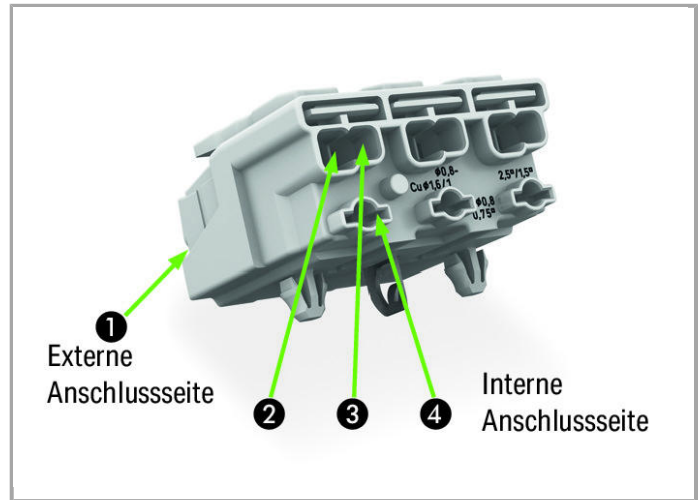
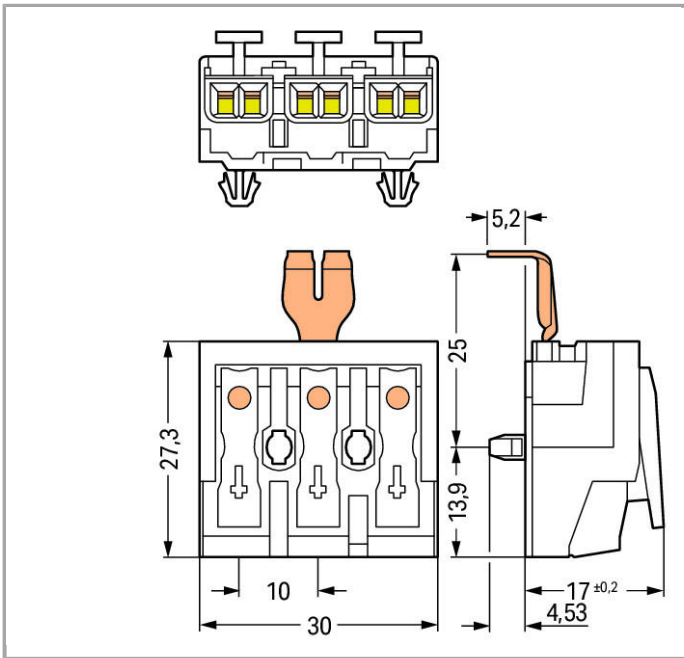


Data sheet | Item number: 294-5223

Power supply connector; with snap-in ground contact; with snap-in mounting feet; N´-PE-L´; 3-pole

www.wago.com/294-5223





Item description

- External connection of solid, stranded and fine-stranded conductors
- Universal conductor termination (AWG, metric)
- Third contact at bottom
- Strain relief plate can be retrofitted

Data

Electrical data

Ratings per IEC/EN 60664-1

| | |
|----------------------------------|---|
| Ratings note | Connection points |
| Rated voltage (II / 2) | 500 V |
| Rated impulse voltage (II / 2) | 4 kV |
| Rated current | 24 A |
| Ratings according to 2 | IEC/EN 60998-2-2 |
| Ratings note 2 | Connection points |
| Rated voltage (II / 2) 2 | 500 V |
| Rated impulse voltage (II / 2) 2 | 4 kV |
| Rated current (2) | 24 A |
| Rated current (3) | 16 A |
| Legend (ratings) | (III / 3) ≙ Overvoltage category III / Pollution degree 3 |

Connection data

| | |
|---------------------|------------|
| Connection type (1) | External 1 |
|---------------------|------------|



| | |
|---|---|
| Connection technology | Push-in CAGE CLAMP® |
| Number of connection points (connection type) | 2 |
| Actuation type | Operating tool Push-button |
| Connectable conductor materials | Copper Aluminum |
| Solid conductor | 0.5 ... 2.5 mm ² / 18 ... 12 AWG |
| Solid conductor, push-in termination | 0.5 ... 2.5 mm ² / 18 ... 12 AWG |
| Stranded conductor | 0.5 ... 2.5 mm ² / 18 ... 14 AWG |
| Fine-stranded conductor | 0.5 ... 2.5 mm ² / 18 ... 14 AWG |
| Fine-stranded conductor with ferrule with plastic collar | 0.5 ... 1.5 mm ² / 18 ... 16 AWG |
| Fine-stranded conductor with ferrule without plastic collar | 0.5 ... 1.5 mm ² / 18 ... 16 AWG |
| Fine-stranded conductor with ferrule, push-in termination, from | 0.5 mm ² / 18 AWG |
| Strip length | 8 ... 9 mm / 0.31 ... 0.35 Inch |
| Connection type (2) | Internal 2 |
| Connection technology 2 | PUSH WIRE® |
| Number of connection points | 1 |
| Solid conductor (2) | 0.5 ... 2.5 mm ² / 18 ... 14 AWG |
| Fine-stranded conductor with insulated ferrule (2) | 0.5 ... 1 mm ² / 18 ... 16 AWG |
| Fine-stranded conductor with uninsulated ferrule (2) | 0.5 ... 1.5 mm ² / 18 ... 14 AWG |
| Strip length (2) | 8 ... 9 mm / 0.31 ... 0.35 Inch |
| Connection type (3) | Internal 3 |
| Number of connection points | 1 |
| Solid conductor (3) | 0.5 ... 1.5 mm ² / 18 ... 16 AWG |
| Fine-stranded conductor with insulated ferrule (3) | 0.5 ... 0.75 mm ² / 18 AWG |
| Fine-stranded conductor with uninsulated ferrule (3) | 0.5 ... 1 mm ² / 18 AWG |
| Connection type (4) | Internal 4 |
| Number of connection points | 1 |
| Solid conductor (4) | 0.5 ... 0.75 mm ² / 18 AWG |
| No. of poles | 3 |
| Total number of connection points | 15 |
| Total number of potentials | 3 |
| Number of connection types | 4 |
| Type of wiring | Side-entry wiring |
| Ground function | with snap-in GND contact |

Geometrical Data

| | |
|-------------------------|----------------------|
| Width | 30 mm / 1.181 inch |
| Height from the surface | 17 mm / 0.669 inch |
| Depth | 27.3 mm / 1.075 inch |

Mechanical data

| | |
|---------------|-----------------------|
| Mounting type | Snap-in mounting foot |
| Marking | N´-PE-L´ |

Material Data

| | |
|-----------------------------|-----------------------------------|
| Color | white |
| Material group | III a |
| Insulating material | Polycarbonate (PC) |
| Flammability class per UL94 | V0 |
| Clamping spring material | Chrome nickel spring steel (CrNi) |
| Contact material | Electrolytic copper (Ecu) |
| Contact plating | tin-plated |
| Fire load | 0.183 MJ |
| Weight | 10.239 g |

Environmental Requirements


| | |
|-----------------------|--------|
| Temperature stability | 120 °C |
|-----------------------|--------|

Commercial data

| | |
|--------------------|--------------------------------|
| Packaging type | bag |
| Country of origin | PL |
| GTIN | 4050821098416 |
| Customs Tariff No. | 85369010000 |
| Product Group | 8 (Misc. Chassis Mount Blocks) |



Approvals / Certificates

Country specific Approvals

| Logo | Approval | Certificate name |
|--|-------------------------------------|------------------|
|  | ENEC 05 DEKRA Certification B.V. | 2128791.01 |

Compatible products

Strain relief plate

| | |
|--|--|
|  | Item no.: 294-364 Strain relief plate; with secured clamp; 3- to 5-pole; for multicore cable: 1 x outer diameter 5.2 - 12 mm; www.wago.com/294-364 for 294 Series |
|  | Item no.: 294-370 Strain relief; with snap-in mounting feet; for cable diameter 4.5 - 12 mm www.wago.com/294-370 |



Item no.: 294-375

Strain relief; without snap-in mounting feet; for cable diameter 4.5 - 12 mm

www.wago.com/294-375



Item no.: 294-384

Strain relief plate; with secured clamp; 3- to 5-pole; for single strands: min. 3 x 0.5 mm, max. 5 x 2.5 mm or 7 x 1.5 mm; for 294 Series

www.wago.com/294-384

tools



Item no.: 206-294

Disconnection tool; suitable for removing conductors from PUSH WIRE® contacts

www.wago.com/206-294



Item no.: 294-199

Operating tool; for pressing the snap-in mounting feet into the mounting plate; For safe and easy fitting of the ground contacts; for 294 Series

www.wago.com/294-199

Downloads

Documentation

Bid Text

| | | | |
|----------|--------------|----------------|----------|
| 294-5223 | Oct 18, 2017 | DOC 28.7 kB | Download |
|----------|--------------|----------------|----------|

smartDATA

CAD data

| | | |
|----------------------|-----|----------|
| 3D Download 294-5223 | URL | Download |
|----------------------|-----|----------|

Subject to changes.