


Data sheet | Item number: 294-8124

Power supply connector; 17mm version; with direct ground contact; 1/L´-2 /L-PE-N; 3-pole; Coding A; without snap-in mounting foot



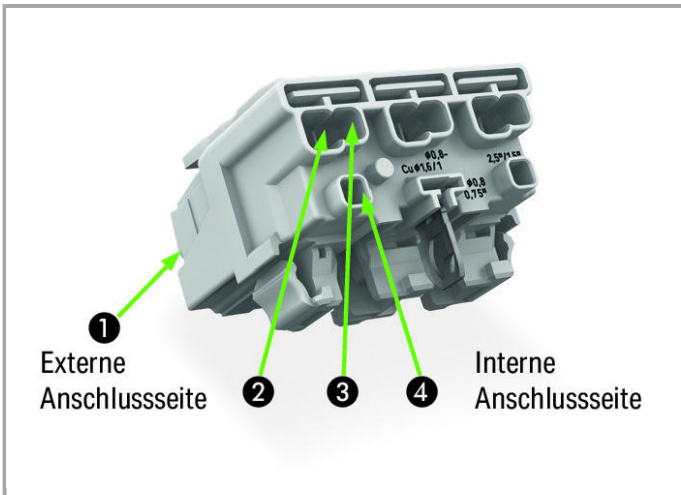
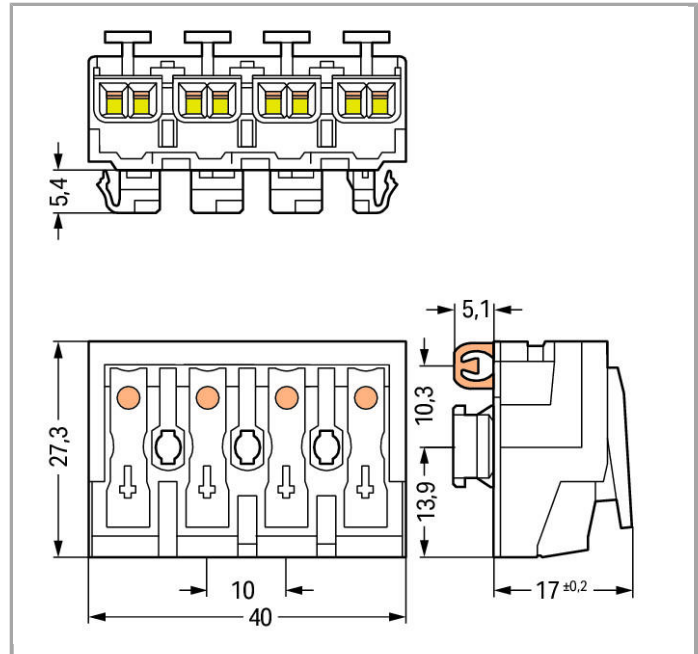
www.wago.com/294-8124



RoHS Compliant

[BOMcheck.net](https://www.bomcheck.net)

Color:



Item description

- External connection of solid, stranded and fine-stranded conductors
- Universal conductor termination (AWG, metric)
- Third contact located at the bottom of internal connector end
- - Strain relief plate can be retrofitted



Data

Electrical data

Ratings per IEC/EN 60664-1

Ratings note	Connection points
Rated voltage (II / 2)	500 V
Rated impulse voltage (II / 2)	4 kV
Rated current	24 A
Ratings according to 2	IEC/EN 60998-2-2
Ratings note 2	Connection points
Rated voltage (II / 2) 2	500 V
Rated impulse voltage (II / 2) 2	4 kV
Rated current (2)	24 A
Ratings according to 3	IEC/EN 61984
Ratings Note 3	Linect [®] plug-in connection
Rated voltage (II / 2) 3	500 V
Rated impulse voltage (II / 2) 3	4 kV
Rated current (3)	16 A
Legend (ratings)	(III / 2) ≙ Overvoltage category III / Pollution degree 2

Connection data

Connection type (1)	External 1
Connection technology	Push-in CAGE CLAMP [®]
Number of connection points (connection type)	2
Actuation type	Push-button
Solid conductor	0.5 ... 2.5 mm ² / 18 ... 12 AWG
Solid conductor, push-in termination	0.5 ... 2.5 mm ² / 18 ... 12 AWG
Stranded conductor	0.5 ... 2.5 mm ² / 18 ... 14 AWG
Fine-stranded conductor	0.5 ... 2.5 mm ² / 18 ... 14 AWG
Fine-stranded conductor with ferrule with plastic collar	0.5 ... 1.5 mm ² / 18 ... 16 AWG
Fine-stranded conductor with ferrule without plastic collar	0.5 ... 1.5 mm ² / 18 ... 16 AWG
Fine-stranded conductor with ferrule, push-in termination, from	0.5 mm ² / 18 AWG
Strip length	8 ... 9 mm / 0.31 ... 0.35 Inch
Connection type (2)	Internal 2
Connection technology 2	PUSH WIRE [®]
Number of connection points	1
Actuation type 2	Push-in
Solid conductor (2)	0.5 ... 2.5 mm ² / 18 ... 14 AWG
Fine-stranded conductor with insulated ferrule (2)	0.5 ... 1 mm ² / 18 ... 14 AWG
Fine-stranded conductor with uninsulated ferrule (2)	0.5 ... 1.5 mm ² / 18 ... 16 AWG



Strip length (2)	8 ... 9 mm / 0.31 ... 0.35 Inch
Connection type (3)	Internal 3
Connection technology 3	PUSH WIRE®
Number of connection points	1
Actuation type 3	Push-in
Solid conductor (3)	0.5 ... 1.5 mm ² / 18 ... 16 AWG
Fine-stranded conductor with insulated ferrule (3)	0.5 ... 0.75 mm ² / 18 AWG
Fine-stranded conductor with uninsulated ferrule (3)	0.5 ... 1 mm ² / 18 ... 14 AWG
Strip length (3)	8 ... 9 mm / 0.31 ... 0.35 Inch
Connection type (4)	Internal 4
Connection technology 4	PUSH WIRE®
Number of connection points	1
Actuation type 4	Push-in
Solid conductor (4)	0.5 ... 0.75 mm ² / 18 AWG
Strip length (4)	8 ... 9 mm / 0.31 ... 0.35 Inch
No. of poles	4
Total number of potentials	4
Number of connection types	4
Ground function	with direct GND contact

Geometrical Data

Width	40 mm / 1.575 inch
Height	22.4 mm / 0.882 inch
Height from the surface	17 mm / 0.669 inch
Depth	27.3 mm / 1.075 inch

Mechanical data

Marking	1/L' 2/L N
---------	------------

Material Data

Color	white
Material group	III a
Insulating material	Polycarbonate (PC)
Flammability class per UL94	V0
Clamping spring material	Chrome nickel spring steel (CrNi)
Contact material	Electrolytic copper (Ecu)
Contact plating	tin-plated
Fire load	0.265 MJ
Weight	13.161 g

Environmental Requirements


Temperature stability	120 °C
-----------------------	--------

Commercial data

Country of origin	CH
GTIN	4050821098812
Customs Tariff No.	85369010000
Product Group	8 (Misc. Chassis Mount Blocks)

Approvals / Certificates

Country specific Approvals

Logo	Approval	Certificate name
	ENEC 05 DEKRA Certification B.V.	2128791.01
	VDE VDE Prüf- und Zertifizierungsinstitut	40029808

Downloads

smartDATA

CAD data

3D Download 294-8124	URL	Download
----------------------	-----	----------

Subject to changes.