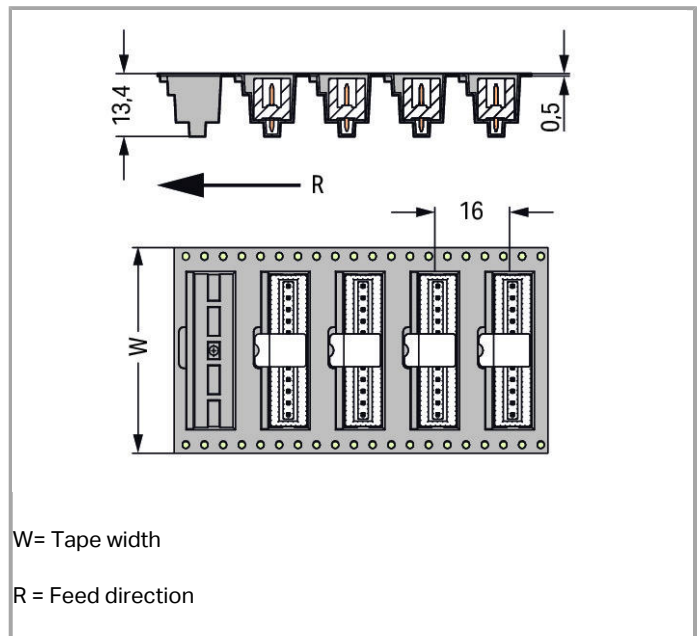
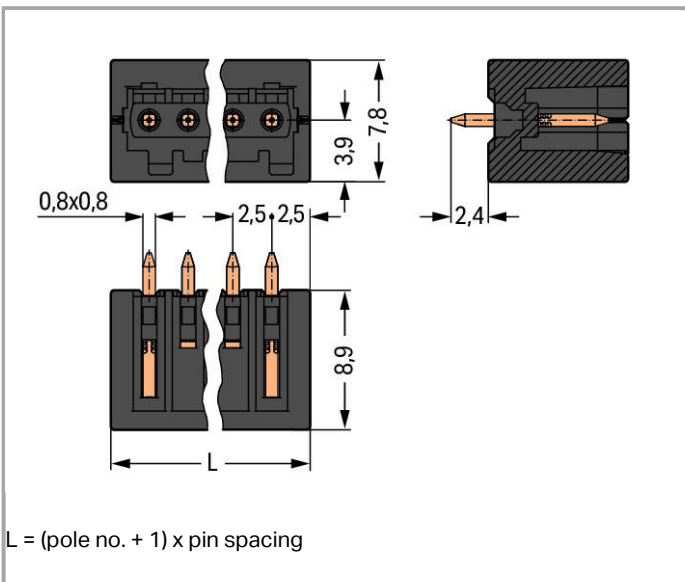
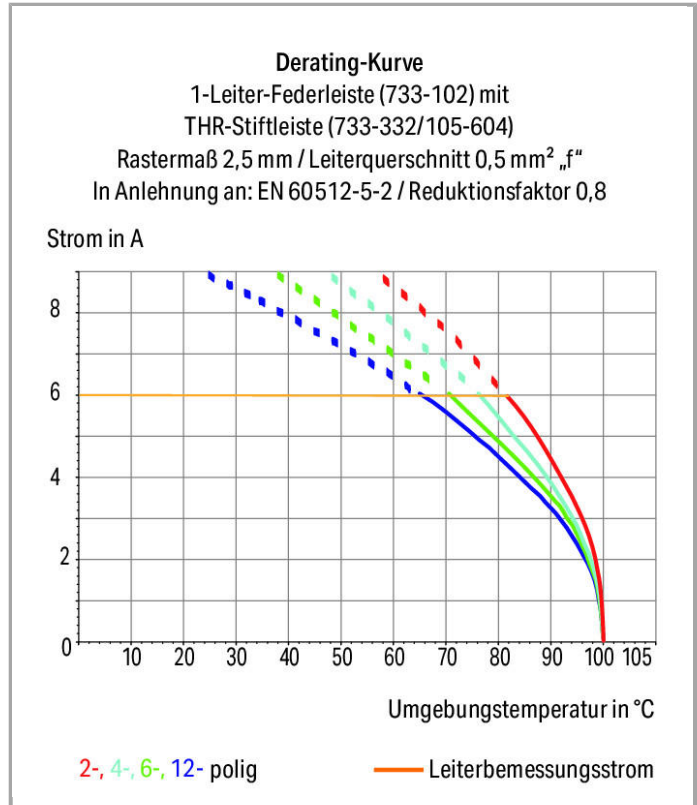


Data sheet | Item number: 733-339/105-604/997-446

THR male header; 0.8 x 0.8 mm solder pin; straight; 100% protected against mismatching; in tape-and-reel packaging; Pin spacing 2.5 mm; 9-pole



[www.wago.com/733-339/105-604/997-446](http://www.wago.com/733-339/105-604/997-446)



Item description



- THR male headers for reflow soldering in SMT applications
- Available in tape-and-reel packaging for automated pick-and-place PCB assembly
- Optimal thermal penetration via pin enclosure design provides lower soldering temperatures
- 100% protected against mismatching
- Coding via coding fingers

Other variants can be requested via the WAGO sales department or, if necessary, configured at <https://configurator.wago.com/>: Gold-plated or partially gold-plated contact surfaces, Other pole numbers, Other solder pin lengths

## Data

### Electrical data

#### Ratings per IEC/EN 60664-1

|                                 |   |
|---------------------------------|---|
| Rated voltage (III / 3)         | 80 V  |
| Rated impulse voltage (III / 3) | 2.5 kV  |
| Rated voltage (III / 2)         | 160 V   |
| Rated impulse voltage (III / 2) | 2.5 kV  |
| Rated voltage (II / 2)          | 320 V   |
| Rated impulse voltage (II / 2)  | 2.5 kV  |
| Rated current                   | 6 A   |
| Legend (ratings)                | (III / 2) $\hat{=}$ Overvoltage category III / Pollution degree 2 |

### Connection data

|                            |   |
|----------------------------|---|
| No. of poles               | 9 |
| Total number of potentials | 9 |
| Number of levels           | 1 |

### Geometrical Data

|  |                          |
|--|--------------------------|
| Pin spacing                              | 2.5 mm (0.098 inch)      |
| Width                                    | 25 mm / 0.984 inch       |
| Height                                   | 11.3 mm / 0.445 inch     |
| Height from the surface                  | 8.9 mm / 0.35 inch       |
| Depth                                    | 7.8 mm / 0.307 inch      |
| Solder pin length                        | 2.4 mm                   |
| Solder pin dimensions                    | 0.8 x 0.8 mm             |
| Plated through-hole diameter (THR)       | 1.2 <sup>(+0.1)</sup> mm |
| Reel diameter of tape-and-reel packaging | 330 mm                   |
| Tape width                               | 44 mm                    |

## Plug connection

|                                    |                     |
|------------------------------------|---------------------|
| Contact type (pluggable connector) | Male connector/plug |
| Connector connection type          | for PCBs            |
| Mismating protection               | Yes                 |
| Mating direction to the PCB        | 90°                 |

## PCB contact

|                                     |   |
|-------------------------------------|---|
| PCB contact                         | THR                                     |
| Solder pin arrangement              | over the entire male connector, in line |
| Number of solder pins per potential | 1                                       |

## Material Data

|                             |                           |
|-----------------------------|---------------------------|
| Color                       | black                     |
| Material group              | I                         |
| Insulating material         | Polyphthalamide (PPA GF)  |
| Flammability class per UL94 | V0                        |
| Contact material            | Electrolytic copper (Ecu) |
| Contact plating             | tin-plated                |
| Fire load                   | 0.03 MJ                   |
| Weight                      | 1.34 g                    |

## Environmental Requirements

|                         |                 |
|-------------------------|-----------------|
| Limit temperature range | -60 ... +100 °C |
|-------------------------|-----------------|

## Commercial data

|                    |               |
|--------------------|---------------|
| Packaging type     | bag           |
| Country of origin  | DE            |
| GTIN               | 4045454814533 |
| Customs Tariff No. | 85366990990   |

## Compatible products

### Coding



Item no.: 733-331  
Coding key; snap-on type

[www.wago.com/733-331](http://www.wago.com/733-331)



## Downloads

### smartDATA

#### PCB libraries

|  |                      |               |          |
|--|----------------------|---------------|----------|
| TARGET Library for WAGO Pluggable PCB Connectors (Multi-Connection System)<br>Compatible with TARGET PCB Design Software Version 17.x        | 1.1.0<br>Oct 6, 2014 | ZIP<br>7.4 MB | Download |
| DesignSpark Library for WAGO Pluggable PCB Connectors (MULTI CONNECTION SYSTEM)<br>Compatible with DesignSpark PCB Version 4.x or higher     | 2.1<br>Oct 6, 2014   | ZIP<br>6.1 MB | Download |
| EAGLE Library for WAGO Pluggable PCB Connectors (MULTI CONNECTION SYSTEM)<br>Compatible with EAGLE PCB Design Software Version 6.x or higher | 2.1<br>Nov 17, 2017  | ZIP<br>6.2 MB | Download |

Subject to changes.

WAGO Kontakttechnik GmbH & Co. KG  
Hansastr. 27  
32423 Minden  
Phone: +49571 887-0 | Fax: +49571 887-169  
Email: [info.de@wago.com](mailto:info.de@wago.com) | Web: [www.wago.com](http://www.wago.com)

Do you have any questions about our products?  
We are always happy to take your call at +49 (571) 887-44222.