

# Data sheet | Item number: 733-363/105-604

THR male header; 0.8 x 0.8 mm solder pin; angled; 100% protected against mismatching; Pin spacing 2.5 mm; 3-pole



[www.wago.com/733-363/105-604](http://www.wago.com/733-363/105-604)



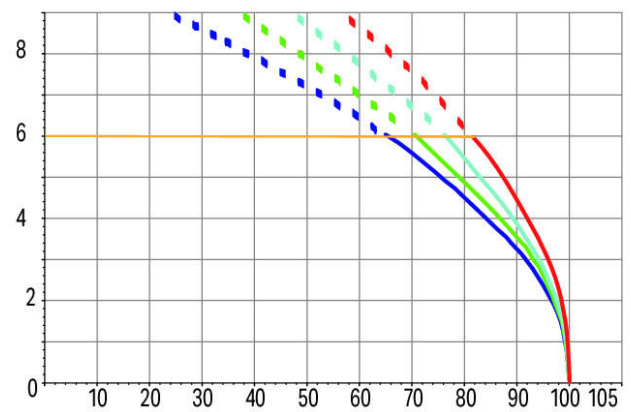
RoHS  
Compliant



Color: ■

**Derating-Kurve**  
1-Leiter-Federleiste (733-102) mit  
THR-Stiftleiste (733-332/105-604)  
Rastermaß 2,5 mm / Leiterquerschnitt 0,5 mm<sup>2</sup> „f“  
In Anlehnung an: EN 60512-5-2 / Reduktionsfaktor 0,8

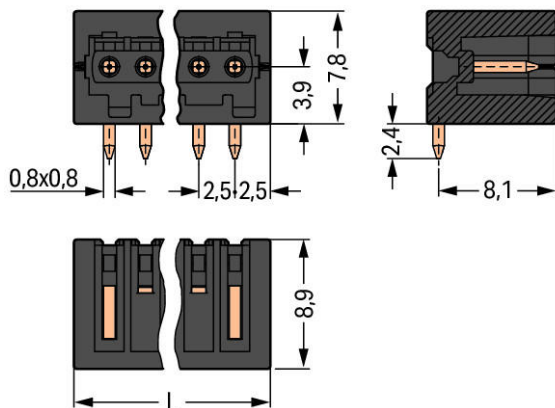
Strom in A



Umgebungstemperatur in °C

2-, 4-, 6-, 12- polig

— Leiterbemessungsstrom



L = (pole no. + 1) x pin spacing

## Item description

- THR male headers for reflow soldering in SMT applications



- Available in tape-and-reel packaging for automated pick-and-place PCB assembly
- Optimal thermal penetration via pin enclosure design provides lower soldering temperatures
- 100% protected against mismatching
- Coding via coding fingers

Other variants can be requested via the WAGO sales department or, if necessary, configured at <https://configurator.wago.com/>: Gold-plated or partially gold-plated contact surfaces, Other pole numbers, Other solder pin lengths

## Data

### Electrical data

#### Ratings per IEC/EN 60664-1

Rated voltage (III / 3)	80 V
Rated impulse voltage (III / 3)	2.5 kV
Rated voltage (III / 2)	160 V
Rated impulse voltage (III / 2)	2.5 kV
Rated voltage (II / 2)	320 V
Rated impulse voltage (II / 2)	2.5 kV
Rated current	6 A
Legend (ratings)	(III / 2) $\triangleq$ Overvoltage category III / Pollution degree 2

### Connection data

No. of poles	3
Total number of potentials	3
Number of levels	1

### Geometrical Data

Pin spacing	2.5 mm (0.098 inch)
Width	10 mm / 0.394 inch
Height	10.2 mm / 0.402 inch
Height from the surface	7.8 mm / 0.307 inch
Depth	8.9 mm / 0.35 inch
Solder pin length	2.4 mm
Solder pin dimensions	0.8 x 0.8 mm
Plated through-hole diameter (THR)	1.2 <sup>(+0.1)</sup> mm

### Plug connection

Contact type (pluggable connector)	Male connector/plug
Connector connection type	for PCBs
Mismatching protection	Yes

Mating direction to the PCB 0°

### PCB contact

PCB contact	THR
Solder pin arrangement	over the entire male connector, in line
Number of solder pins per potential	1

### Material Data

Color	black
Material group	I
Insulating material	Polyphthalamide (PPA GF)
Flammability class per UL94	V0
Contact material	Electrolytic copper (Ecu)
Contact plating	tin-plated
Fire load	0.012 MJ
Weight	0.6 g

### Environmental Requirements



Limit temperature range	-60 ... +100 °C
-------------------------	-----------------

### Commercial data

Country of origin	DE
GTIN	4045454676193
Customs Tariff No.	85366990990
Product Group	3 (Multi Conn. System)



### Approvals / Certificates

#### Country specific Approvals



Logo	Approval	Certificate name
	CCA DEKRA Certification B.V.	2169534.01
	CCA DEKRA Certification B.V.	NL-31141
	CSA DEKRA Certification B.V.	1465035
	CSA DEKRA Certification B.V.	1465035




Ship Approvals

Logo	Approval	Certificate name
	<b>ABS</b> American Bureau of Shipping	14-HG1241537-PDA
	<b>DNV GL</b> Det Norske Veritas, Germanischer Lloyd	TAE000016Z

UL-Approvals

Logo	Approval	Certificate name
	<b>UL</b> UL International Germany GmbH	E45171
	<b>UL</b> Underwriters Laboratories Inc.	E45172

Compatible products

Coding		
	<b>Item no.: 733-331</b> Coding key; snap-on type	<a href="http://www.wago.com/733-331">www.wago.com/733-331</a>

Downloads

smartDATA

PCB libraries

TARGET Library for WAGO Pluggable PCB Connectors (Multi-Connection System) Compatible with TARGET PCB Design Software Version 17.x	1.1.0 Oct 6, 2014	ZIP 7.4 MB	Download
DesignSpark Library for WAGO Pluggable PCB Connectors (MULTI CONNECTION SYSTEM) Compatible with DesignSpark PCB Version 4.x or higher	2.1 Oct 6, 2014	ZIP 6.1 MB	Download
EAGLE Library for WAGO Pluggable PCB Connectors (MULTI CONNECTION SYSTEM) Compatible with EAGLE PCB Design Software Version 6.x or higher	2.1 Nov 17, 2017	ZIP 6.2 MB	Download



CAD data

3D Download 733-363/105-604

URL

Download

---

Subject to changes.

---

WAGO Kontakttechnik GmbH & Co. KG

Hansastr. 27

32423 Minden

Phone: +49571 887-0 | Fax: +49571 887-169

Email: [info.de@wago.com](mailto:info.de@wago.com) | Web: [www.wago.com](http://www.wago.com)

Do you have any questions about our products?

We are always happy to take your call at +49 (571) 887-44222.