

Relay Module - RIF-1-RPT-LV-230AC/1X21AU - 2903335

Please be informed that the data shown in this PDF Document is generated from our Online Catalog. Please find the complete data in the user's documentation. Our General Terms of Use for Downloads are valid (<http://download.phoenixcontact.com>)



Pre-assembled relay modules with push-in connection, consisting of: relay base, multi-layer contact relay, plug-in display/suppressor module, and retaining bracket. Input voltage: 230 V AC, 1 PDT

The figure shows the 24 V DC version

Key commercial data

package_quantity	10
GTIN	4046356732697

Technical data

Dimensions

Width	16 mm
Height	96 mm
Depth	75 mm

Ambient conditions

Ambient temperature (operation)	-40 °C ... 50 °C
Ambient temperature (storage/transport)	-40 °C ... 85 °C

Coil side

Nominal input voltage U_N	230 V AC
Input voltage range in reference to U_N	(refer to the diagram)
Nominal input current at U_{IN}	6 mA
Typical response time	3 ms ... 12 ms
Typical release time range	3 ms ... 20 ms
Operating voltage display	Yellow LED
Protective circuit	Varistor

Contact side

Contact type	1 PDT
Contact material	AgNi, hard gold-plated
Maximum switching voltage	30 V AC
Maximum switching voltage	36 V DC
Minimum switching voltage	100 mV (at 10 mA)
Maximum inrush current	50 mA
Min. switching current	1 mA (at 24 V)

Relay Module - RIF-1-RPT-LV-230AC/1X21AU - 2903335

Technical data

Contact side

Limiting continuous current	50 mA
Interrupting rating (ohmic load) max.	1.2 W (at 24 V DC)
Switching capacity in acc. with DIN VDE 0660/IEC 60947	2 A (24 V (DC13))
Switching capacity in acc. with DIN VDE 0660/IEC 60947	6 A (230 V (AC 15))
Note	the following values are applicable if a gold layer is destroyed
Maximum switching voltage	250 V AC/DC
Minimum switching voltage	12 V (at 10 mA)
Limiting continuous current	25 A (20 ms, N/O contact)
Min. switching current	10 mA (at 12 V)
Interrupting rating (ohmic load) max.	240 W (at 24 V DC)
Interrupting rating (ohmic load) max.	58 W (at 48 V DC)
Interrupting rating (ohmic load) max.	48 W (at 60 V DC)
Interrupting rating (ohmic load) max.	50 W (at 110 V DC)
Interrupting rating (ohmic load) max.	80 W (at 220 V DC)
Interrupting rating (ohmic load) max.	2500 VA (for 250 V AC)

Connection data

Connection method	Push-in connection
Conductor cross section solid min.	0.14 mm ²
Conductor cross section solid max.	1.5 mm ²
Conductor cross section stranded min.	0.14 mm ²
Conductor cross section stranded max.	1.5 mm ²
Conductor cross section stranded, with ferrule with plastic sleeve min.	0.14 mm ²
Conductor cross section stranded, with ferrule with plastic sleeve max.	1.5 mm ²
Conductor cross section stranded, with ferrule without plastic sleeve min.	0.14 mm ²
Conductor cross section stranded, with ferrule without plastic sleeve max.	1.5 mm ²
Conductor cross section AWG/kcmil min.	26
Conductor cross section AWG/kcmil max	16
Stripping length	8 mm

General

Type of note	Notes on operation
Note	FBS 2-6... plug-in bridge for the input side (A2) and FBS-2-8... plug-in bridge for the output side (11/21)
Test voltage relay winding/relay contact	4 kV _{rms} (50 Hz, 1 min.)
Operating mode	100% operating factor
Degree of protection	IP20
Degree of protection	RT II (Relais)
Mechanical service life	Approx. 10 ⁷ cycles
Standards/regulations	DIN EN 50178

Relay Module - RIF-1-RPT-LV-230AC/1X21AU - 2903335

Technical data

General

Standards/regulations	IEC 62103
Rated insulation voltage	250 V AC
Pollution degree	2
Surge voltage category	III
Mounting position	Any
Assembly instructions	In rows with zero spacing

classifications

eCl@ss

eCl@ss 4.0	27371102
eCl@ss 4.1	27371102
eCl@ss 5.0	27371603
eCl@ss 5.1	27371603
eCl@ss 6.0	27371603
eCl@ss 7.0	27371603
eCl@ss 8.0	27371603

ETIM

ETIM 3.0	EC001456
ETIM 4.0	EC001456
ETIM 5.0	EC001437

UNSPSC

UNSPSC 6.01	30211917
UNSPSC 7.0901	39121516
UNSPSC 11	39121516
UNSPSC 12.01	39121516
UNSPSC 13.2	39121516

accessories

Bridge

FBS 2-6 - 3030336



Relay Module - RIF-1-RPT-LV-230AC/1X21AU - 2903335

accessories

FBS 2-6 BU - 3036932



FBS 2-6 GY - 3032237



FBS 5-6 - 3030349



FBS 10-6 - 3030271



FBS 20-6 - 3030365



FBS 50-6 - 3032224



Relay Module - RIF-1-RPT-LV-230AC/1X21AU - 2903335

accessories

FBS 2-8 - 3030284



FBS 2-8 BU - 3032567



FBS 2-8 GY 7042 - 3032541



End block

CLIPFIX 35 - 3022218



Test plug terminal block

MPS-MT - 0201744



Insulating sleeve

Relay Module - RIF-1-RPT-LV-230AC/1X21AU - 2903335

accessories

MPS-IH WH - 0201663



MPS-IH RD - 0201676



MPS-IH BU - 0201689



MPS-IH YE - 0201692



MPS-IH GN - 0201702



MPS-IH GY - 0201728



Relay Module - RIF-1-RPT-LV-230AC/1X21AU - 2903335

accessories

MPS-IH BK - 0201731



Terminal marking

ZB 5 :UNBEDRUCKT - 1050004



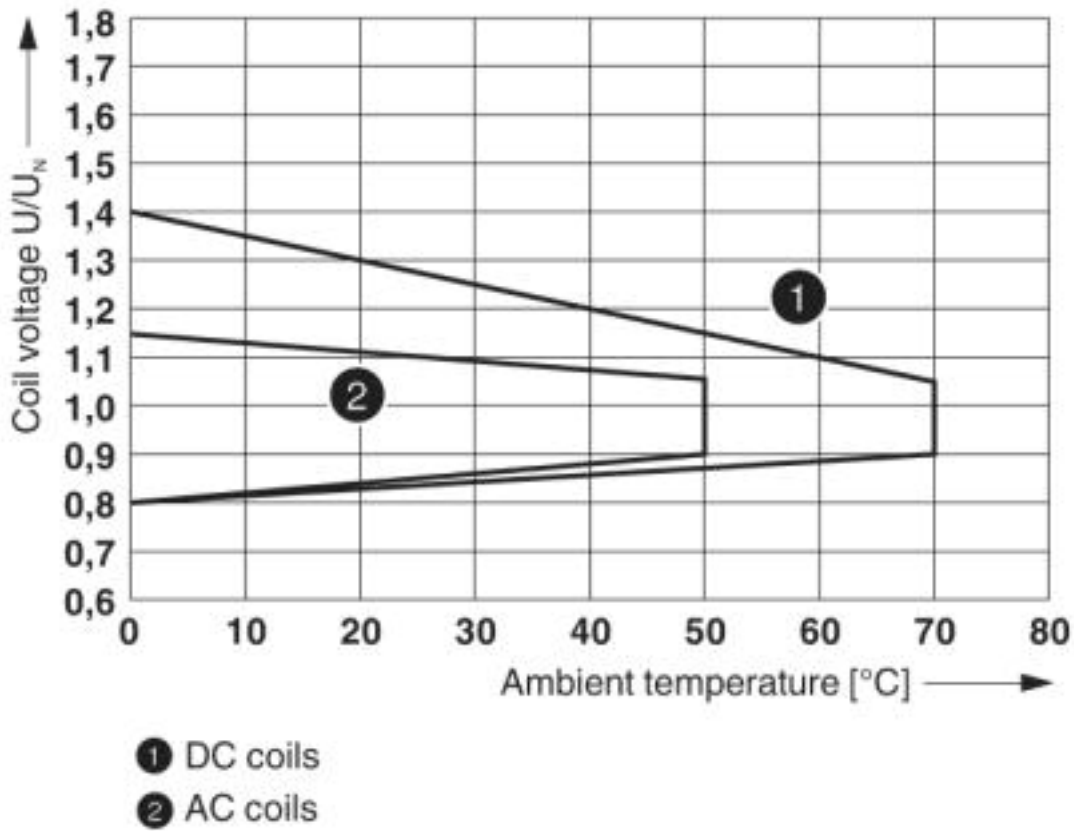
ZB 15:UNBEDRUCKT - 0811972



Drawings

Relay Module - RIF-1-RPT-LV-230AC/1X21AU - 2903335

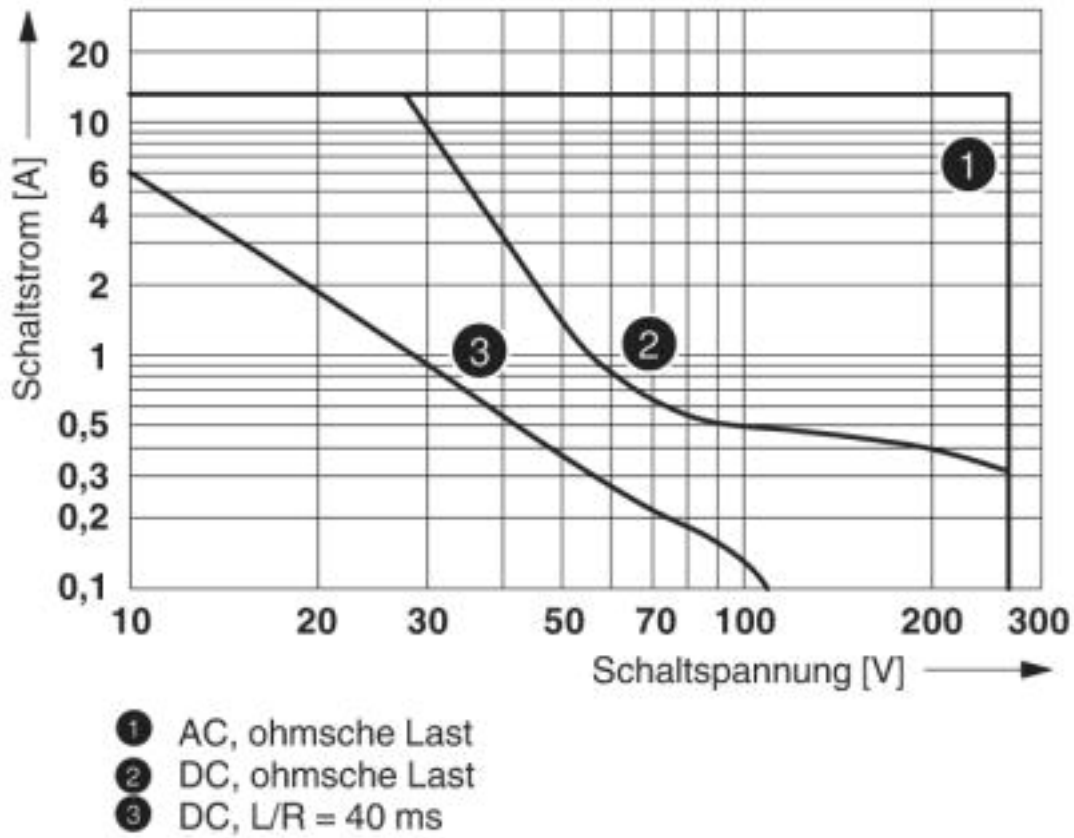
Diagram



Operating voltage range

Relay Module - RIF-1-RPT-LV-230AC/1X21AU - 2903335

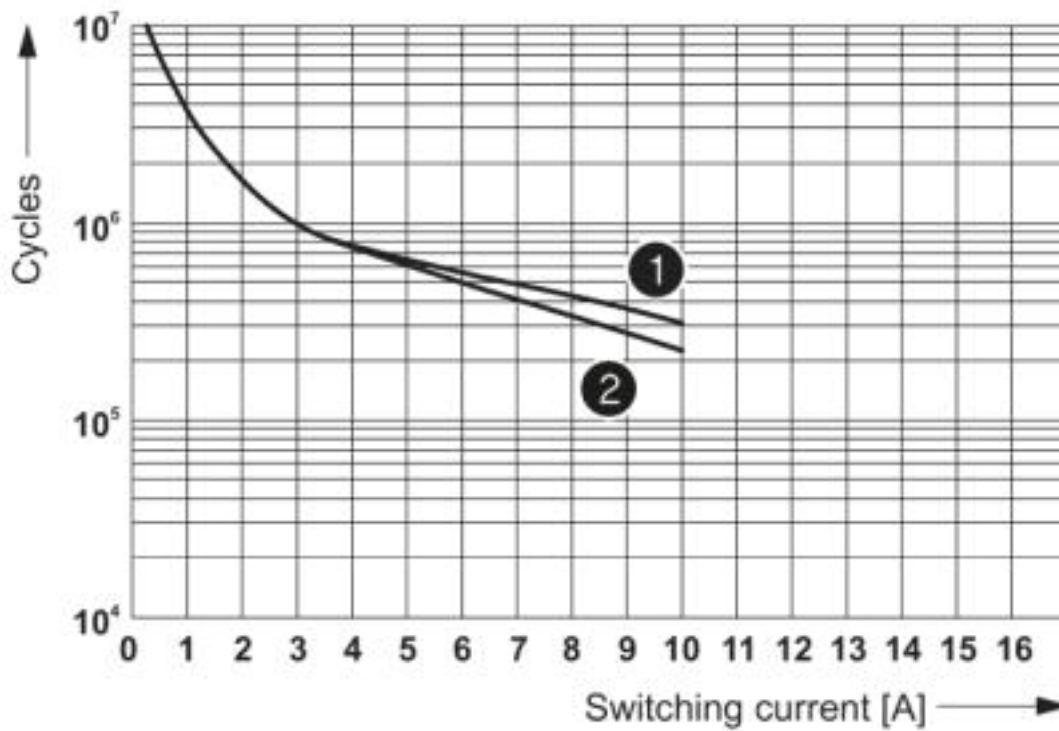
Diagram



Interrupting rating

Relay Module - RIF-1-RPT-LV-230AC/1X21AU - 2903335

Diagram

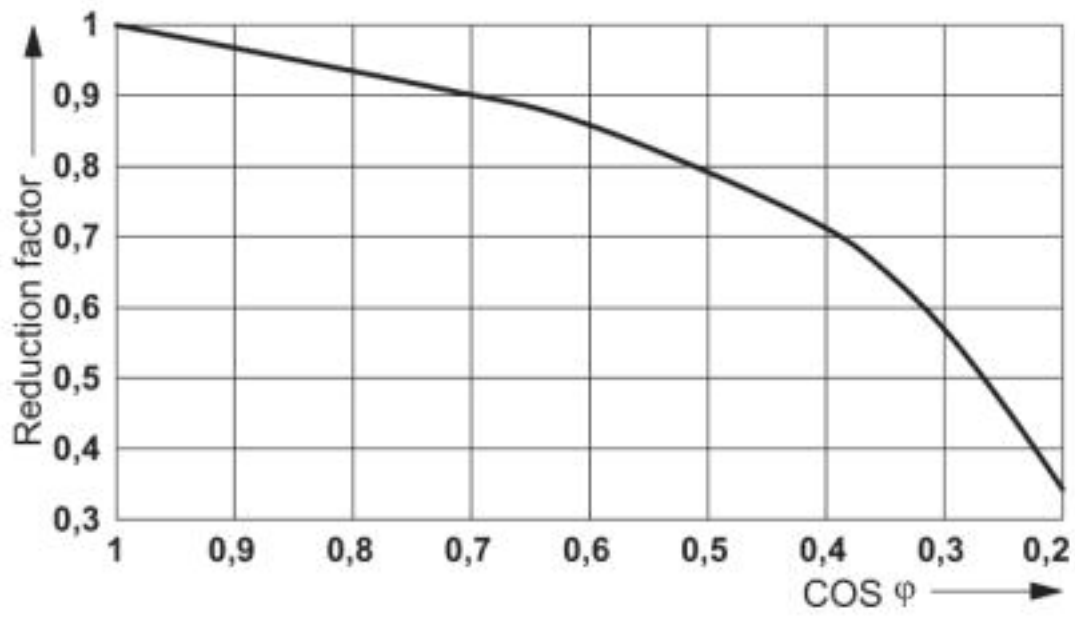


- ① 250 V AC, ohmic load (DC coils)
- ② 250 V AC, ohmic load (AC coils)

Electrical service life

Relay Module - RIF-1-RPT-LV-230AC/1X21AU - 2903335

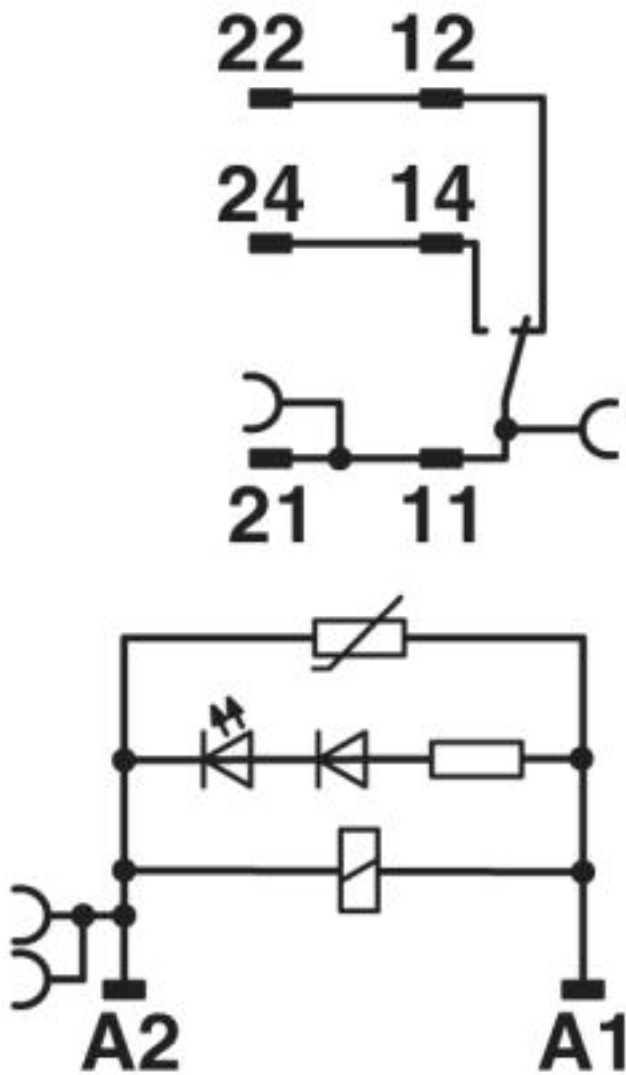
Diagram



Service life reduction factor

Relay Module - RIF-1-RPT-LV-230AC/1X21AU - 2903335

Circuit diagram



AC coils

© Phoenix Contact 2013 - all rights reserved
<http://www.phoenixcontact.com>