

Relay Module - RIF-2-RPT-LV-24AC/2X21 - 2903313

Please be informed that the data shown in this PDF Document is generated from our Online Catalog. Please find the complete data in the user's documentation. Our General Terms of Use for Downloads are valid (<http://download.phoenixcontact.com>)



Pre-assembled relay modules with push-in connection, consisting of: relay base, power contact relay, plug-in display/suppressor module, and retaining bracket. Input voltage: 24 V AC, 2 PDTs

The figure shows the 24 V DC version

Key commercial data

package_quantity	10
GTIN	4046356732505

Technical data

Dimensions

Width	31 mm
Height	96 mm
Depth	75 mm

Ambient conditions

Ambient temperature (operation)	-40 °C ... 50 °C
Ambient temperature (storage/transport)	-40 °C ... 85 °C

Coil side

Nominal input voltage U_N	24 V AC
Input voltage range in reference to U_N	(refer to the diagram)
Nominal input current at U_{IN}	70 mA
Typical response time	5 ms ... 15 ms
Typical release time range	5 ms ... 20 ms
Operating voltage display	Yellow LED
Protective circuit	Varistor

Contact side

Contact type	2 PDT
Contact material	AgNi
Maximum switching voltage	250 V AC/DC
Minimum switching voltage	5 V (At 24 mA)
Maximum inrush current	30 A (20 ms, N/O contact)
Min. switching current	5 mA (at 24 V)
Limiting continuous current	8.5 A (refer to the diagram)

Relay Module - RIF-2-RPT-LV-24AC/2X21 - 2903313

Technical data

Contact side

Interrupting rating (ohmic load) max.	204 W (at 24 V DC)
Interrupting rating (ohmic load) max.	124 W (at 48 V DC)
Interrupting rating (ohmic load) max.	108 W (at 60 V DC)
Interrupting rating (ohmic load) max.	52 W (at 110 V DC)
Interrupting rating (ohmic load) max.	48 W (at 220 V DC)
Interrupting rating (ohmic load) max.	2125 VA (for 250 V AC)
Switching capacity in acc. with DIN VDE 0660/IEC 60947	2 A (24 V (DC13))
Switching capacity in acc. with DIN VDE 0660/IEC 60947	1.5 A (230 V (AC 15))

Connection data

Connection method	Push-in connection
Conductor cross section solid min.	0.14 mm ²
Conductor cross section solid max.	1.5 mm ²
Conductor cross section stranded min.	0.14 mm ²
Conductor cross section stranded max.	1.5 mm ²
Conductor cross section stranded, with ferrule with plastic sleeve min.	0.14 mm ²
Conductor cross section stranded, with ferrule with plastic sleeve max.	1.5 mm ²
Conductor cross section stranded, with ferrule without plastic sleeve min.	0.14 mm ²
Conductor cross section stranded, with ferrule without plastic sleeve max.	1.5 mm ²
Conductor cross section AWG/kcmil min.	26
Conductor cross section AWG/kcmil max	16
Stripping length	8 mm

General

Test voltage relay winding/relay contact	2.5 kV _{rms} (50 Hz, 1 min.)
Test voltage relay contact/relay contact	2.5 kV _{rms} (50 Hz, 1 min.)
Operating mode	100% operating factor
Degree of protection	IP20 (Relaissockel)
Degree of protection	RT I (Relais)
Mechanical service life	Approx. 2 x 10 ⁷ cycles
Standards/regulations	DIN EN 50178
Standards/regulations	IEC 62103
Rated insulation voltage	250 V AC
Pollution degree	2
Surge voltage category	III
Mounting position	Any
Assembly instructions	In rows with zero spacing

Relay Module - RIF-2-RPT-LV-24AC/2X21 - 2903313

classifications

eCl@ss

eCl@ss 4.0	27371102
eCl@ss 4.1	27371102
eCl@ss 5.0	27371603
eCl@ss 5.1	27371603
eCl@ss 6.0	27371603
eCl@ss 7.0	27371603
eCl@ss 8.0	27371603

ETIM

ETIM 3.0	EC001456
ETIM 4.0	EC001456
ETIM 5.0	EC001437

UNSPSC

UNSPSC 6.01	30211917
UNSPSC 7.0901	39121516
UNSPSC 11	39121516
UNSPSC 12.01	39121516
UNSPSC 13.2	39121516

approvals

CSA /

Approval details



accessories

Bridge

FBS 2-6 - 3030336



Relay Module - RIF-2-RPT-LV-24AC/2X21 - 2903313

accessories

FBS 2-6 BU - 3036932



FBS 2-6 GY - 3032237



FBS 5-6 - 3030349



FBS 10-6 - 3030271



FBS 20-6 - 3030365



FBS 50-6 - 3032224



Relay Module - RIF-2-RPT-LV-24AC/2X21 - 2903313

accessories

End block

CLIPFIX 35 - 3022218



Test plug terminal block

MPS-MT - 0201744



Insulating sleeve

MPS-IH WH - 0201663



MPS-IH RD - 0201676



MPS-IH BU - 0201689



Relay Module - RIF-2-RPT-LV-24AC/2X21 - 2903313

accessories

MPS-IH YE - 0201692



MPS-IH GN - 0201702



MPS-IH GY - 0201728



MPS-IH BK - 0201731



Terminal marking

ZB 5 :UNBEDRUCKT - 1050004



Relay Module - RIF-2-RPT-LV-24AC/2X21 - 2903313

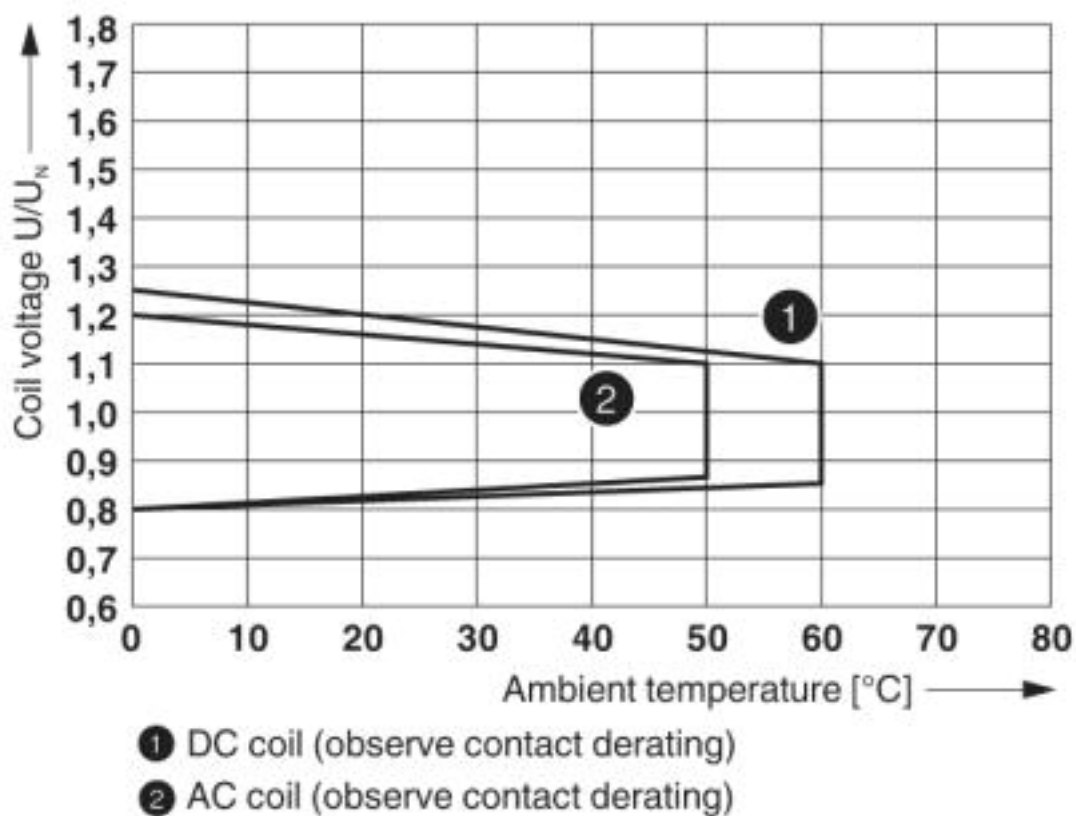
accessories

ZB 15:UNBEDRUCKT - 0811972



Drawings

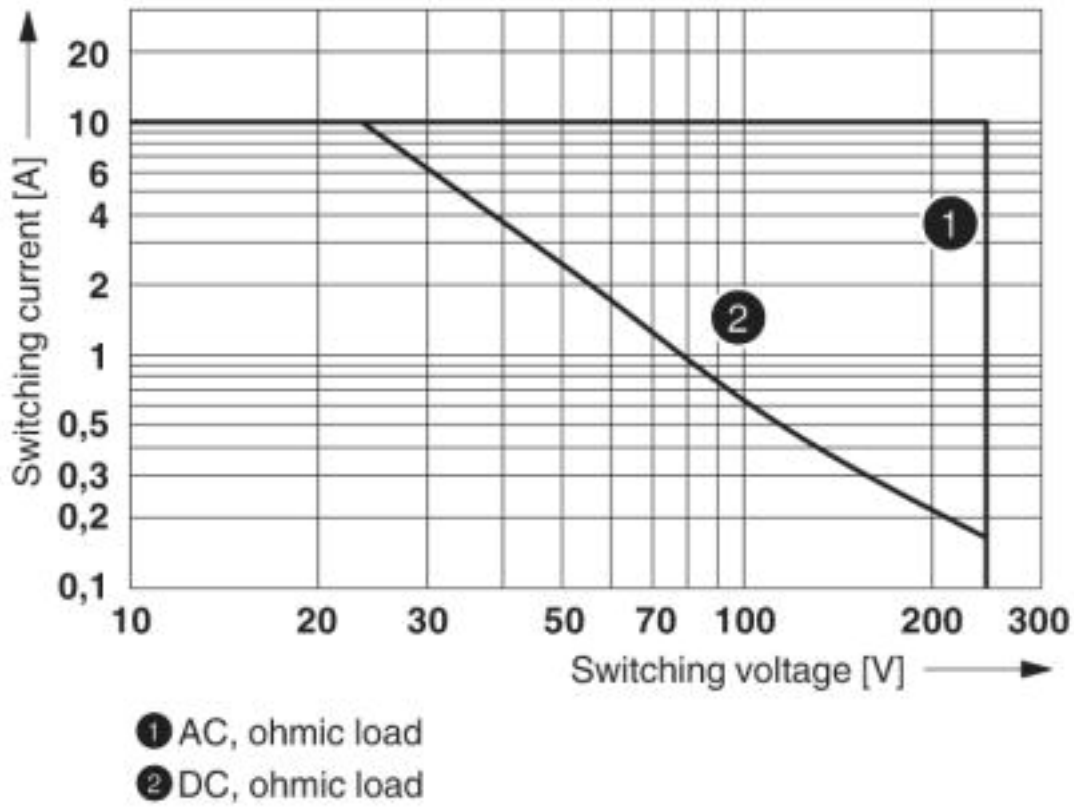
Diagram



Operating voltage range

Relay Module - RIF-2-RPT-LV-24AC/2X21 - 2903313

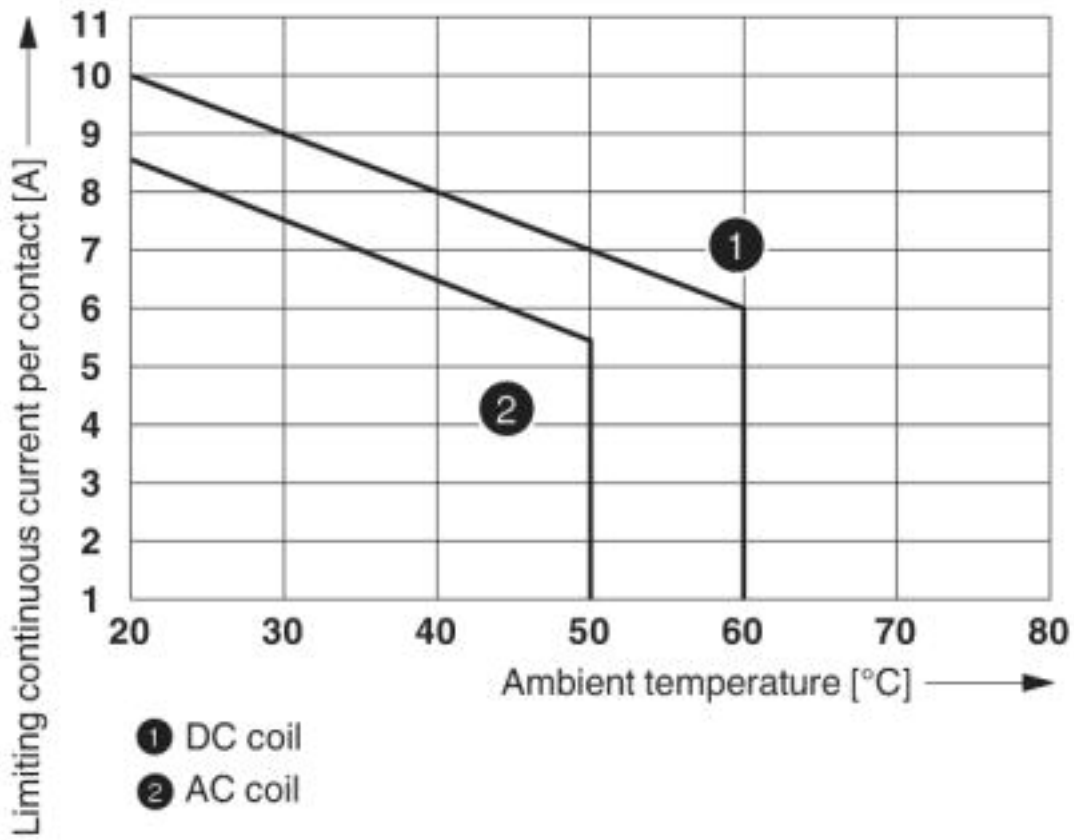
Diagram



Interrupting rating

Relay Module - RIF-2-RPT-LV-24AC/2X21 - 2903313

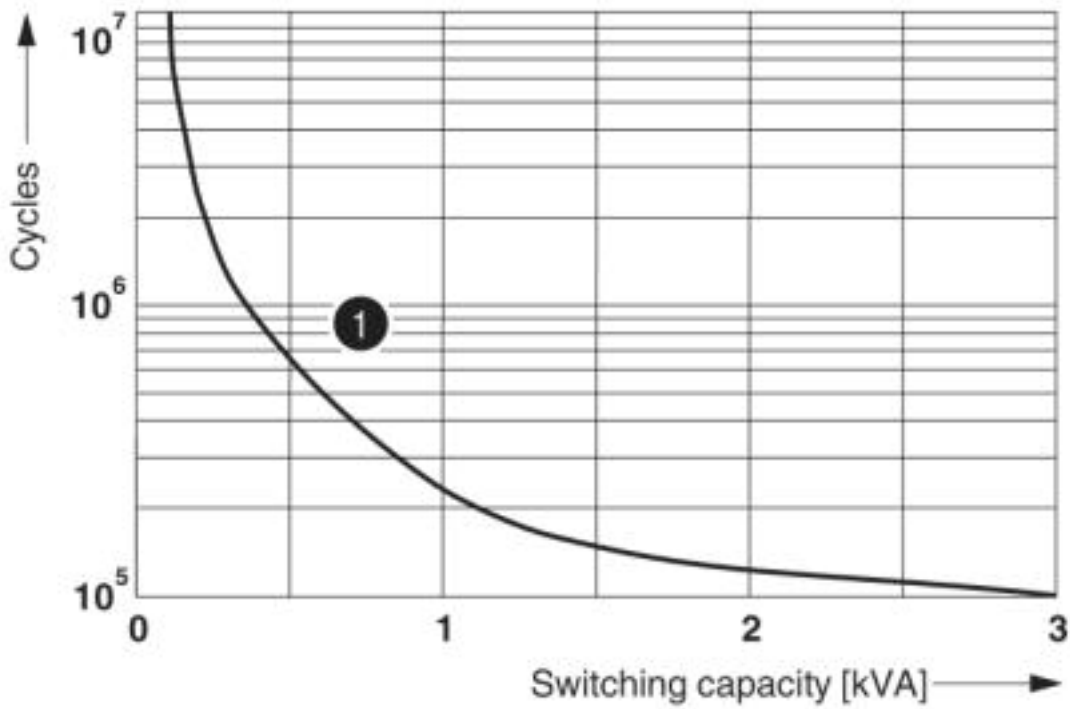
Diagram



Contact derating

Relay Module - RIF-2-RPT-LV-24AC/2X21 - 2903313

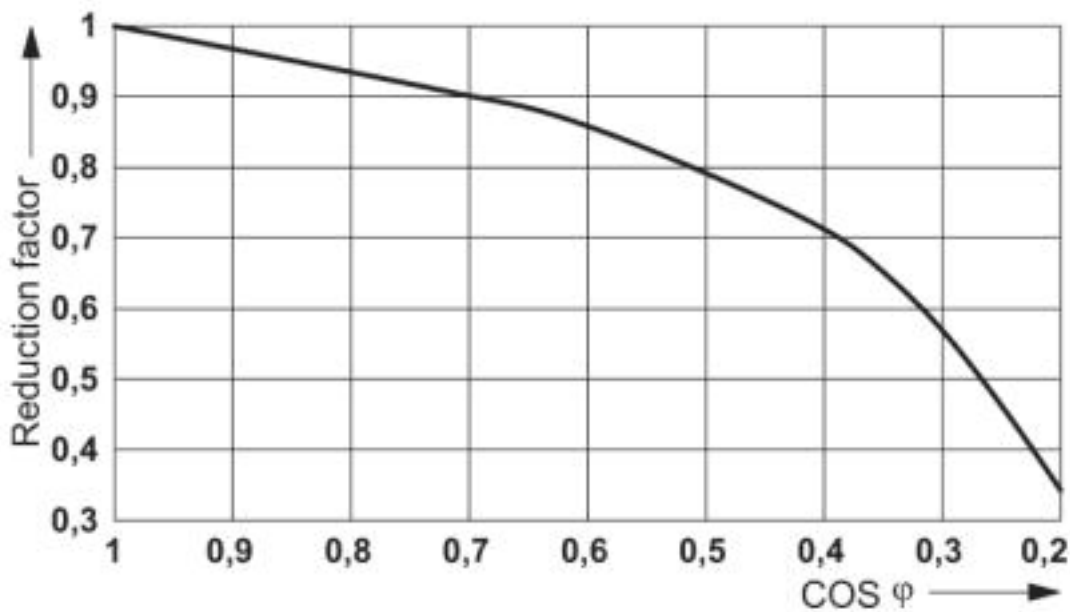
Diagram



① 250 V AC, ohmic load

Electrical service life

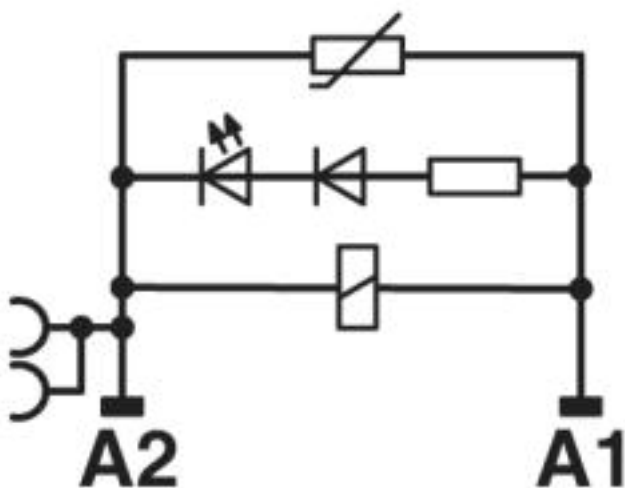
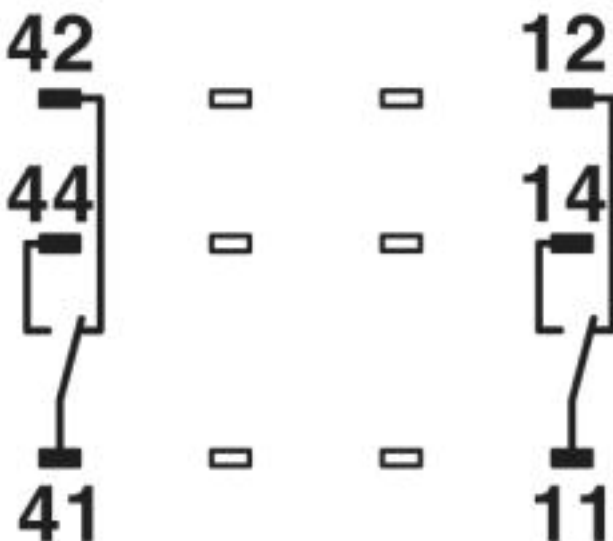
Diagram



Service life reduction factor

Relay Module - RIF-2-RPT-LV-24AC/2X21 - 2903313

Circuit diagram



AC coils

© Phoenix Contact 2013 - all rights reserved
<http://www.phoenixcontact.com>