

# Relay Module - RIF-3-RPT-LDP-24DC/2X21 - 2903297

Please be informed that the data shown in this PDF Document is generated from our Online Catalog. Please find the complete data in the user's documentation. Our General Terms of Use for Downloads are valid (<http://download.phoenixcontact.com>)



Pre-assembled relay modules with push-in connection, consisting of: relay base, power contact relay, and retaining bracket. Input voltage: 24 V DC, 2 PDTs



## Key commercial data

package_quantity	5
GTIN	4046356732017

## Technical data

### Dimensions

Width	40 mm
Height	103 mm
Depth	90 mm

### Ambient conditions

Ambient temperature (operation)	-40 °C ... 60 °C
Ambient temperature (storage/transport)	-40 °C ... 85 °C

### Coil side

Nominal input voltage $U_N$	24 V DC
Input voltage range in reference to $U_N$	(refer to the diagram)
Nominal input current at $U_N$	60 mA
Typical response time	18 ms
Typical release time	20 ms
Operating voltage display	Yellow LED
Protective circuit	Damping diode

### Contact side

Contact type	2 PDT
Contact material	AgNi
Maximum switching voltage	250 V AC/DC
Minimum switching voltage	10 V (At 24 mA)
Maximum inrush current	30 A (20 ms, N/O contact)
Min. switching current	10 mA (at 24 V)

# Relay Module - RIF-3-RPT-LDP-24DC/2X21 - 2903297

## Technical data

### Contact side

<b>Limiting continuous current</b>	10 A (refer to the diagram)
<b>Interrupting rating (ohmic load) max.</b>	240 W (at 24 V DC)
<b>Interrupting rating (ohmic load) max.</b>	124 W (at 48 V DC)
<b>Interrupting rating (ohmic load) max.</b>	108 W (at 60 V DC)
<b>Interrupting rating (ohmic load) max.</b>	52 W (at 110 V DC)
<b>Interrupting rating (ohmic load) max.</b>	48 W (at 220 V DC)
<b>Interrupting rating (ohmic load) max.</b>	2500 VA (for 250 V AC)
<b>Switching capacity in acc. with DIN VDE 0660/IEC 60947</b>	2 A (24 V (DC13))
<b>Switching capacity in acc. with DIN VDE 0660/IEC 60947</b>	1.5 A (230 V (AC 15))

### Connection data

<b>Connection method</b>	Push-in connection
<b>Conductor cross section solid min.</b>	0.14 mm <sup>2</sup>
<b>Conductor cross section solid max.</b>	1.5 mm <sup>2</sup>
<b>Conductor cross section stranded min.</b>	0.14 mm <sup>2</sup>
<b>Conductor cross section stranded max.</b>	1.5 mm <sup>2</sup>
<b>Conductor cross section stranded, with ferrule with plastic sleeve min.</b>	0.14 mm <sup>2</sup>
<b>Conductor cross section stranded, with ferrule with plastic sleeve max.</b>	1.5 mm <sup>2</sup>
<b>Conductor cross section stranded, with ferrule without plastic sleeve min.</b>	0.14 mm <sup>2</sup>
<b>Conductor cross section stranded, with ferrule without plastic sleeve max.</b>	1.5 mm <sup>2</sup>
<b>Conductor cross section AWG/kcmil min.</b>	26
<b>Conductor cross section AWG/kcmil max</b>	16
<b>Stripping length</b>	8 mm

### General

<b>Test voltage relay winding/relay contact</b>	2.5 kV <sub>rms</sub> (50 Hz, 1 min.)
<b>Test voltage relay contact/relay contact</b>	2 kV <sub>rms</sub> (50 Hz, 1 min.)
<b>Operating mode</b>	100% operating factor
<b>Degree of protection</b>	IP20 (Relaissockel)
<b>Degree of protection</b>	RT I (Relais)
<b>Mechanical service life</b>	Approx. 2 x 10 <sup>7</sup> cycles
<b>Standards/regulations</b>	DIN EN 50178
<b>Standards/regulations</b>	IEC 62103
<b>Rated insulation voltage</b>	250 V AC
<b>Pollution degree</b>	2
<b>Surge voltage category</b>	III
<b>Mounting position</b>	Any
<b>Assembly instructions</b>	In rows with zero spacing

# Relay Module - RIF-3-RPT-LDP-24DC/2X21 - 2903297

## classifications

### eCl@ss

eCl@ss 4.0	27371102
eCl@ss 4.1	27371102
eCl@ss 5.0	27371603
eCl@ss 5.1	27371603
eCl@ss 6.0	27371603
eCl@ss 7.0	27371603
eCl@ss 8.0	27371603

### ETIM

ETIM 3.0	EC001456
ETIM 4.0	EC001456
ETIM 5.0	EC001437

### UNSPSC

UNSPSC 6.01	30211917
UNSPSC 7.0901	39121516
UNSPSC 11	39121516
UNSPSC 12.01	39121516
UNSPSC 13.2	39121516

## approvals

CSA /

### Approval details



## accessories

### Bridge

FBS 2-6 - 3030336



# Relay Module - RIF-3-RPT-LDP-24DC/2X21 - 2903297

## accessories

FBS 2-6 BU - 3036932



FBS 2-6 GY - 3032237



FBS 5-6 - 3030349



FBS 10-6 - 3030271



FBS 20-6 - 3030365



FBS 50-6 - 3032224



# Relay Module - RIF-3-RPT-LDP-24DC/2X21 - 2903297

## accessories

---

### End block

CLIPFIX 35 - 3022218



### Test plug terminal block

MPS-MT - 0201744



### Insulating sleeve

MPS-IH WH - 0201663



MPS-IH RD - 0201676



MPS-IH BU - 0201689



## Relay Module - RIF-3-RPT-LDP-24DC/2X21 - 2903297

### accessories

MPS-IH YE - 0201692



MPS-IH GN - 0201702



MPS-IH GY - 0201728



MPS-IH BK - 0201731



### Terminal marking

ZB 5 :UNBEDRUCKT - 1050004



# Relay Module - RIF-3-RPT-LDP-24DC/2X21 - 2903297

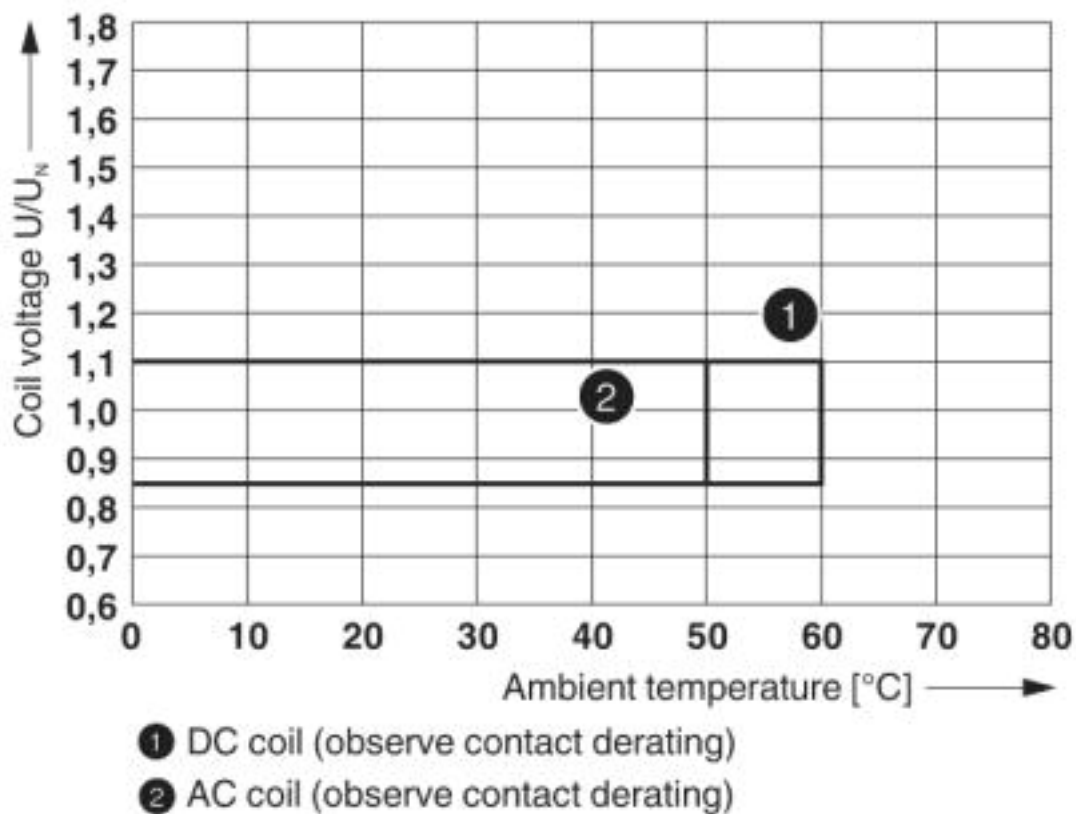
accessories

ZB 15:UNBEDRUCKT - 0811972



## Drawings

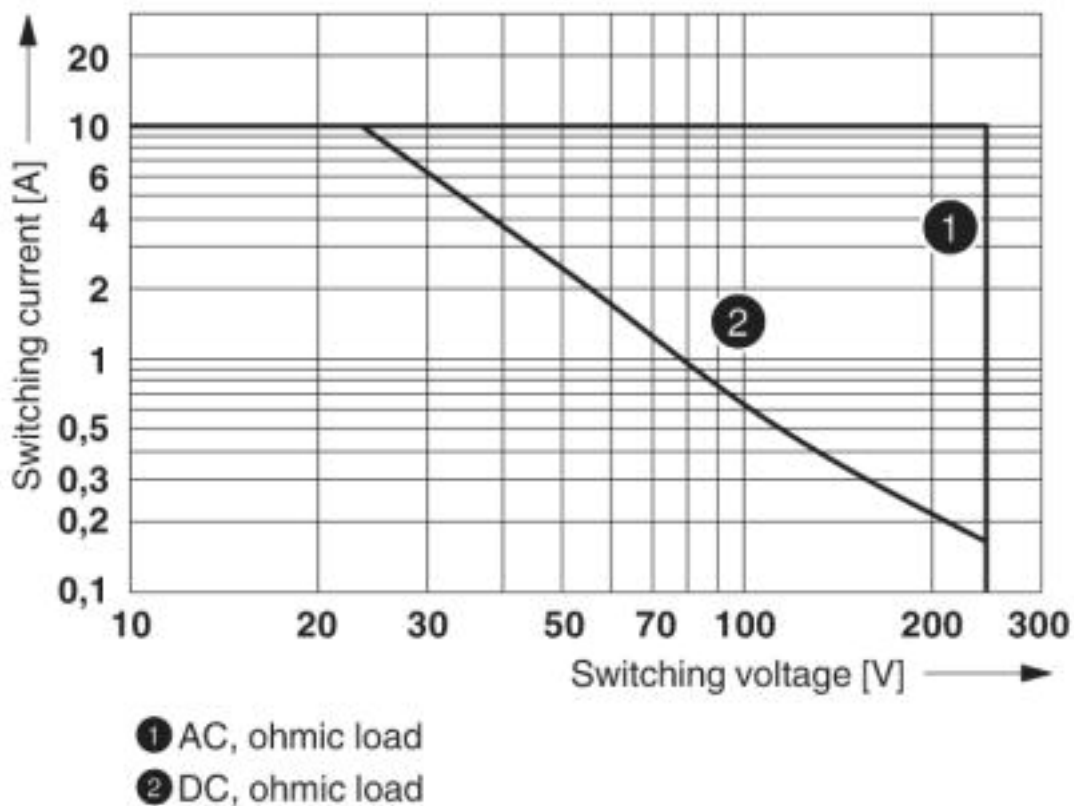
Diagram



Operating voltage range

# Relay Module - RIF-3-RPT-LDP-24DC/2X21 - 2903297

Diagram

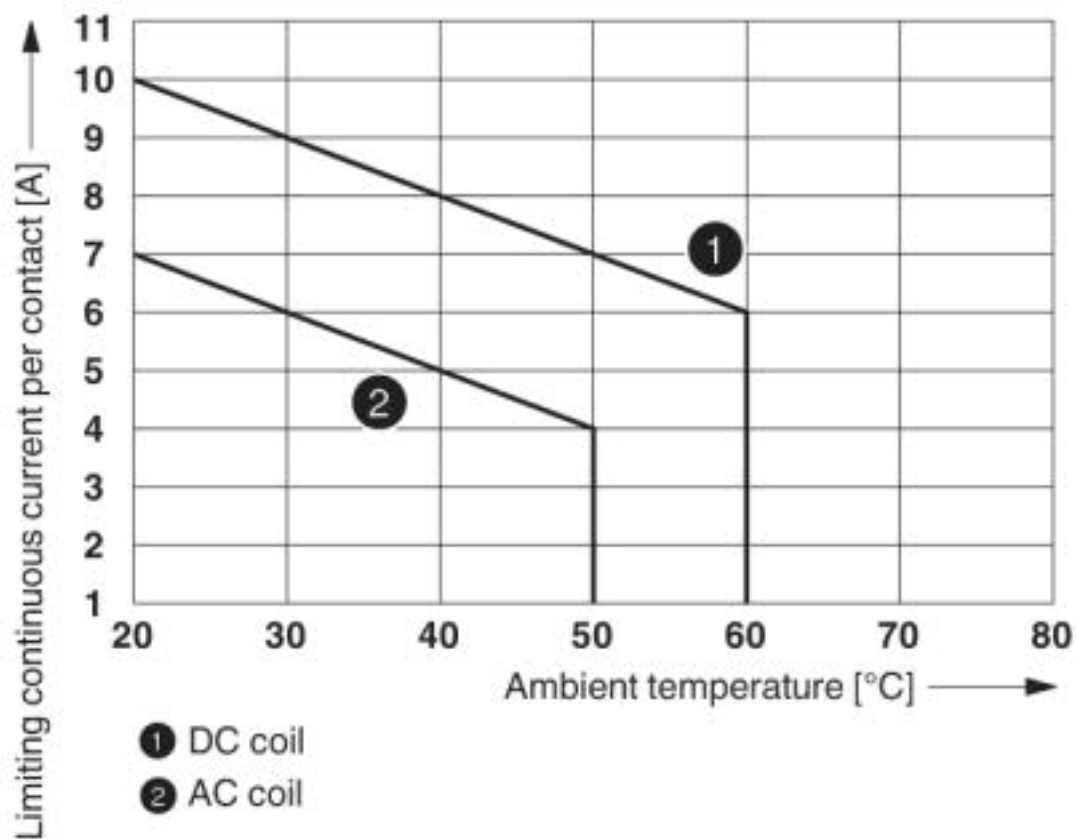


Interrupting rating



# Relay Module - RIF-3-RPT-LDP-24DC/2X21 - 2903297

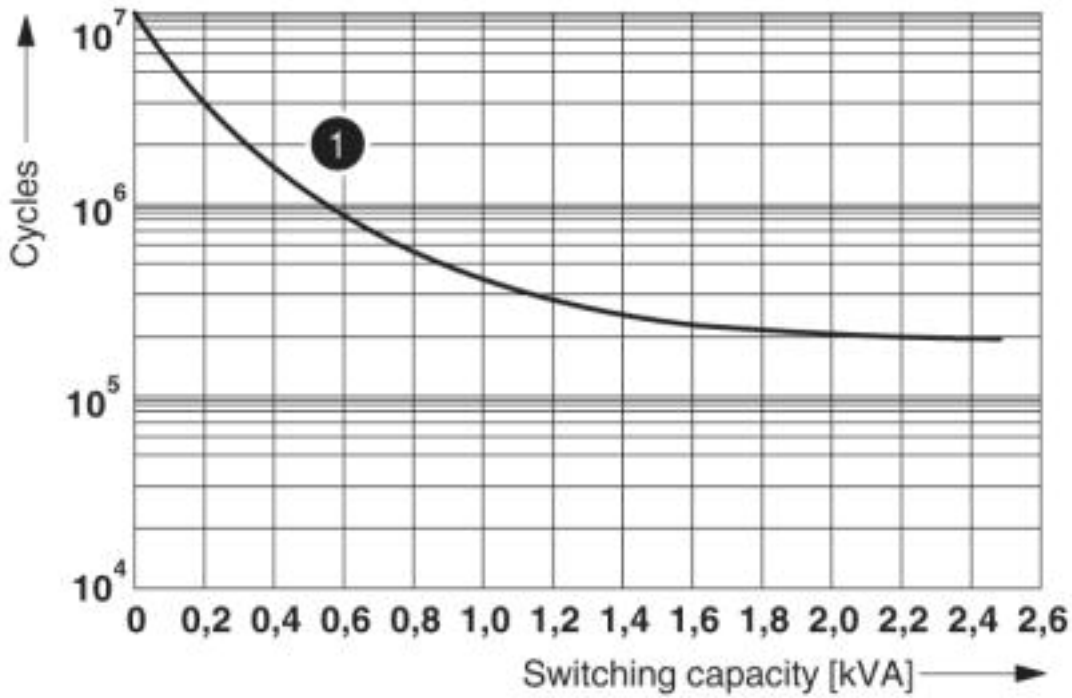
Diagram



Contact derating

# Relay Module - RIF-3-RPT-LDP-24DC/2X21 - 2903297

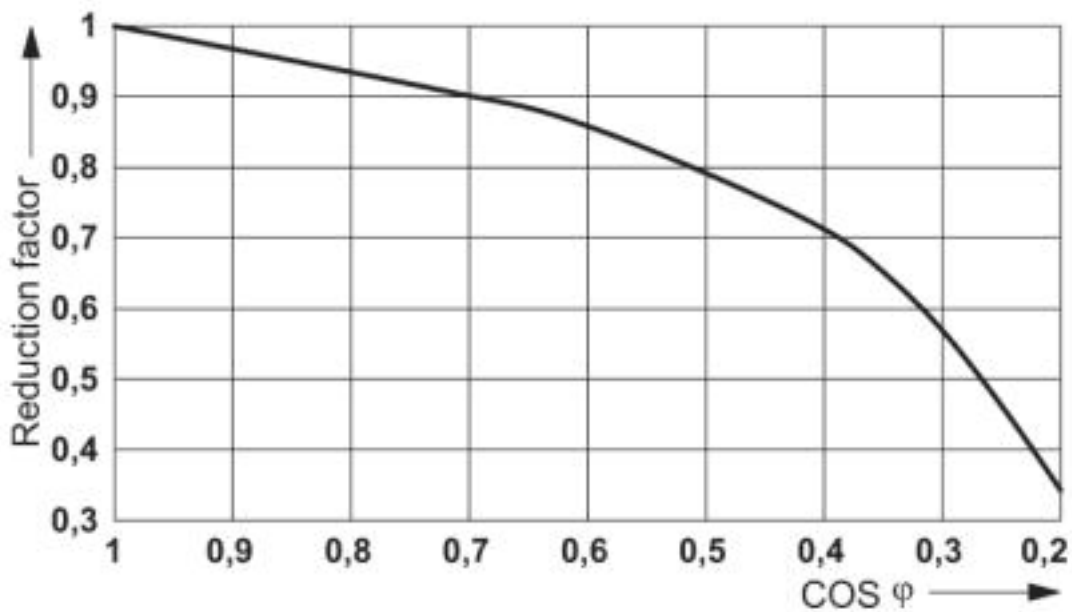
Diagram



① 250 V AC, ohmic load

Electrical service life

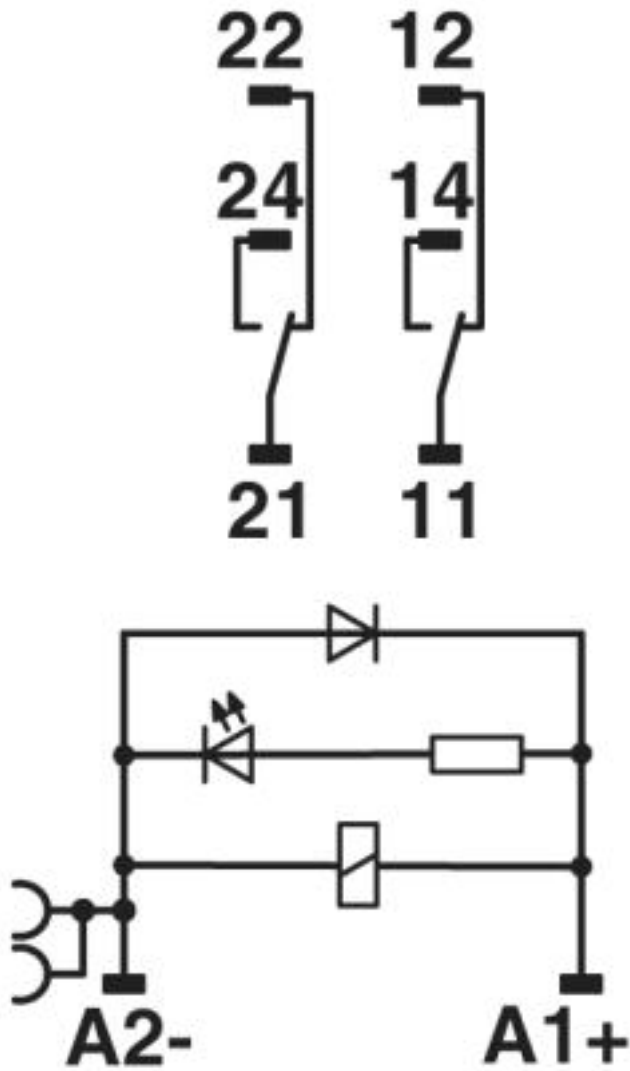
Diagram



Service life reduction factor

# Relay Module - RIF-3-RPT-LDP-24DC/2X21 - 2903297

Circuit diagram



DC coils

© Phoenix Contact 2013 - all rights reserved  
<http://www.phoenixcontact.com>