

Relay Module - RIF-4-RPT-LDP-24DC/3X21 - 2903278

Please be informed that the data shown in this PDF Document is generated from our Online Catalog. Please find the complete data in the user's documentation. Our General Terms of Use for Downloads are valid (<http://download.phoenixcontact.com>)



Pre-assembled relay modules with push-in connection, consisting of: relay base, power contact relay, and retaining bracket. Input voltage: 24 V DC, 3 PDTs



Key commercial data

package_quantity	5
GTIN	4046356731652

Technical data

Dimensions

Width	43 mm
Height	111 mm
Depth	90 mm

Ambient conditions

Ambient temperature (operation)	-40 °C ... 60 °C
Ambient temperature (storage/transport)	-40 °C ... 85 °C

Coil side

Nominal input voltage U_N	24 V DC
Input voltage range in reference to U_N	(refer to the diagram)
Nominal input current at U_N	56 mA
Typical response time	20 ms
Typical release time	20 ms
Operating voltage display	Yellow LED
Protective circuit	Damping diode
Protective circuit	Polarity protection diode

Contact side

Contact type	3 PDTs
Contact material	AgNi
Maximum switching voltage	440 V AC
Maximum switching voltage	250 V DC
Minimum switching voltage	10 V (At 24 mA)

Relay Module - RIF-4-RPT-LDP-24DC/3X21 - 2903278

Technical data

Contact side

Maximum inrush current	50 A (20 ms, N/O contact)
Min. switching current	10 mA (at 24 V)
Limiting continuous current	10 A (refer to the diagram)
Interrupting rating (ohmic load) max.	240 W (at 24 V DC)
Interrupting rating (ohmic load) max.	124 W (at 48 V DC)
Interrupting rating (ohmic load) max.	108 W (at 60 V DC)
Interrupting rating (ohmic load) max.	52 W (at 110 V DC)
Interrupting rating (ohmic load) max.	70 W (at 220 V DC)
Interrupting rating (ohmic load) max.	2500 VA (for 250 V AC)
Interrupting rating (ohmic load) max.	4000 VA (At 440 V AC)
Switching capacity in acc. with DIN VDE 0660/IEC 60947	2 A (24 V (DC13))
Switching capacity in acc. with DIN VDE 0660/IEC 60947	1.5 A (230 V (AC 15))

Connection data

Connection method	Push-in connection
Connection name	Input
Connection method	Push-in connection
Conductor cross section solid min.	0.14 mm ²
Conductor cross section solid max.	1.5 mm ²
Conductor cross section stranded min.	0.14 mm ²
Conductor cross section stranded max.	1.5 mm ²
Conductor cross section stranded, with ferrule with plastic sleeve min.	0.14 mm ²
Conductor cross section stranded, with ferrule with plastic sleeve max.	1.5 mm ²
Conductor cross section stranded, with ferrule without plastic sleeve min.	0.14 mm ²
Conductor cross section stranded, with ferrule without plastic sleeve max.	1.5 mm ²
Conductor cross section AWG/kcmil min.	26
Conductor cross section AWG/kcmil max	16
Stripping length	8 mm
Connection name	Output
Connection method	Push-in connection
Conductor cross section solid min.	0.14 mm ²
Conductor cross section solid max.	2.5 mm ²
Conductor cross section stranded min.	0.14 mm ²
Conductor cross section stranded max.	2.5 mm ²
Conductor cross section stranded, with ferrule with plastic sleeve min.	0.14 mm ²
Conductor cross section stranded, with ferrule with plastic sleeve max.	2.5 mm ²
Conductor cross section stranded, with ferrule without plastic sleeve min.	0.14 mm ²

Relay Module - RIF-4-RPT-LDP-24DC/3X21 - 2903278

Technical data

Connection data

Conductor cross section stranded, with ferrule without plastic sleeve max.	2.5 mm ²
Conductor cross section AWG/kcmil min.	26
Conductor cross section AWG/kcmil max	14
Stripping length	10 mm

General

Test voltage relay winding/relay contact	2.5 kV _{rms} (50 Hz, 1 min.)
Test voltage relay contact/relay contact	2.5 kV _{rms} (50 Hz, 1 min.)
Operating mode	100% operating factor
Degree of protection	IP20 (Relaissockel)
Degree of protection	RT I (Relais)
Mechanical service life	Approx. 10 ⁷ cycles
Standards/regulations	DIN EN 50178
Standards/regulations	IEC 62103
Rated insulation voltage	250 V AC
Pollution degree	2
Surge voltage category	III
Mounting position	Any
Assembly instructions	In rows with zero spacing

classifications

eCl@ss

eCl@ss 4.0	27371102
eCl@ss 4.1	27371102
eCl@ss 5.0	27371603
eCl@ss 5.1	27371603
eCl@ss 6.0	27371603
eCl@ss 7.0	27371603
eCl@ss 8.0	27371603

ETIM

ETIM 3.0	EC001456
ETIM 4.0	EC001456
ETIM 5.0	EC001437

UNSPSC

UNSPSC 6.01	30211917
UNSPSC 7.0901	39121516
UNSPSC 11	39121516
UNSPSC 12.01	39121516
UNSPSC 13.2	39121516

Relay Module - RIF-4-RPT-LDP-24DC/3X21 - 2903278

approvals

CSA /

Approval details



accessories

Bridge

FBS 2-6 - 3030336



FBS 2-6 BU - 3036932



FBS 2-6 GY - 3032237



FBS 5-6 - 3030349



Relay Module - RIF-4-RPT-LDP-24DC/3X21 - 2903278

accessories

FBS 10-6 - 3030271



FBS 20-6 - 3030365



FBS 50-6 - 3032224



End block

CLIPFIX 35 - 3022218



Test plug terminal block

MPS-MT - 0201744



Insulating sleeve

Relay Module - RIF-4-RPT-LDP-24DC/3X21 - 2903278

accessories

MPS-IH WH - 0201663



MPS-IH RD - 0201676



MPS-IH BU - 0201689



MPS-IH YE - 0201692



MPS-IH GN - 0201702



MPS-IH GY - 0201728



Relay Module - RIF-4-RPT-LDP-24DC/3X21 - 2903278

accessories

MPS-IH BK - 0201731



Terminal marking

ZB 5 :UNBEDRUCKT - 1050004



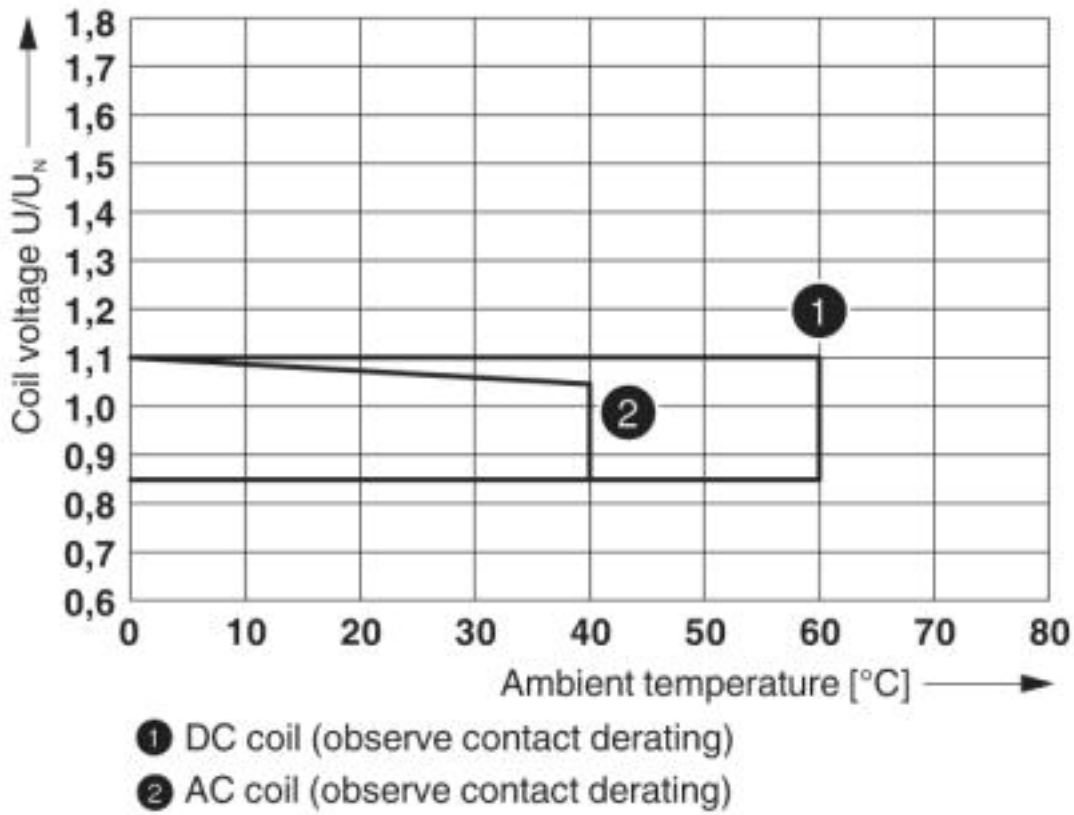
ZB 15:UNBEDRUCKT - 0811972



Drawings

Relay Module - RIF-4-RPT-LDP-24DC/3X21 - 2903278

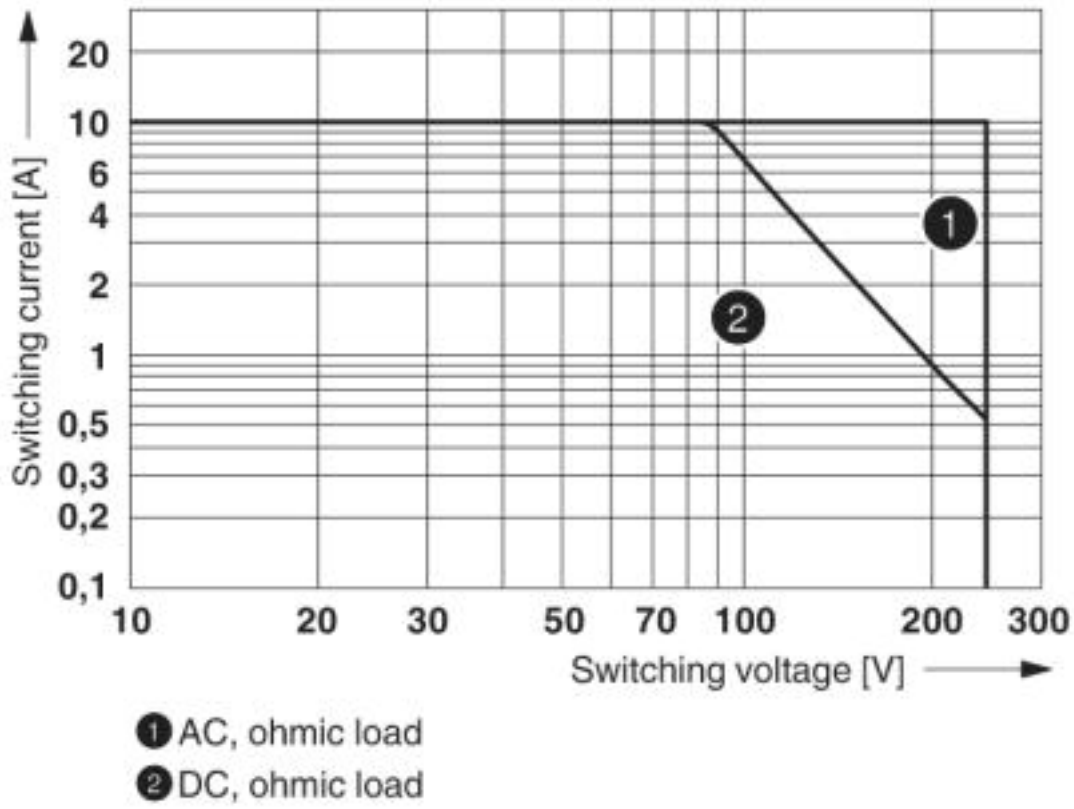
Diagram



Operating voltage range

Relay Module - RIF-4-RPT-LDP-24DC/3X21 - 2903278

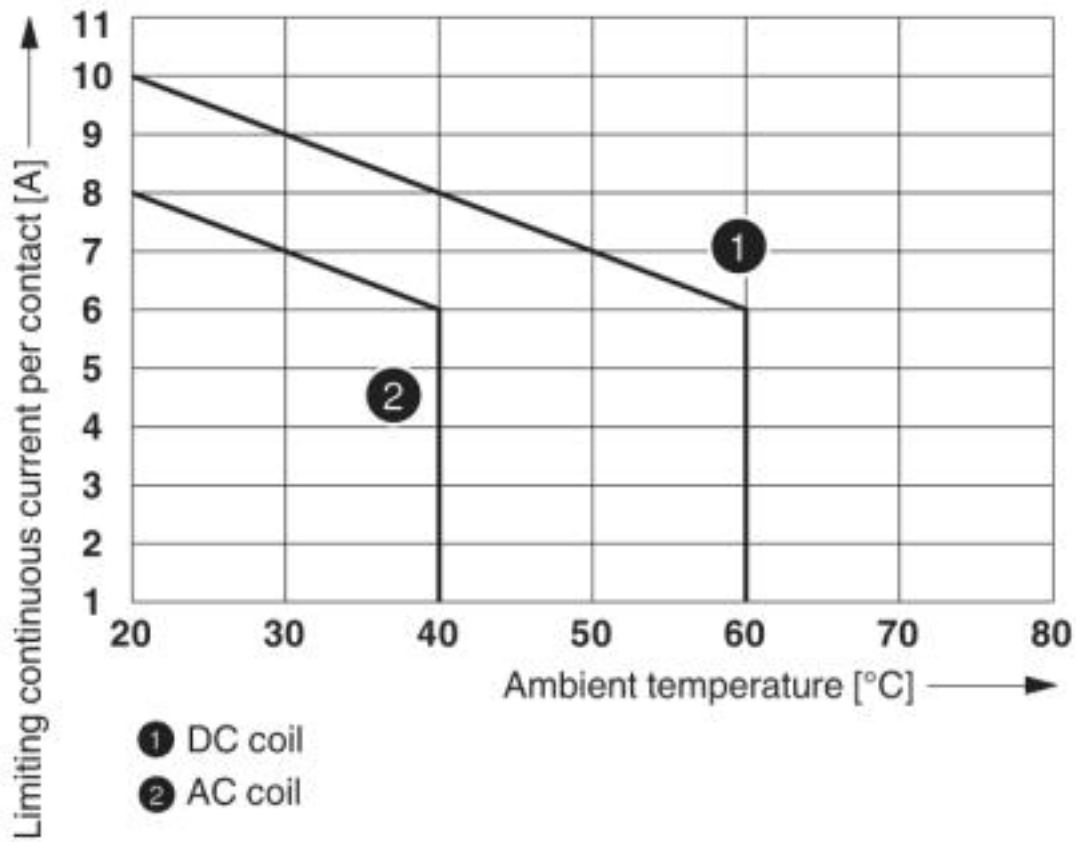
Diagram



Interrupting rating

Relay Module - RIF-4-RPT-LDP-24DC/3X21 - 2903278

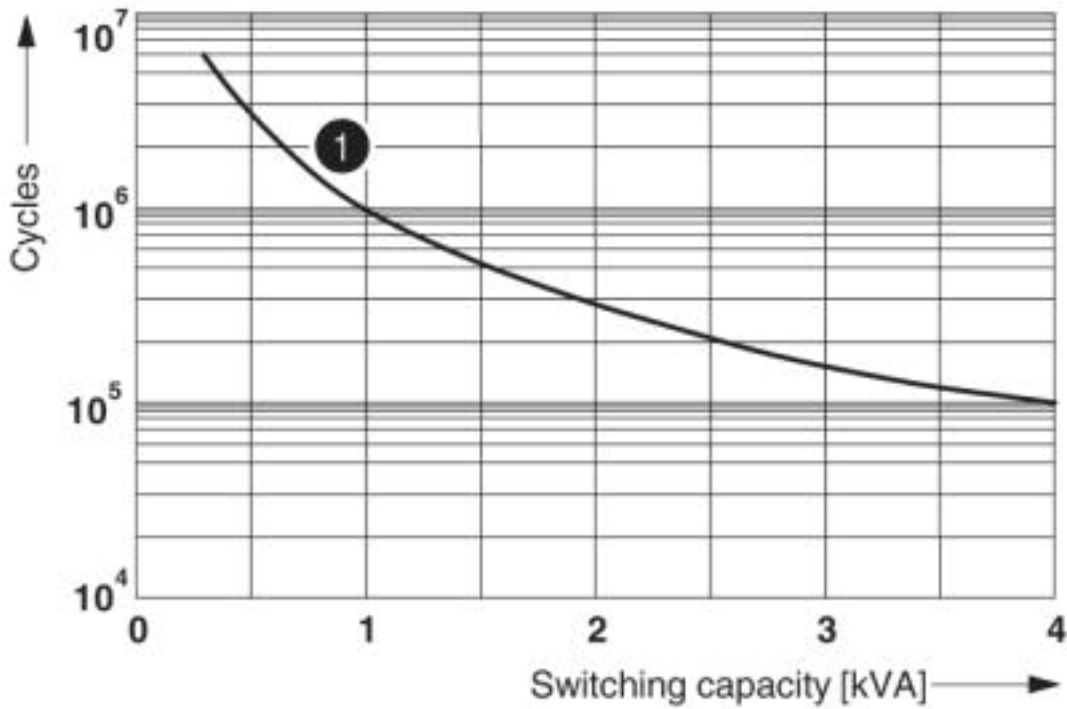
Diagram



Contact derating

Relay Module - RIF-4-RPT-LDP-24DC/3X21 - 2903278

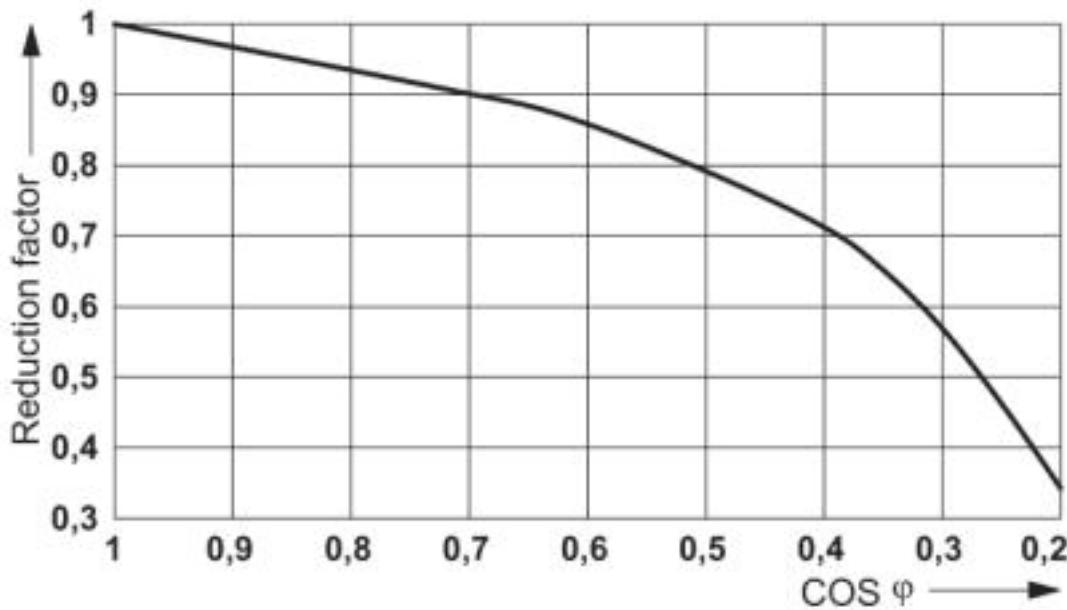
Diagram



❶ 250 V AC, ohmic load

Electrical service life

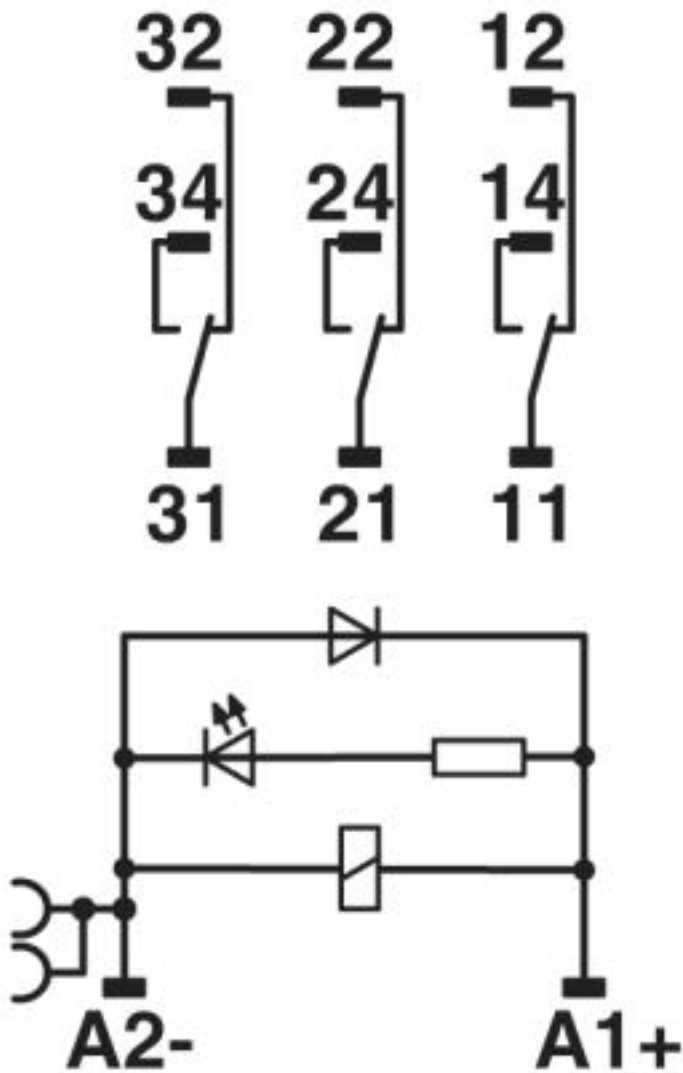
Diagram



Service life reduction factor

Relay Module - RIF-4-RPT-LDP-24DC/3X21 - 2903278

Circuit diagram



DC coils

© Phoenix Contact 2013 - all rights reserved
<http://www.phoenixcontact.com>