

# Slide-type terminal block - UGSK/S + GS - 0313085

Please be informed that the data shown in this PDF Document is generated from our Online Catalog. Please find the complete data in the user's documentation. Our General Terms of Use for Downloads are valid (<http://download.phoenixcontact.com>)



Slide-type terminal block, Connection method: Screw connection, Cross section: 0.5 mm<sup>2</sup> -10 mm<sup>2</sup> , AWG: 20 - 10, Width: 8.2 mm, Mounting type: NS 35/7,5, NS 35/15, NS 32, Color: gray

## Product Features

- Measuring equipment or protective relays can be individually connected with the aid of bridges and slides
- Here, the slides make contact with the switching jumper depending on the switching task

## Key commercial data

package_quantity	50
GTIN	4017918001681

## Technical data

### General

Number of levels	1
Number of connections	2
Color	gray
Insulating material	PA
Inflammability class according to UL 94	V2

### General

Rated surge voltage	6 kV
Pollution degree	3
Surge voltage category	III
Insulating material group	I
Connection in acc. with standard	IEC 60947-7-1
Nominal current I <sub>N</sub>	41 A
Nominal voltage U <sub>N</sub>	500 V
Open side panel	ja

### Dimensions

Length	61 mm
Width	8.2 mm
Height NS 35/7,5	53.5 mm
Height NS 35/15	61 mm
Height NS 32	58.5 mm

## Slide-type terminal block - UGSK/S + GS - 0313085

### Technical data

#### Connection data

Conductor cross section solid min.	0.5 mm <sup>2</sup>
Conductor cross section solid max.	10 mm <sup>2</sup>
Conductor cross section stranded min.	0.5 mm <sup>2</sup>
Conductor cross section stranded max.	6 mm <sup>2</sup>
Conductor cross section AWG/kcmil min.	20
Conductor cross section AWG/kcmil max	8
Conductor cross section stranded, with ferrule without plastic sleeve min.	0.5 mm <sup>2</sup>
Conductor cross section stranded, with ferrule without plastic sleeve max.	6 mm <sup>2</sup>
Conductor cross section stranded, with ferrule with plastic sleeve min.	0.5 mm <sup>2</sup>
Conductor cross section stranded, with ferrule with plastic sleeve max.	4 mm <sup>2</sup>
2 conductors with same cross section, solid min.	0.5 mm <sup>2</sup>
2 conductors with same cross section, solid max.	1.5 mm <sup>2</sup>
2 conductors with same cross section, stranded min.	0.5 mm <sup>2</sup>
2 conductors with same cross section, stranded max.	4 mm <sup>2</sup>
2 conductors with same cross section, stranded, ferrules without plastic sleeve, min.	0.5 mm <sup>2</sup>
2 conductors with same cross section, stranded, ferrules without plastic sleeve, max.	4 mm <sup>2</sup>
2 conductors with same cross section, stranded, TWIN ferrules with plastic sleeve, min.	0.5 mm <sup>2</sup>
2 conductors with same cross section, stranded, TWIN ferrules with plastic sleeve, max.	4 mm <sup>2</sup>
Connection method	Screw connection
Stripping length	11 mm
Screw thread	M4
Tightening torque, min	1.5 Nm
Tightening torque max	1.8 Nm

### classifications

#### eCl@ss

eCl@ss 4.0	27141126
eCl@ss 4.1	27141126
eCl@ss 5.0	27141127
eCl@ss 5.1	27141127
eCl@ss 6.0	27141127
eCl@ss 7.0	27141127
eCl@ss 8.0	27141127

#### ETIM

ETIM 2.0	EC000902
----------	----------

# Slide-type terminal block - UGSK/S + GS - 0313085

## classifications

### ETIM

<b>ETIM 3.0</b>	EC000902
<b>ETIM 4.0</b>	EC000902
<b>ETIM 5.0</b>	EC000902



### UNSPSC

<b>UNSPSC 6.01</b>	30211811
<b>UNSPSC 7.0901</b>	39121410
<b>UNSPSC 11</b>	39121410
<b>UNSPSC 12.01</b>	39121410
<b>UNSPSC 13.2</b>	39121410

## approvals

GOST / GOST /

### Approval details



## accessories

### Test socket

PSB 3,5/8,5/6 - 0305297



PSBJ-GSK/S FARBLOS - 0305394



## Slide-type terminal block - UGSK/S + GS - 0313085

### accessories

PSBJ-GSK/S WH - 0305310



PSBJ-GSK/S RD - 0305323



PSBJ-GSK/S BU - 0305336



PSBJ-GSK/S YE - 0305349



PSBJ-GSK/S GN - 0305352



PSBJ-GSK/S VT - 0305365



## Slide-type terminal block - UGSK/S + GS - 0313085

### accessories

---

PSBJ-GSK/S GY - 0305378



PSBJ-GSK/S BK - 0305381



### End cover

D-UGSK - 0304023



### Short-circuit connector

KSSI 4-8 - 3000735



KSS 8 - 0311540



### Partition plate

---

## Slide-type terminal block - UGSK/S + GS - 0313085

### accessories

STSL-GSK - 0305226



TS-GSK - 0304214



### Partition plate

ATS-GSK - 0304227



### Terminal marking

SBS 8:UNBEDRUCKT - 1007235



ZB 8:UNBEDRUCKT - 1052002



## Slide-type terminal block - UGSK/S + GS - 0313085

### accessories

UC-TM 8 - 0818072



---

UCT-TM 8 - 0828740



### Screwdriver tools

SZS 1,0X4,0 VDE - 1205066



### Bridge

FB 10- GSK/S - 0305174



---

EB 2- 8 - 0202154



## Slide-type terminal block - UGSK/S + GS - 0313085

### accessories

EB 3- 8 - 0202141



EB 10- 8 - 0202138



GS-GSK/S - 0305116



DSBJ- 8/13-GSK/S - 0305828



SBJ 2- 8/13-GSK/S - 0305239



EB 4- 8 - 0202142





## Slide-type terminal block - UGSK/S + GS - 0313085

accessories

---

### Mounting rail

NS 32 PERF 2000MM - 1201002



NS 32 UNPERF 2000MM - 1201015



NS 35/ 7,5 PERF 2000MM - 0801733



NS 35/ 7,5 UNPERF 2000MM - 0801681



NS 35/ 7,5 WH PERF 2000MM - 1204119



## Slide-type terminal block - UGSK/S + GS - 0313085

### accessories

NS 35/ 7,5 WH UNPERF 2000MM - 1204122



NS 35/ 7,5 AL UNPERF 2000MM - 0801704



NS 35/ 7,5 ZN PERF 2000MM - 1206421



NS 35/ 7,5 ZN UNPERF 2000MM - 1206434



NS 35/ 7,5 CU UNPERF 2000MM - 0801762



NS 35/ 7,5 CAP - 1206560



## Slide-type terminal block - UGSK/S + GS - 0313085

accessories

---

NS 35/15 PERF 2000MM - 1201730



NS 35/15 UNPERF 2000MM - 1201714



NS 35/15 WH PERF 2000MM - 0806602



NS 35/15 WH UNPERF 2000MM - 1204135



NS 35/15 AL UNPERF 2000MM - 1201756



## Slide-type terminal block - UGSK/S + GS - 0313085

### accessories

NS 35/15 ZN PERF 2000MM - 1206599



NS 35/15 ZN UNPERF 2000MM - 1206586



NS 35/15 CU UNPERF 2000MM - 1201895



NS 35/15 CAP - 1206573



NS 35/15-2,3 UNPERF 2000MM - 1201798



### Labeled terminal marker

## Slide-type terminal block - UGSK/S + GS - 0313085

### accessories

ZB 8 CUS - 0825011



UC-TM 8 CUS - 0824597



UCT-TM 8 CUS - 0829616



### End block

CLIPFIX 35 - 3022218



CLIPFIX 35-5 - 3022276



# Slide-type terminal block - UGSK/S + GS - 0313085

## accessories

E/NS 35 N - 0800886



E/UK - 1201442



E/UK 1 - 1201413



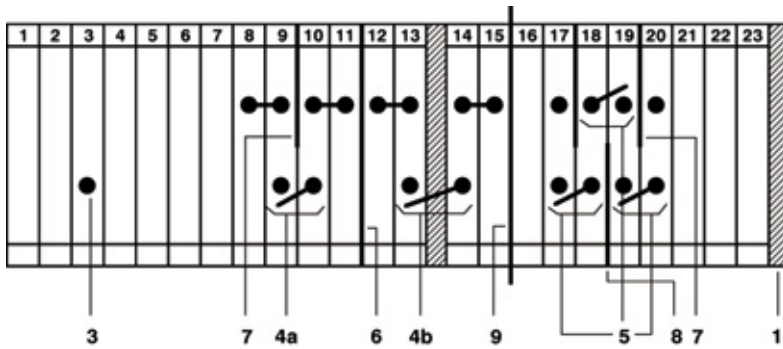
## Drawings

Circuit diagram



# Slide-type terminal block - UGSK/S + GS - 0313085

Circuit diagram



1 = cover  
2 = fixed bridge  
3 = slide  
4 = switch bar for 2 terminal blocks  
5 = double switch bar  
6 = separating plate  
7 = special separating plate, with cutout top left  
8 = special separating plate, with cutout top right  
9 = partition plate  
10 = Zack marker strip  
11 = screwdriver

© Phoenix Contact 2013 - all rights reserved  
<http://www.phoenixcontact.com>