

Ground modular terminal block - USLKG 16 N - 0443023

Please be informed that the data shown in this PDF Document is generated from our Online Catalog. Please find the complete data in the user's documentation. Our General Terms of Use for Downloads are valid (<http://download.phoenixcontact.com>)



Ground modular terminal block, Connection method: Screw connection, Cross section: 2.5 mm² - 25 mm², AWG: 12 - 4, Width: 12.2 mm, Height: 52.6 mm, Color: green-yellow, Mounting type: NS 35/7,5, NS 35/15, NS 32



Key commercial data

package_quantity	50
GTIN	4017918002268

Technical data

General

Note	When aligning with a feed-through terminal block with the same shape, an end cover must be interposed with insulation voltages of > 690 V
Number of levels	1
Number of connections	2
Color	green-yellow
Insulating material	PA
Inflammability class according to UL 94	V0

General

Maximum load current	101 A (with 25 mm ² conductor cross section)
Rated surge voltage	8 kV
Pollution degree	3
Surge voltage category	III
Insulating material group	I
Connection in acc. with standard	IEC 60947-7-2
Nominal current I _N	76 A
Open side panel	nein

Dimensions

Width	12.2 mm
Length	42.5 mm
Height	52.6 mm
Height NS 35/7,5	54 mm

Ground modular terminal block - USLKG 16 N - 0443023

Technical data

Dimensions

Height NS 35/15	61.5 mm
Height NS 32	59 mm

Connection data

Note	Terminal point
Conductor cross section solid min.	2.5 mm ²
Conductor cross section solid max.	25 mm ²
Conductor cross section AWG/kcmil min.	12
Conductor cross section AWG/kcmil max	4
Conductor cross section stranded min.	4 mm ²
Conductor cross section stranded max.	16 mm ²
Min. AWG conductor cross section, stranded	12
Max. AWG conductor cross section, stranded	6
Conductor cross section stranded, with ferrule without plastic sleeve min.	1.5 mm ²
Conductor cross section stranded, with ferrule without plastic sleeve max.	16 mm ²
Conductor cross section stranded, with ferrule with plastic sleeve min.	1.5 mm ²
Conductor cross section stranded, with ferrule with plastic sleeve max.	16 mm ²
2 conductors with same cross section, solid min.	1.5 mm ²
2 conductors with same cross section, solid max.	6 mm ²
2 conductors with same cross section, stranded min.	1.5 mm ²
2 conductors with same cross section, stranded max.	4 mm ²
2 conductors with same cross section, stranded, TWIN ferrules with plastic sleeve, min.	0.75 mm ²
2 conductors with same cross section, stranded, TWIN ferrules with plastic sleeve, max.	10 mm ²
2 conductors with same cross section, stranded, ferrules without plastic sleeve, min.	1.5 mm ²
2 conductors with same cross section, stranded, ferrules without plastic sleeve, max.	6 mm ²
Connection method	Screw connection
Stripping length	11 mm
Screw thread	M4
Tightening torque, min	1.5 Nm
Tightening torque max	1.8 Nm

classifications

eCl@ss

eCl@ss 4.0	27141118
eCl@ss 4.1	27141118
eCl@ss 5.0	27141118

Ground modular terminal block - USLKG 16 N - 0443023

classifications

eCl@ss

eCl@ss 5.1	27141118
eCl@ss 6.0	27141141
eCl@ss 7.0	27141141
eCl@ss 8.0	27141141

ETIM

ETIM 2.0	EC000901
ETIM 3.0	EC000901
ETIM 4.0	EC000901
ETIM 5.0	EC000901

UNSPSC


UNSPSC 6.01	30211811
UNSPSC 7.0901	39121410
UNSPSC 11	39121410
UNSPSC 12.01	39121410
UNSPSC 13.2	39121410


approvals

IECEX / ATEX / CSA / UL Recognized / cUL Recognized / GOST / LR / BV / DNV / RS / PRS / KR / NK / GL / GOST / cULus Recognized / BV /

Approval details

IECEX	
Nominal voltage UN	
Nominal current IN	
mm ² /AWG/kcmil	4-16


ATEX 	
Nominal voltage UN	
Nominal current IN	
mm ² /AWG/kcmil	2.5-25


CSA 	
--	--

Ground modular terminal block - USLKG 16 N - 0443023

approvals

Nominal voltage UN	
Nominal current IN	
mm ² /AWG/kcmil	22-4

UL Recognized 	
Nominal voltage UN	
Nominal current IN	
mm ² /AWG/kcmil	22-4

cUL Recognized 	
Nominal voltage UN	
Nominal current IN	
mm ² /AWG/kcmil	22-4

GOST 

LR

BV

DNV

RS

PRS



KR

NK

GL

Ground modular terminal block - USLKG 16 N - 0443023

approvals



accessories

Mounting rail

NS 32 PERF 2000MM - 1201002



NS 32 UNPERF 2000MM - 1201015



NS 35/ 7,5 PERF 2000MM - 0801733



NS 35/ 7,5 UNPERF 2000MM - 0801681



Ground modular terminal block - USLKG 16 N - 0443023

accessories

NS 35/ 7,5 WH PERF 2000MM - 1204119



NS 35/ 7,5 WH UNPERF 2000MM - 1204122



NS 35/ 7,5 AL UNPERF 2000MM - 0801704



NS 35/ 7,5 ZN PERF 2000MM - 1206421



NS 35/ 7,5 ZN UNPERF 2000MM - 1206434



NS 35/ 7,5 CU UNPERF 2000MM - 0801762



Ground modular terminal block - USLKG 16 N - 0443023

accessories

NS 35/ 7,5 CAP - 1206560



NS 35/15 PERF 2000MM - 1201730



NS 35/15 UNPERF 2000MM - 1201714



NS 35/15 WH PERF 2000MM - 0806602



NS 35/15 WH UNPERF 2000MM - 1204135



Ground modular terminal block - USLKG 16 N - 0443023

accessories

NS 35/15 AL UNPERF 2000MM - 1201756



NS 35/15 ZN PERF 2000MM - 1206599



NS 35/15 ZN UNPERF 2000MM - 1206586



NS 35/15 CU UNPERF 2000MM - 1201895



NS 35/15 CAP - 1206573



Terminal marking

Ground modular terminal block - USLKG 16 N - 0443023

accessories

ZB 12:UNPRINTED - 0812120



UC-TM 12 - 0819194



UCT-TM 12 - 0829144



Labeled terminal marker

ZB 12 CUS - 0824942



UC-TM 12 CUS - 0824613



Ground modular terminal block - USLKG 16 N - 0443023

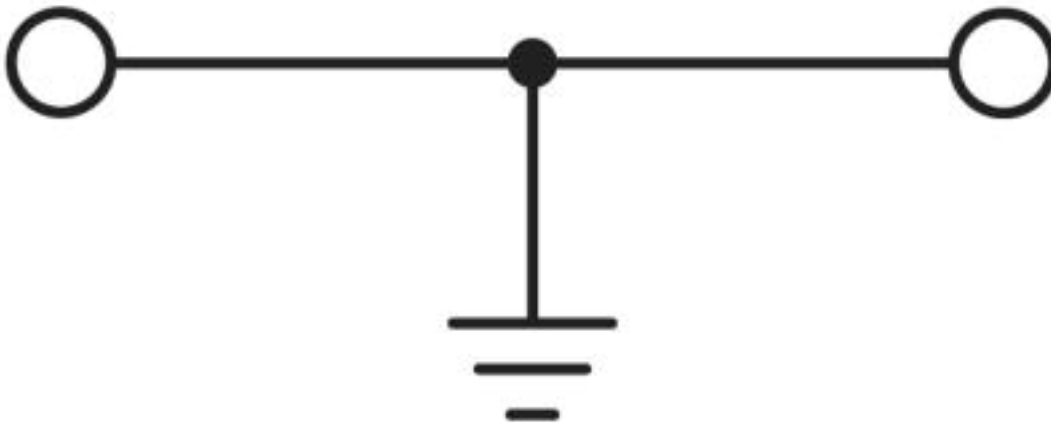
accessories

UCT-TM 12 CUS - 0829630



Drawings

Circuit diagram



© Phoenix Contact 2013 - all rights reserved
<http://www.phoenixcontact.com>