

# Fuse modular terminal block - UK 5-HESILED 24 - 3004126

Please be informed that the data shown in this PDF Document is generated from our Online Catalog. Please find the complete data in the user's documentation. Our General Terms of Use for Downloads are valid (<http://download.phoenixcontact.com>)



Fuse terminal block for cartridge fuse insert, cross section: 0.2 - 4 mm<sup>2</sup>, AWG: 26 - 10, width: 8.2 mm, color: black

The illustration shows version UK 5-HESI

## Product Features

- Versions with LED
- Large-surface labeling
- Safety lever locked in end position

## Key commercial data

package_quantity	50
GTIN	4017918090647

## Technical data

### General

Number of levels	1
Number of connections	2
Color	black
Insulating material	PA
Inflammability class according to UL 94	V2

### General

Fuse	G / 5 x 20 / 5 x 25 / 5 x 30
Fuse type	Glass
Rated surge voltage	6 kV
Pollution degree	3
Surge voltage category	III
Insulating material group	I
Connection in acc. with standard	IEC 60947-7-3
Nominal current I <sub>N</sub>	6.3 A
Nominal voltage U <sub>N</sub>	500 V (As a fuse terminal block)
LED voltage range	12 V AC/DC ... 30 V AC/DC
LED current range	3.5 mA ... 8.1 mA
Open side panel	nein
Number of positions	1

# Fuse modular terminal block - UK 5-HESILED 24 - 3004126

## Technical data

### Dimensions

<b>Width</b>	8.2 mm
<b>Length</b>	72.5 mm
<b>Height NS 35/7,5</b>	56.5 mm
<b>Height NS 35/15</b>	64 mm
<b>Height NS 32</b>	61.5 mm

### Connection data

<b>Conductor cross section solid min.</b>	0.2 mm <sup>2</sup>
<b>Conductor cross section solid max.</b>	4 mm <sup>2</sup>
<b>Conductor cross section stranded min.</b>	0.2 mm <sup>2</sup>
<b>Conductor cross section stranded max.</b>	4 mm <sup>2</sup>
<b>Conductor cross section AWG/kcmil min.</b>	24
<b>Conductor cross section AWG/kcmil max</b>	12
<b>Conductor cross section stranded, with ferrule without plastic sleeve min.</b>	0.25 mm <sup>2</sup>
<b>Conductor cross section stranded, with ferrule without plastic sleeve max.</b>	4 mm <sup>2</sup>
<b>Conductor cross section stranded, with ferrule with plastic sleeve min.</b>	0.25 mm <sup>2</sup>
<b>Conductor cross section stranded, with ferrule with plastic sleeve max.</b>	4 mm <sup>2</sup>
<b>2 conductors with same cross section, solid min.</b>	0.2 mm <sup>2</sup>
<b>2 conductors with same cross section, solid max.</b>	1.5 mm <sup>2</sup>
<b>2 conductors with same cross section, stranded min.</b>	0.2 mm <sup>2</sup>
<b>2 conductors with same cross section, stranded max.</b>	1.5 mm <sup>2</sup>
<b>2 conductors with same cross section, stranded, ferrules without plastic sleeve, min.</b>	0.25 mm <sup>2</sup>
<b>2 conductors with same cross section, stranded, ferrules without plastic sleeve, max.</b>	1.5 mm <sup>2</sup>
<b>2 conductors with same cross section, stranded, TWIN ferrules with plastic sleeve, min.</b>	0.5 mm <sup>2</sup>
<b>2 conductors with same cross section, stranded, TWIN ferrules with plastic sleeve, max.</b>	1.5 mm <sup>2</sup>
<b>Cross section with insertion bridge, solid max.</b>	4 mm <sup>2</sup>
<b>Cross section with insertion bridge, stranded max.</b>	4 mm <sup>2</sup>
<b>Connection method</b>	Screw connection
<b>Stripping length</b>	8 mm
<b>Internal cylindrical gage</b>	A4
<b>Screw thread</b>	M3
<b>Tightening torque, min</b>	0.5 Nm
<b>Tightening torque max</b>	0.8 Nm

### classifications

eCl@ss

# Fuse modular terminal block - UK 5-HESILED 24 - 3004126

## classifications

### eCl@ss

eCl@ss 4.0	27141116
eCl@ss 4.1	27141116
eCl@ss 5.0	27141116
eCl@ss 5.1	27141116
eCl@ss 6.0	27141116
eCl@ss 7.0	27141116
eCl@ss 8.0	27141116

### ETIM

ETIM 2.0	EC000897
ETIM 3.0	EC000899
ETIM 4.0	EC000899
ETIM 5.0	EC000899

### UNSPSC

UNSPSC 6.01	30211811
UNSPSC 7.0901	39121410
UNSPSC 11	39121410
UNSPSC 12.01	39121410
UNSPSC 13.2	39121410

## approvals

CSA / UL Recognized / GOST / LR / GL / cUL Recognized / GOST / cULus Recognized /

### Approval details

Usegroups	B	C	
Nominal voltage UN	600 V	600 V	600 V
Nominal current IN	6.3 A	6.3 A	6.3 A
mm <sup>2</sup> /AWG/kcmil	28-10	28-10	28-1

Usegroups	C
Nominal voltage UN	600 V
Nominal current IN	12 A
mm <sup>2</sup> /AWG/kcmil	26-10

# Fuse modular terminal block - UK 5-HESILED 24 - 3004126

approvals

GOST
------

LR
----

GL	
Nominal voltage UN	
Nominal current IN	
mm <sup>2</sup> /AWG/kcmil	

cUL Recognized	
Usegroups	C
Nominal voltage UN	600 V
Nominal current IN	12 A
mm <sup>2</sup> /AWG/kcmil	26-10

--

cULus Recognized
------------------

accessories

## Bridge

VS - 3004207



## Fuse modular terminal block - UK 5-HESILED 24 - 3004126

### accessories

EBS 2- 8 - 3118151



EBS 3- 8 - 3118148



EBS 10- 8 - 3118135



### Terminal marking

SBS 8:UNBEDRUCKT - 1007235



ZB 8:UNBEDRUCKT - 1052002



## Fuse modular terminal block - UK 5-HESILED 24 - 3004126

### accessories

UC-TM 8 - 0818072



UCT-TM 8 - 0828740



### Screwdriver tools

SZS 0,6X3,5 - 1205053



### Mounting rail

NS 32 PERF 2000MM - 1201002



NS 32 UNPERF 2000MM - 1201015



## Fuse modular terminal block - UK 5-HESILED 24 - 3004126

### accessories

NS 35/ 7,5 PERF 2000MM - 0801733



NS 35/ 7,5 UNPERF 2000MM - 0801681



NS 35/ 7,5 WH PERF 2000MM - 1204119



NS 35/ 7,5 WH UNPERF 2000MM - 1204122



NS 35/ 7,5 AL UNPERF 2000MM - 0801704



NS 35/ 7,5 ZN PERF 2000MM - 1206421



## Fuse modular terminal block - UK 5-HESILED 24 - 3004126

accessories

---

NS 35/ 7,5 ZN UNPERF 2000MM - 1206434



NS 35/ 7,5 CU UNPERF 2000MM - 0801762



NS 35/ 7,5 CAP - 1206560



NS 35/15 PERF 2000MM - 1201730



NS 35/15 UNPERF 2000MM - 1201714





## Fuse modular terminal block - UK 5-HESILED 24 - 3004126

### accessories

NS 35/15 WH PERF 2000MM - 0806602



NS 35/15 WH UNPERF 2000MM - 1204135



NS 35/15 AL UNPERF 2000MM - 1201756



NS 35/15 ZN PERF 2000MM - 1206599



NS 35/15 ZN UNPERF 2000MM - 1206586



NS 35/15 CU UNPERF 2000MM - 1201895



## Fuse modular terminal block - UK 5-HESILED 24 - 3004126

accessories

---

NS 35/15 CAP - 1206573



NS 35/15-2,3 UNPERF 2000MM - 1201798



**Labeled terminal marker**

ZB 8 CUS - 0825011



UC-TM 8 CUS - 0824597



UCT-TM 8 CUS - 0829616



**End block**

## Fuse modular terminal block - UK 5-HESILED 24 - 3004126

### accessories

CLIPFIX 35 - 3022218



CLIPFIX 35-5 - 3022276



E/NS 35 N - 0800886



E/UK - 1201442



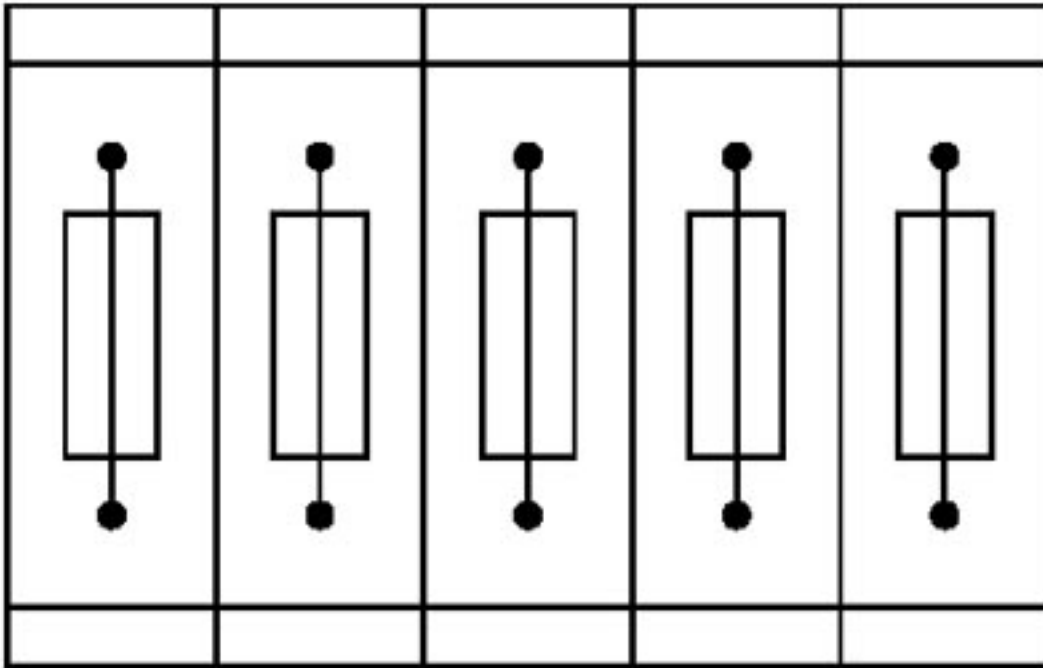
E/UK 1 - 1201413



### Drawings

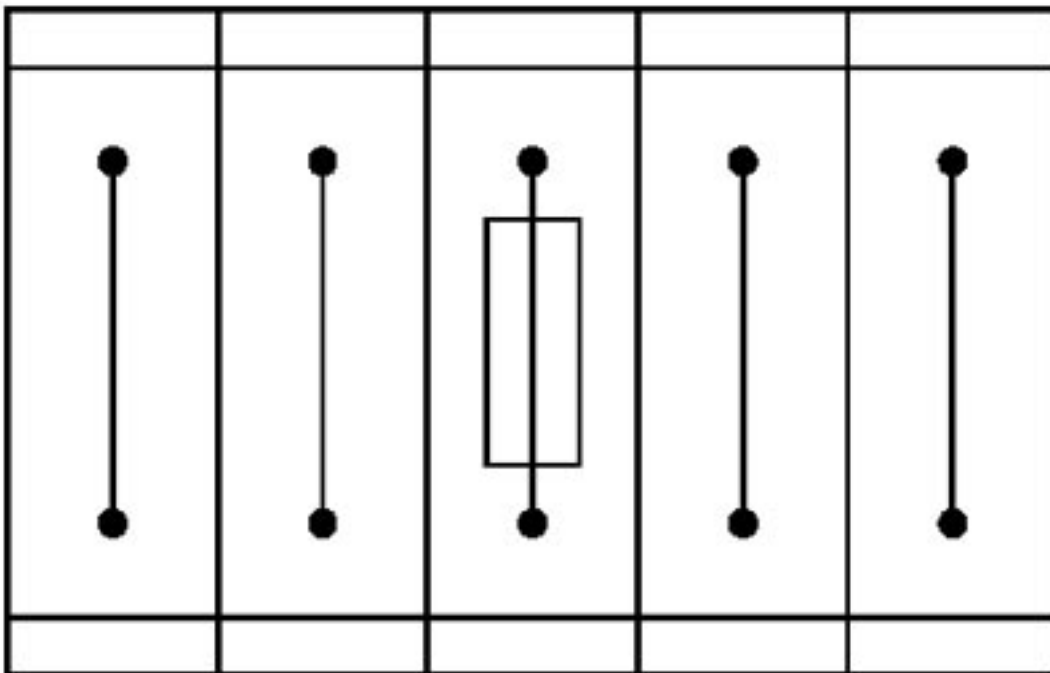
# Fuse modular terminal block - UK 5-HESILED 24 - 3004126

Application drawing



Fuse terminal blocks in interconnected arrangement, block consisting of 5 fuse terminal blocks

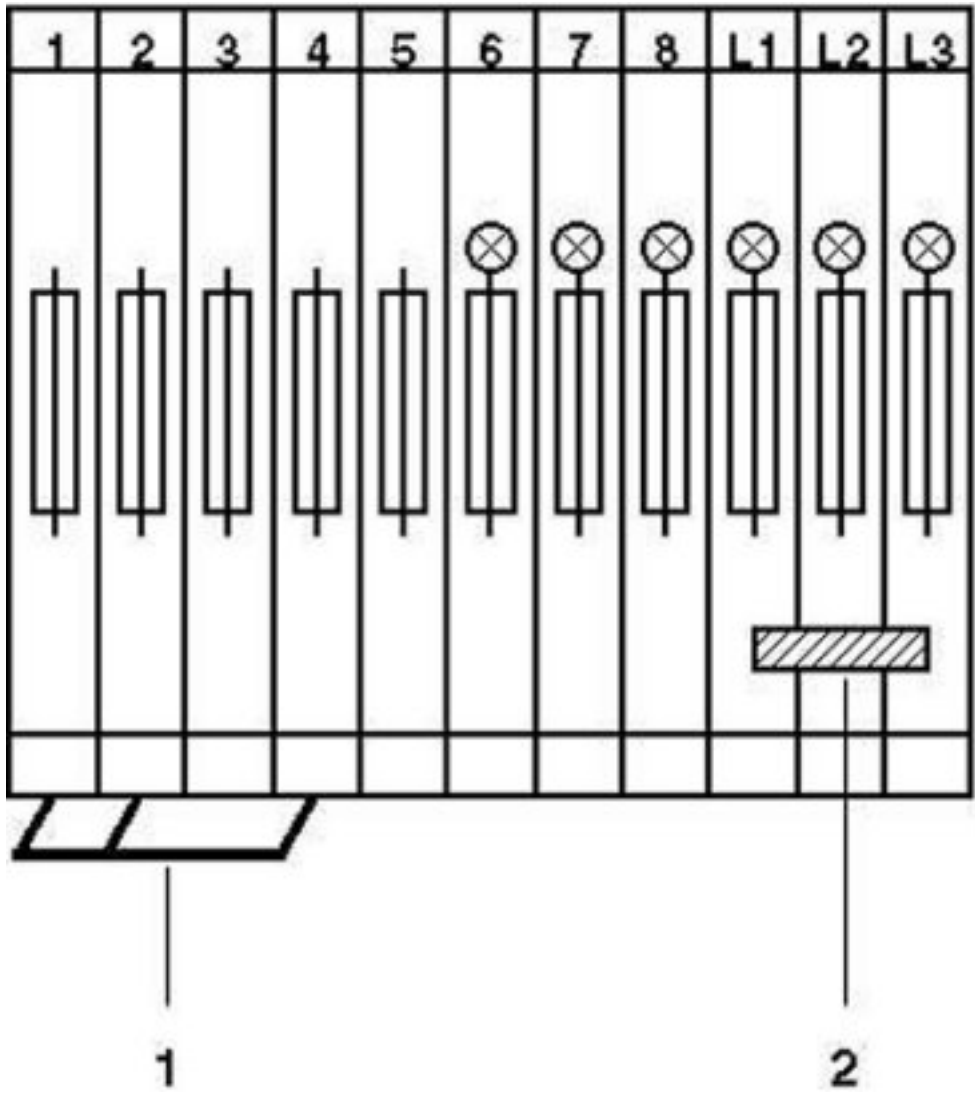
Application drawing



Fuse terminal block in single arrangement, block consisting of one fuse terminal block and 4 feed-through terminal blocks

# Fuse modular terminal block - UK 5-HESILED 24 - 3004126

Circuit diagram



1 = fixed bridge 2 = insertion bridge

© Phoenix Contact 2013 - all rights reserved  
<http://www.phoenixcontact.com>