

Disconnect terminal block - URTK/S-BEN 10 - 0309109

Please be informed that the data shown in this PDF Document is generated from our Online Catalog. Please find the complete data in the user's documentation. Our General Terms of Use for Downloads are valid (<http://download.phoenixcontact.com>)



Disconnect terminal block, Connection method: Screw connection, Cross section: 0.5 mm² -16 mm² , AWG: 20 - 8, Width: 8.2 mm, Mounting type: NS 35/7,5, NS 35/15, NS 32, Color: gray

Product Features

- Easy and clear testing in current transformer secondary circuits can be performed using the test disconnect terminal blocks of the URTK/S range
- On both sides of the disconnect point, the terminal block has a test socket which can also be used to switch across to neighboring terminal blocks

Key commercial data

package_quantity	50
GTIN	4017918155230

Technical data

General

Number of levels	1
Number of connections	2
Color	gray
Insulating material	PA
Inflammability class according to UL 94	V2

General

Rated surge voltage	6 kV
Pollution degree	3
Surge voltage category	III
Insulating material group	I
Connection in acc. with standard	IEC 60947-7-1
Nominal current I _N	57 A
Nominal voltage U _N	500 V
Open side panel	ja

Dimensions

Length	61 mm
Width	8.2 mm
Height NS 35/7,5	58.5 mm
Height NS 35/15	66 mm

Disconnect terminal block - URTK/S-BEN 10 - 0309109

Technical data

Dimensions

Height NS 32	63.5 mm
--------------	---------

Connection data

Note	Terminal point
Conductor cross section solid min.	0.5 mm ²
Conductor cross section solid max.	16 mm ²
Conductor cross section stranded min.	0.5 mm ²
Conductor cross section stranded max.	10 mm ²
Conductor cross section AWG/kcmil min.	20
Conductor cross section AWG/kcmil max	6
Conductor cross section stranded, with ferrule without plastic sleeve min.	0.5 mm ²
Conductor cross section stranded, with ferrule without plastic sleeve max.	10 mm ²
Conductor cross section stranded, with ferrule with plastic sleeve min.	0.5 mm ²
Conductor cross section stranded, with ferrule with plastic sleeve max.	6 mm ²
2 conductors with same cross section, solid min.	0.5 mm ²
2 conductors with same cross section, solid max.	10 mm ²
2 conductors with same cross section, stranded min.	0.5 mm ²
2 conductors with same cross section, stranded max.	6 mm ²
2 conductors with same cross section, stranded, ferrules without plastic sleeve, min.	0.5 mm ²
2 conductors with same cross section, stranded, ferrules without plastic sleeve, max.	6 mm ²
2 conductors with same cross section, stranded, TWIN ferrules with plastic sleeve, min.	0.5 mm ²
2 conductors with same cross section, stranded, TWIN ferrules with plastic sleeve, max.	6 mm ²
Cross section with insertion bridge, solid max.	10 mm ²
Cross section with insertion bridge, stranded max.	10 mm ²
Connection method	Screw connection
Stripping length	11 mm
Screw thread	M4
Tightening torque, min	1.5 Nm
Tightening torque max	1.8 Nm

classifications

eCl@ss

eCl@ss 4.0	27141126
eCl@ss 4.1	27141126
eCl@ss 5.0	27141126
eCl@ss 5.1	27141126

Disconnect terminal block - URTK/S-BEN 10 - 0309109

classifications

eCl@ss

eCl@ss 6.0	27141126
eCl@ss 7.0	27141126
eCl@ss 8.0	27141126

ETIM

ETIM 2.0	EC000902
ETIM 3.0	EC000902
ETIM 4.0	EC000902
ETIM 5.0	EC000902

UNSPSC

UNSPSC 6.01	30211811
UNSPSC 7.0901	39121410
UNSPSC 11	39121410
UNSPSC 12.01	39121410
UNSPSC 13.2	39121410

approvals

CSA / UL Recognized / cUL Recognized / GOST / PRS / GOST / cULus Recognized /

Approval details

Nominal voltage UN	600 V
Nominal current IN	55 A
mm ² /AWG/kcmil	26-8



Nominal voltage UN	600 V
Nominal current IN	57 A
mm ² /AWG/kcmil	26-8

--	--

Disconnect terminal block - URTK/S-BEN 10 - 0309109

approvals

Nominal voltage UN	600 V
Nominal current IN	57 A
mm ² /AWG/kcmil	26-8



accessories

End cover

D-URTK/S-BEN - 0308029



Partition plate

TS-RTK-BEN - 0308210



Partition plate

Disconnect terminal block - URTK/S-BEN 10 - 0309109

accessories

ATS-RTK-BEN - 0308223



Terminal marking

SBS 8:UNBEDRUCKT - 1007235



ZB 8:UNBEDRUCKT - 1052002



UC-TM 8 - 0818072



UCT-TM 8 - 0828740



Screwdriver tools

Disconnect terminal block - URTK/S-BEN 10 - 0309109

accessories

SZG 0,9X6,5 VDE - 1205134



Bridge

EB 2- 8 - 0202154



EB 3- 8 - 0202141



EB 10- 8 - 0202138



EB 4- 8 - 0202142



Mounting rail

Disconnect terminal block - URTK/S-BEN 10 - 0309109

accessories

NS 32 PERF 2000MM - 1201002



NS 32 UNPERF 2000MM - 1201015



NS 35/ 7,5 PERF 2000MM - 0801733



NS 35/ 7,5 UNPERF 2000MM - 0801681



NS 35/ 7,5 WH PERF 2000MM - 1204119



NS 35/ 7,5 WH UNPERF 2000MM - 1204122



Disconnect terminal block - URTK/S-BEN 10 - 0309109

accessories

NS 35/ 7,5 AL UNPERF 2000MM - 0801704



NS 35/ 7,5 ZN PERF 2000MM - 1206421



NS 35/ 7,5 ZN UNPERF 2000MM - 1206434



NS 35/ 7,5 CU UNPERF 2000MM - 0801762



NS 35/ 7,5 CAP - 1206560



Disconnect terminal block - URTK/S-BEN 10 - 0309109

accessories

NS 35/15 PERF 2000MM - 1201730



NS 35/15 UNPERF 2000MM - 1201714



NS 35/15 WH PERF 2000MM - 0806602



NS 35/15 WH UNPERF 2000MM - 1204135



NS 35/15 AL UNPERF 2000MM - 1201756



NS 35/15 ZN PERF 2000MM - 1206599



Disconnect terminal block - URTK/S-BEN 10 - 0309109

accessories

NS 35/15 ZN UNPERF 2000MM - 1206586



NS 35/15 CU UNPERF 2000MM - 1201895



NS 35/15 CAP - 1206573



NS 35/15-2,3 UNPERF 2000MM - 1201798



Labeled terminal marker

ZB 8 CUS - 0825011



Disconnect terminal block - URTK/S-BEN 10 - 0309109

accessories

UC-TM 8 CUS - 0824597



UCT-TM 8 CUS - 0829616



End block

CLIPFIX 35 - 3022218



CLIPFIX 35-5 - 3022276



E/NS 35 N - 0800886



Disconnect terminal block - URTK/S-BEN 10 - 0309109

accessories

E/UK - 1201442



E/UK 1 - 1201413



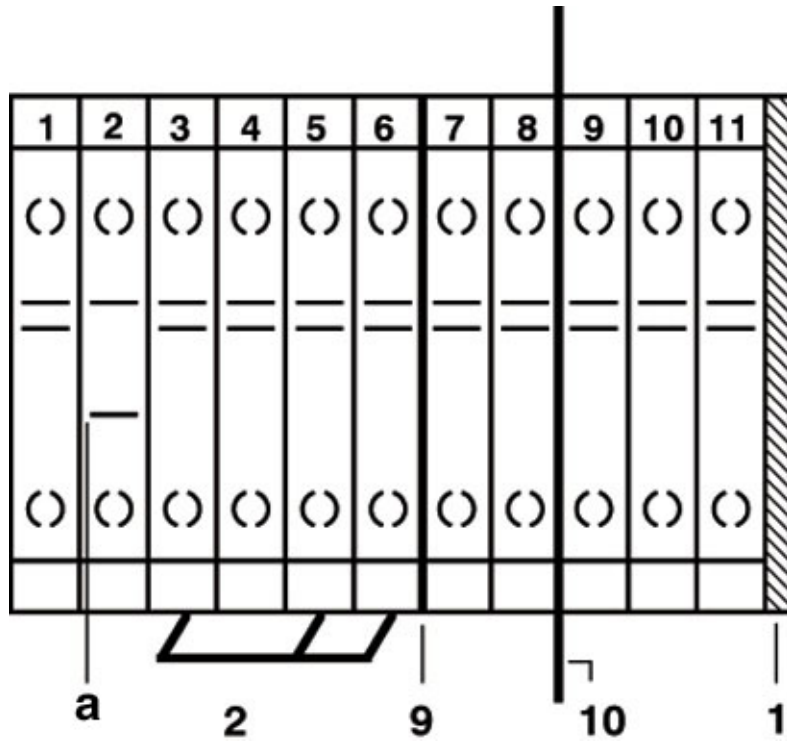
Drawings

Circuit diagram



Disconnect terminal block - URTK/S-BEN 10 - 0309109

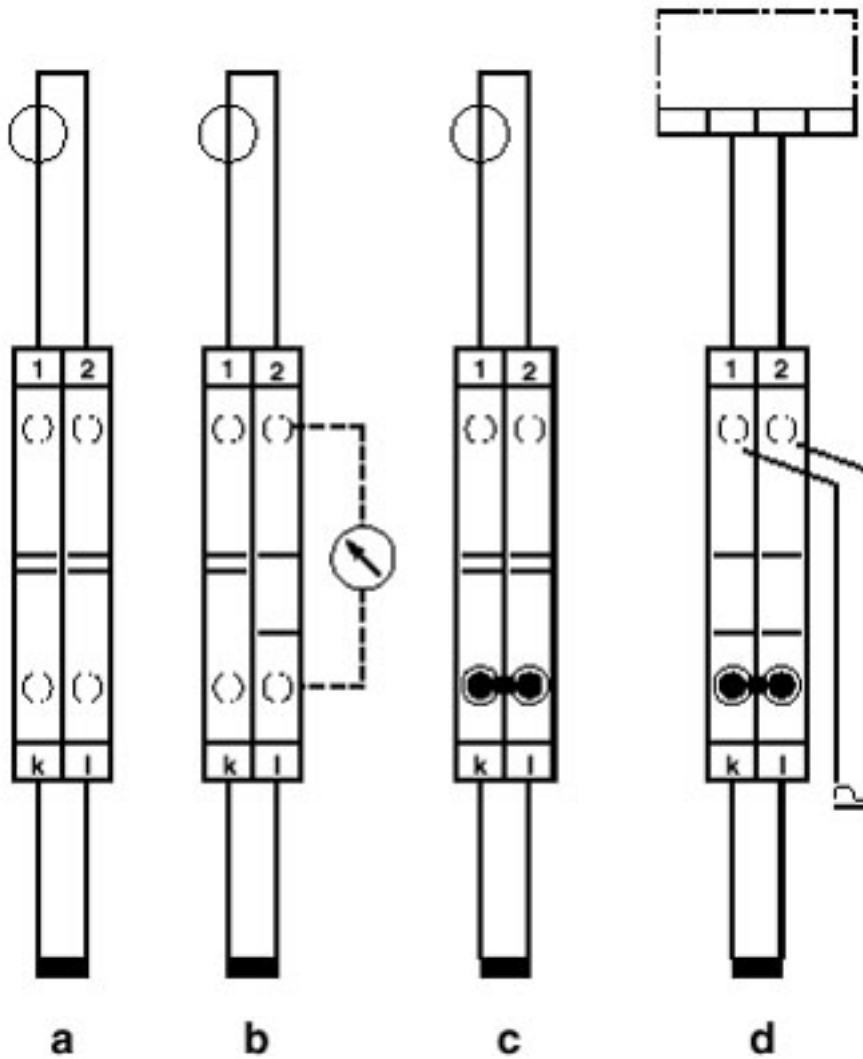
Circuit diagram



a = open
1 = cover
2 = insertion bridge
9 = separating plate
10 = partition plate

Disconnect terminal block - URTK/S-BEN 10 - 0309109

Schematic diagram



Simple current transformer test circuit
a = normal operation
b = measured value testing
c = transformer short-circuiting
d = relay testing

© Phoenix Contact 2013 - all rights reserved
<http://www.phoenixcontact.com>