Ground modular terminal block - ST 4/ 2P-PE - 3042748

Please be informed that the data shown in this PDF Document is generated from our Online Catalog. Please find the complete data in the user's documentation. Our General Terms of Use for Downloads are valid (http://download.phoenixcontact.com)



Ground modular terminal block, Connection method: Spring-cage/plug-in connection, Cross section: 0.08 mm² - 6 mm², AWG: 28 - 10, Width: 6.2 mm, Color: green-yellow, Mounting type: NS 35/7,5, NS 35/15

Product Features

- Same shape and pitch as the PIN/PIN versions of the COMBI series
- Tested for railway applications
- Contact is made free from mechanical and electrical errors by simply snapping onto the DIN rail
- ST ...-PE meet all the requirements of standard IEC 60947-7-2

Key commercial data

package_quantity	50
GTIN	4046356055314

Technical data

General

Number of levels	1
Number of connections	2
Color	green-yellow
Insulating material	PA
Inflammability class according to UL 94	V0
Area of application	Railway industry
Area of application	Mechanical engineering
Area of application	Plant engineering

General

Rated surge voltage	6 kV
Pollution degree	3
Surge voltage category	III
Insulating material group	I
Connection in acc. with standard	IEC 61984
Open side panel	ja

Dimensions

Width	6.2 mm
Length	55.9 mm
Height NS 35/7,5	36.5 mm

Ground modular terminal block - ST 4/ 2P-PE - 3042748

Technical data

Dimensions

Height NS 35/15	44 mm

Connection data

Conductor cross section solid min.	0.08 mm²
Conductor cross section solid max.	6 mm²
Conductor cross section AWG/kcmil min.	28
Conductor cross section AWG/kcmil max	10
Conductor cross section stranded min.	0.08 mm²
Conductor cross section stranded max.	4 mm²
Min. AWG conductor cross section, stranded	28
Max. AWG conductor cross section, stranded	12
Conductor cross section stranded, with ferrule without plastic sleeve min.	0.14 mm²
Conductor cross section stranded, with ferrule without plastic sleeve max.	4 mm²
Conductor cross section stranded, with ferrule with plastic sleeve min.	0.14 mm²
Conductor cross section stranded, with ferrule with plastic sleeve max.	4 mm²
2 conductors with same cross section, stranded, TWIN ferrules with plastic sleeve, min.	0.5 mm²
2 conductors with same cross section, stranded, TWIN ferrules with plastic sleeve, max.	1 mm²
Connection method	Spring-cage/plug-in connection
Minimum stripping length	8 mm
Maximum stripping length	10 mm

classifications

eCl@ss

eCl@ss 4.0	27141118
eCl@ss 4.1	27141118
eCl@ss 5.0	27141118
eCl@ss 5.1	27141118
eCl@ss 6.0	27141141
eCl@ss 7.0	27141141
eCl@ss 8.0	27141141

ETIM

ETIM 2.0	EC000901
ETIM 3.0	EC000901
ETIM 4.0	EC000901
ETIM 5.0	EC000901

UNSPSC

Ground modular terminal block - ST 4/ 2P-PE - 3042748

classifications

UNSPSC

UNSPSC 6.01	30211811
UNSPSC 7.0901	39121410
UNSPSC 11	39121410
UNSPSC 12.01	39121410
UNSPSC 13.2	39121410

approvals

VDE Gutachten mit Fertigungsüberwachung / GOST / IECEE CB Scheme / GOST /

Approval details

VDE Gutachten mit Fertigungsüberwachung

GOST

IECEE CB Scheme

accessories

Partition plate

ATP-ST 4 - 3030721



End cover

Ground modular terminal block - ST 4/ 2P-PE - 3042748

accessories

D-ST 4 - 3030420



DP PS-6 - 3036738



Coding element

PC - 3040588



Marker pen

B-STIFT - 1051993



X-PEN 0,35 - 0811228



Documentation

Ground modular terminal block - ST 4/ 2P-PE - 3042748

accessories

ST-IL - 3039900



Bridge

FBS 2-6 - 3030336



FBS 3-6 - 3030242



FBS 4-6 - 3030255



FBS 5-6 - 3030349



Ground modular terminal block - ST 4/ 2P-PE - 3042748

accessories

FBS 10-6 - 3030271



FBS 20-6 - 3030365



FBS 50-6 - 3032224



Mounting rail

NS 35/ 7,5 PERF 2000MM - 0801733



NS 35/ 7,5 UNPERF 2000MM - 0801681



Ground modular terminal block - ST 4/ 2P-PE - 3042748

accessories

NS 35/ 7,5 WH PERF 2000MM - 1204119



NS 35/ 7,5 WH UNPERF 2000MM - 1204122



NS 35/ 7,5 AL UNPERF 2000MM - 0801704



NS 35/ 7,5 ZN PERF 2000MM - 1206421



NS 35/ 7,5 ZN UNPERF 2000MM - 1206434



NS 35/ 7,5 CU UNPERF 2000MM - 0801762



Ground modular terminal block - ST 4/ 2P-PE - 3042748

accessories

NS 35/ 7,5 CAP - 1206560



Terminal marking

ZB 6:UNBEDRUCKT - 1051003



UC-TM 6 - 0818085



UCT-TM 6 - 0828736



ZBF 6:UNBEDRUCKT - 0808710



Ground modular terminal block - ST 4/ 2P-PE - 3042748

accessories

UC-TMF 6 - 0818140



UCT-TMF 6 - 0828746



Labeled terminal marker

ZB 6 CUS - 0824992



UC-TM 6 CUS - 0824589



UCT-TM 6 CUS - 0829602



Ground modular terminal block - ST 4/ 2P-PE - 3042748

accessories

ZBF 6 CUS - 0825027



UC-TMF 6 CUS - 0824646



UCT-TMF 6 CUS - 0829665



Test plug terminal block

MPS-MT - 0201744



PAI-4-FIX-5/6 BU - 3035975



Ground modular terminal block - ST 4/ 2P-PE - 3042748

accessories

PAI-4-FIX-5/6 OG - 3035974



PAI-4-FIX-5/6 YE - 3035977



PAI-4-FIX-5/6 RD - 3035976



PAI-4-FIX-5/6 GN - 3035978



PAI-4-FIX-5/6 BK - 3035980



PAI-4-FIX-5/6 GY - 3035982



Ground modular terminal block - ST 4/ 2P-PE - 3042748

accessories

PAI-4-FIX-5/6 VT - 3035979



PAI-4-FIX-5/6 BN - 3035981



PS-6 - 3030996



PS-6/2,3MM RD - 3038736



Insulating sleeve

MPS-IH WH - 0201663



Ground modular terminal block - ST 4/ 2P-PE - 3042748

accessories

MPS-IH RD - 0201676



MPS-IH BU - 0201689



MPS-IH YE - 0201692



MPS-IH GN - 0201702



MPS-IH GY - 0201728



MPS-IH BK - 0201731



Ground modular terminal block - ST 4/ 2P-PE - 3042748

accessories

ISH 4/0,5 - 3002885



ISH 4/1,0 - 3002898



Drawings

Ground modular terminal block - ST 4/ 2P-PE - 3042748

Diagram

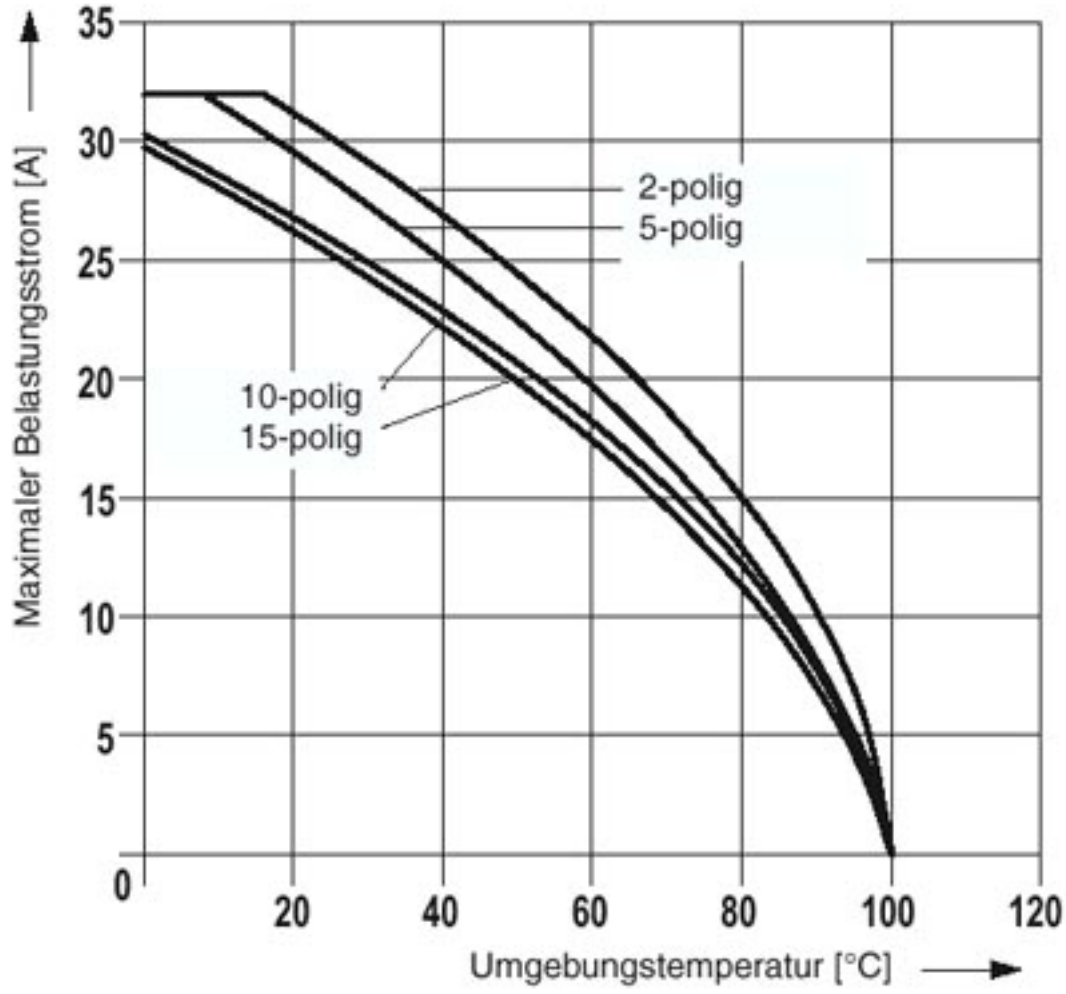

Derating curve for spring-cage terminals ST 4/1P.. and ST 4/2P.. with all plug versions SP 4/... . The derating curves are determined by multiplying the values of the base curves by the factor 0.8.

Ground modular terminal block - ST 4/ 2P-PE - 3042748

Dimensioned drawing

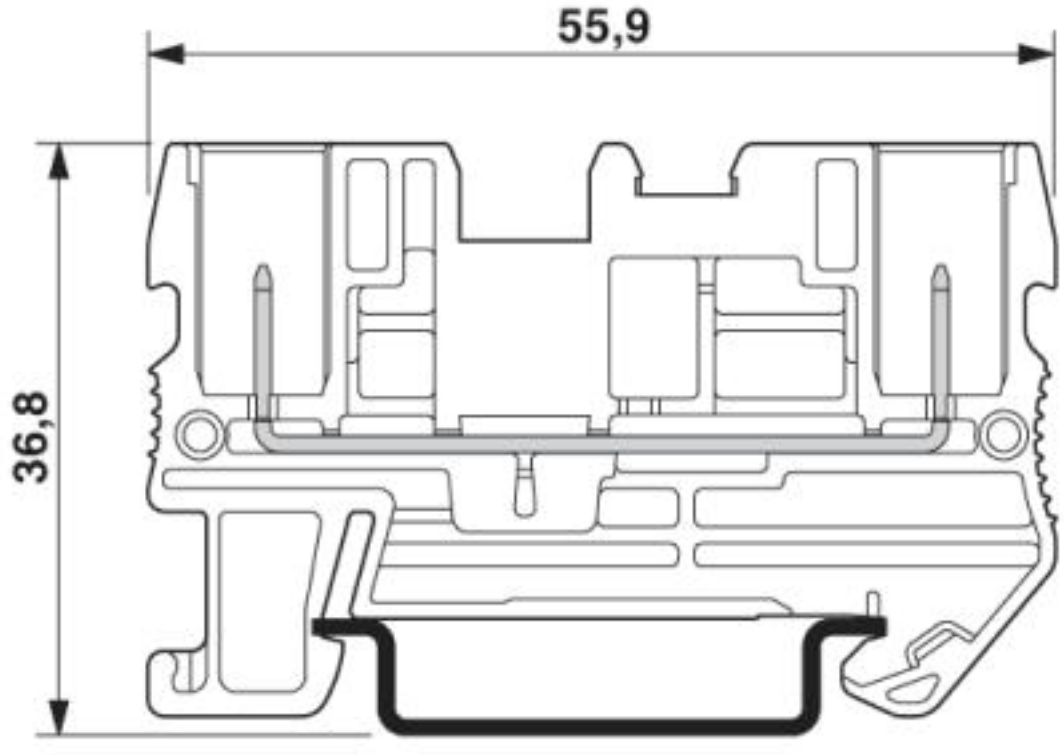

The illustration shows the terminal with the plug version SP 4/...

Ground modular terminal block - ST 4/ 2P-PE - 3042748

Circuit diagram

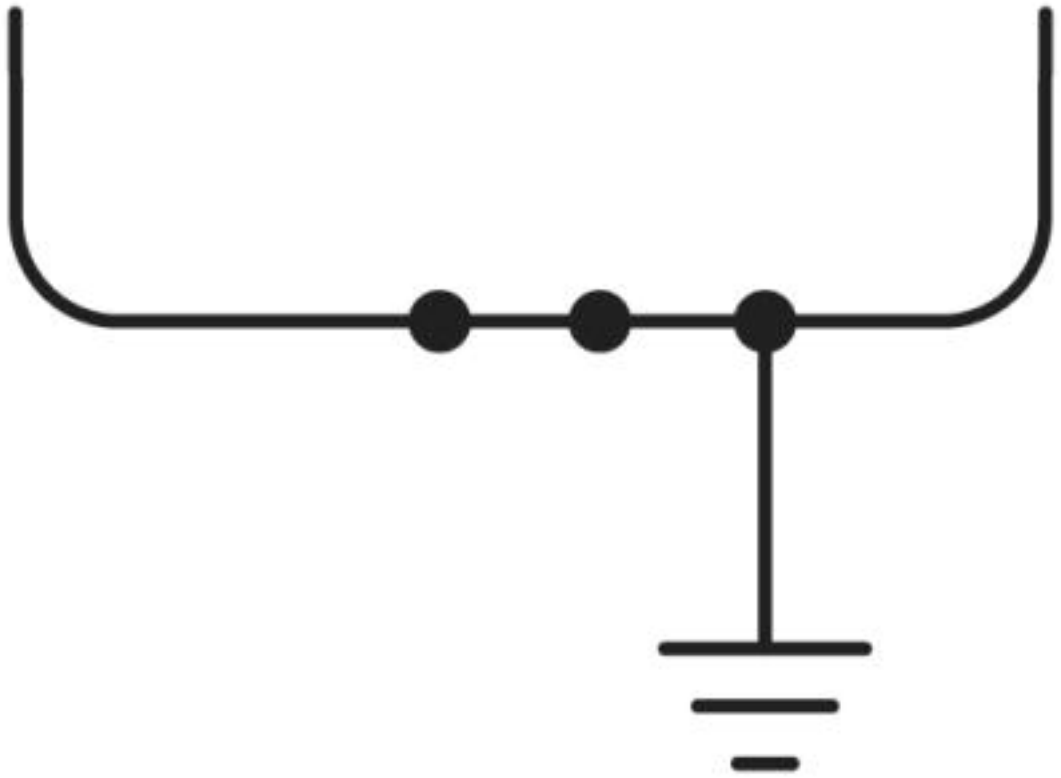

© Phoenix Contact 2013 - all rights reserved
http://www.phoenixcontact.com