

# Knife disconnect terminal block - UT 2,5-MT P/P BU - 3046566

Please be informed that the data shown in this PDF Document is generated from our Online Catalog. Please find the complete data in the user's documentation. Our General Terms of Use for Downloads are valid (<http://download.phoenixcontact.com>)



Knife disconnect terminal block, Connection type: Screw connection, Cross section: 0.14 mm<sup>2</sup> - 4 mm<sup>2</sup>, AWG: 26 - 12, Nominal current: 20 A, Nominal voltage: 400 V, Length: 57.8 mm, Width: 5.2 mm, Color: blue, Assembly: NS 35/7,5, NS 35/15

## Product Features

- Compact design and high current carrying capacity of 20 A
- Double bridge shaft enables individual potential distribution and supply

## Key commercial data

package_quantity	50
GTIN	4046356285872

## Technical data

### General

Number of levels	1
Number of connections	2
Color	blue
Insulating material	PA
Inflammability class according to UL 94	V0

### General

Rated surge voltage	6 kV
Pollution degree	3
Surge voltage category	III
Insulating material group	I
Connection in acc. with standard	IEC 60947-7-1
Nominal current I <sub>N</sub>	20 A
Nominal voltage U <sub>N</sub>	400 V
Open side panel	ja

### Dimensions

Width	5.2 mm
Length	57.8 mm
Height NS 35/7,5	49.1 mm
Height NS 35/15	55 mm

### Connection data

# Knife disconnect terminal block - UT 2,5-MT P/P BU - 3046566

## Technical data

### Connection data

Conductor cross section solid min.	0.14 mm <sup>2</sup>
Conductor cross section solid max.	4 mm <sup>2</sup>
Conductor cross section AWG/kcmil min.	26
Conductor cross section AWG/kcmil max	12
Conductor cross section stranded min.	0.14 mm <sup>2</sup>
Conductor cross section stranded max.	4 mm <sup>2</sup>
Min. AWG conductor cross section, stranded	26
Max. AWG conductor cross section, stranded	12
Conductor cross section stranded, with ferrule without plastic sleeve min.	0.14 mm <sup>2</sup>
Conductor cross section stranded, with ferrule without plastic sleeve max.	2.5 mm <sup>2</sup>
Conductor cross section stranded, with ferrule with plastic sleeve min.	0.14 mm <sup>2</sup>
Conductor cross section stranded, with ferrule with plastic sleeve max.	2.5 mm <sup>2</sup>
2 conductors with same cross section, solid min.	0.14 mm <sup>2</sup>
2 conductors with same cross section, solid max.	1.5 mm <sup>2</sup>
2 conductors with same cross section, stranded min.	0.14 mm <sup>2</sup>
2 conductors with same cross section, stranded max.	1.5 mm <sup>2</sup>
2 conductors with same cross section, stranded, TWIN ferrules with plastic sleeve, min.	0.5 mm <sup>2</sup>
2 conductors with same cross section, stranded, TWIN ferrules with plastic sleeve, max.	1.5 mm <sup>2</sup>
2 conductors with same cross section, stranded, ferrules without plastic sleeve, min.	0.14 mm <sup>2</sup>
2 conductors with same cross section, stranded, ferrules without plastic sleeve, max.	1.5 mm <sup>2</sup>
Connection method	Screw connection
Stripping length	9 mm
Internal cylindrical gage	A3
Screw thread	M3
Tightening torque, min	0.5 Nm
Tightening torque max	0.6 Nm

## classifications

### eCl@ss

eCl@ss 4.0	27141117
eCl@ss 4.1	27141117
eCl@ss 5.0	27141126
eCl@ss 5.1	27141126
eCl@ss 6.0	27141126
eCl@ss 7.0	27141126

# Knife disconnect terminal block - UT 2,5-MT P/P BU - 3046566

## classifications

eCl@ss

eCl@ss 8.0	27141126
------------	----------

ETIM

ETIM 2.0	EC000902
ETIM 3.0	EC000902
ETIM 4.0	EC000902
ETIM 5.0	EC000902

UNSPSC

UNSPSC 6.01	30211811
UNSPSC 7.0901	39121410
UNSPSC 11	39121410
UNSPSC 12.01	39121410
UNSPSC 13.2	39121410

## approvals

CSA / UL Recognized / cUL Recognized / cULus Recognized /

### Approval details

Usegroups	B	C	D
Nominal voltage UN	300 V	300 V	300 V
Nominal current IN	16 A	16 A	10 A
mm <sup>2</sup> /AWG/kcmil	26-12	26-12	26-12


Usegroups	B	D	
Nominal voltage UN	300 V	300 V	300 V
Nominal current IN	20 A	10 A	20 A
mm <sup>2</sup> /AWG/kcmil	26-12	26-12	26-12

Usegroups	B	D	
Nominal voltage UN	300 V	300 V	300 V
Nominal current IN	20 A	10 A	20 A

# Knife disconnect terminal block - UT 2,5-MT P/P BU - 3046566

## approvals

Usegroups	B	D	
mm²/AWG/kcmil	26-12	26-12	26-12



## accessories

### End cover

D-UT 2,5/4-TWIN - 3047141



DP PS-5 - 3036725



### Partition plate

ATP-UT-TWIN - 3047183



### Screwdriver tools

SZS 0,6X3,5 - 1205053



# Knife disconnect terminal block - UT 2,5-MT P/P BU - 3046566

accessories

## Marker pen

X-PEN 0,35 - 0811228



---

## Bridge

FBS 2-5 - 3030161



---

FBS 3-5 - 3030174



---

FBS 4-5 - 3030187



---

FBS 5-5 - 3030190



## Knife disconnect terminal block - UT 2,5-MT P/P BU - 3046566

### accessories

FBS 10-5 - 3030213



FBS 20-5 - 3030226



FBS 50-5 - 3038930



### Mounting rail

NS 35/ 7,5 PERF 2000MM - 0801733



NS 35/ 7,5 UNPERF 2000MM - 0801681



## Knife disconnect terminal block - UT 2,5-MT P/P BU - 3046566

### accessories

NS 35/ 7,5 WH PERF 2000MM - 1204119



NS 35/ 7,5 WH UNPERF 2000MM - 1204122



NS 35/ 7,5 AL UNPERF 2000MM - 0801704



NS 35/ 7,5 ZN PERF 2000MM - 1206421



NS 35/ 7,5 ZN UNPERF 2000MM - 1206434



NS 35/ 7,5 CU UNPERF 2000MM - 0801762



# Knife disconnect terminal block - UT 2,5-MT P/P BU - 3046566

accessories

---

NS 35/ 7,5 CAP - 1206560



NS 35/15 PERF 2000MM - 1201730



NS 35/15 UNPERF 2000MM - 1201714



NS 35/15 WH PERF 2000MM - 0806602



NS 35/15 WH UNPERF 2000MM - 1204135





# Knife disconnect terminal block - UT 2,5-MT P/P BU - 3046566

## accessories

NS 35/15 AL UNPERF 2000MM - 1201756



NS 35/15 ZN PERF 2000MM - 1206599



NS 35/15 ZN UNPERF 2000MM - 1206586



NS 35/15 CU UNPERF 2000MM - 1201895



NS 35/15 CAP - 1206573



NS 35/15-2,3 UNPERF 2000MM - 1201798



# Knife disconnect terminal block - UT 2,5-MT P/P BU - 3046566

accessories

---

## Terminal marking

ZB 5 :UNBEDRUCKT - 1050004



UC-TM 5 - 0818108



UCT-TM 5 - 0828734



## Labeled terminal marker

ZB 5 CUS - 0824962



UC-TM 5 CUS - 0824581



## Knife disconnect terminal block - UT 2,5-MT P/P BU - 3046566

accessories

UCT-TM 5 CUS - 0829595



### Test plug terminal block

MPS-MT - 0201744



PAI-4-FIX-5/6 BU - 3035975



PAI-4-FIX-5/6 OG - 3035974



PAI-4-FIX-5/6 YE - 3035977



## Knife disconnect terminal block - UT 2,5-MT P/P BU - 3046566

### accessories

PAI-4-FIX-5/6 RD - 3035976



PAI-4-FIX-5/6 GN - 3035978



PAI-4-FIX-5/6 BK - 3035980



PAI-4-FIX-5/6 GY - 3035982



PAI-4-FIX-5/6 VT - 3035979



PAI-4-FIX-5/6 BN - 3035981



# Knife disconnect terminal block - UT 2,5-MT P/P BU - 3046566

accessories

---

PS-5 - 3030983



PS-5/2,3MM RD - 3038723



## Insulating sleeve

MPS-IH WH - 0201663



MPS-IH RD - 0201676



MPS-IH BU - 0201689



# Knife disconnect terminal block - UT 2,5-MT P/P BU - 3046566

## accessories

MPS-IH YE - 0201692



MPS-IH GN - 0201702



MPS-IH GY - 0201728



MPS-IH BK - 0201731



## End block

CLIPFIX 35 - 3022218



# Knife disconnect terminal block - UT 2,5-MT P/P BU - 3046566

accessories

CLIPFIX 35-5 - 3022276

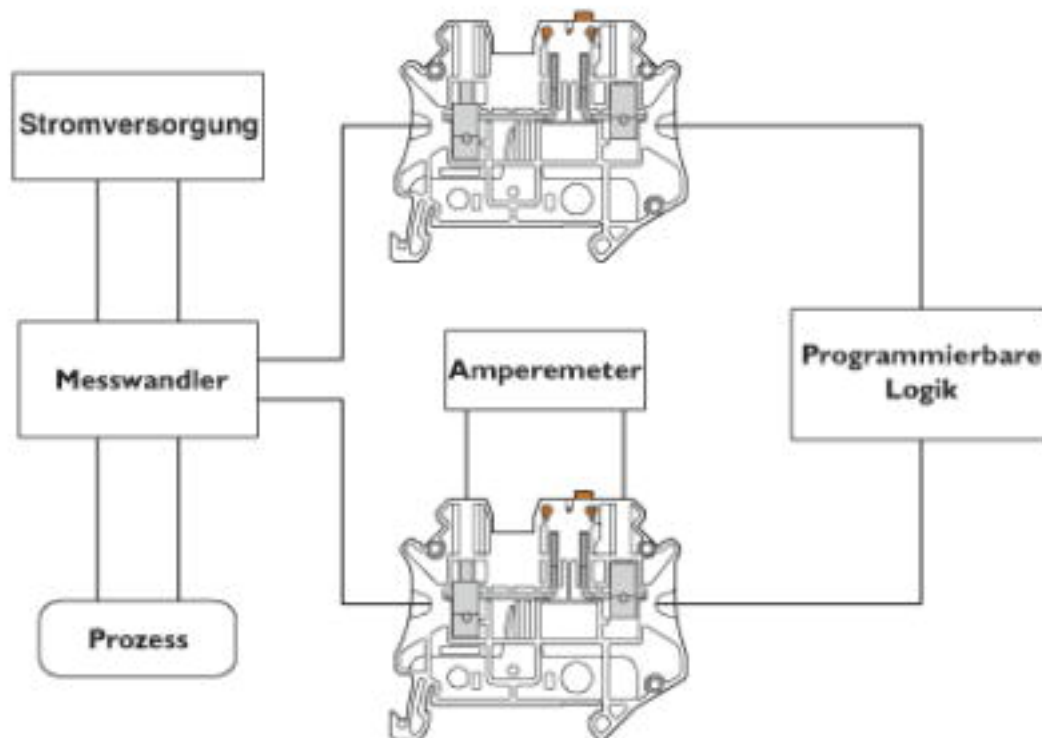


E/NS 35 N - 0800886



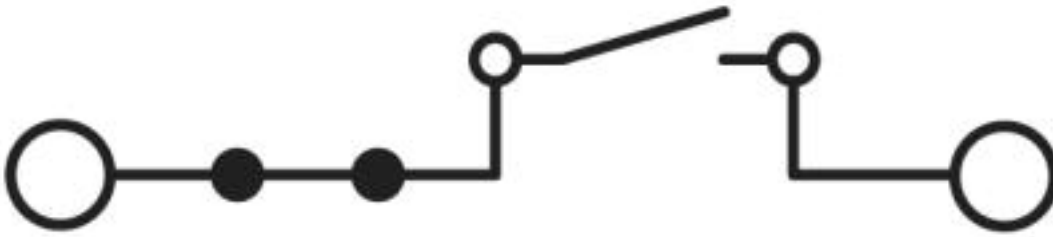
## Drawings

Application drawing



## Knife disconnect terminal block - UT 2,5-MT P/P BU - 3046566

Circuit diagram



© Phoenix Contact 2013 - all rights reserved  
<http://www.phoenixcontact.com>