

Miniatursteckverbinder Serie 720 Miniature connectors series 720

Bezeichnung
Description

Abbildung
Figure

Kabeldose
Female cable connector



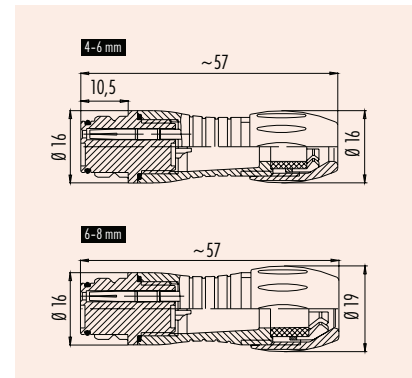
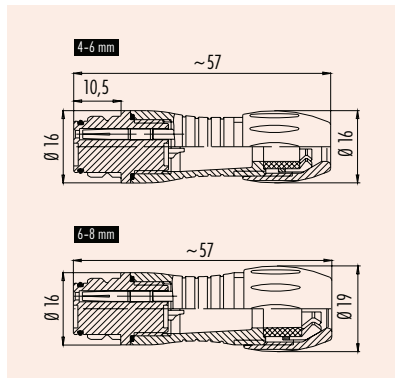
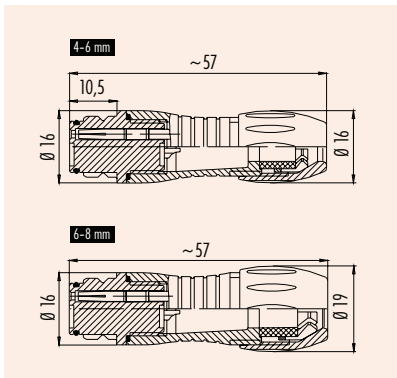
Kabeldose
Female cable connector



Kabeldose
Female cable connector



Maßzeichnung
Drawing



Bestell-Nr.
Ordering-No.

Polzahl Contacts	Kabel-Ø (mm) Cable-Ø (mm)	Bestell-Nr. Ordering-No.
3	4-6	99 9106 50 03
5	4-6	99 9114 50 05
8	4-6	99 9126 50 08
12	6-8	99 9134 52 12

Polzahl Contacts	Kabel-Ø (mm) Cable-Ø (mm)	Bestell-Nr. Ordering-No.
3	4-6	99 9106 60 03
5	4-6	99 9114 60 05
8	4-6	99 9126 60 08
12	6-8	99 9134 62 12

Polzahl Contacts	Kabel-Ø (mm) Cable-Ø (mm)	Bestell-Nr. Ordering-No.
3	4-6	99 9106 70 03
5	4-6	99 9114 70 05
8	4-6	99 9126 70 08
12	6-8	99 9134 72 12

Technische Daten Specifications

	3	5	8	12	
Polzahl	3	5	8	12	Number of contacts
Steckverbinder Verriegelung	schnapp/snap-in				Connector locking system
Anschlussart	löten/solder				Termination
Anschlussquerschnitt	max. 0,75 mm ² (max. AWG 20)		max. 0,25 mm ² (max. AWG 24)		Wire gauge
Kabeldurchlass	2,5-4 mm, 4-6 mm, 6-8 mm				Cable outlet
Schutzart	IP67				Degree of protection
Mechanische Lebensdauer	> 500 Steckzyklen/> 500 mating cycles				Mechanical operation
Obere Grenztemperatur	+ 85 °C				Upper temperature
Untere Grenztemperatur	- 40 °C				Lower temperature
Bemessungsspannung	250 V	125 V	125 V	60 V	Rated voltage
Bemessungsstoßspannung	2500 V	1500 V	2500 V	800 V	Rated impulse voltage
Verschmutzungsgrad	2				Pollution degree
Überspannungskategorie	II				Overvoltage categorie
Isolierstoffgruppe	II				Material group
Bemessungsstrom (40°C)	7 A	5 A	2 A		Rated current (40 °C)
Durchgangswiderstand	≤ 3 mΩ				Contact resistance
Material Kontakt	CuSn (Bronze/bronze)				Material of contact
Kontaktoberfläche	Au (Gold/gold)				Contact plating
Material Kontaktkörper	PA (UL 94 V-0)				Material of contact body
Material Gehäuse	PA (UL 94 V-0)				Material of housing