Printed-circuit board connector - FK-MC 0,5/12-ST-2,5 - 1881422

Please be informed that the data shown in this PDF Document is generated from our Online Catalog. Please find the complete data in the user's documentation. Our General Terms of Use for Downloads are valid (http://download.phoenixcontact.com)



The figure shows a 10-position version of the product

Plug component, Nominal current: 4 A, Rated voltage (III/2): 160 V, Number of positions: 12, Pitch: 2.5 mm, Connection method: Spring-cage conn., Color: green, Contact surface: Tin

Product Features

- Possible combinations with MC 0,5 and MCD 0,5 base strips with 2.5 mm pitch
- User-friendly actuation of the terminal point using a screwdriver
- Fast conductor connection thanks to Push-in spring-cage connection
- Test connection for accommodating 1 mm Ø test plug
- Individual position coding by removing the coding tab and connecting the coding profile to the header

Key commercial data

package_quantity	50
GTIN	4017918156671

Technical data

Dimensions

Pitch	2.5 mm
Dimension a	27.5 mm

General

Range of articles	FK-MC 0,5/..-ST
Insulating material group	I
Rated surge voltage (III/3)	1.5 kV
Rated surge voltage (III/2)	2.5 kV
Rated surge voltage (II/2)	2.5 kV
Rated voltage (III/3)	100 V
Rated voltage (III/2)	160 V
Rated voltage (II/2)	320 V
Connection in acc. with standard	EN-VDE
Nominal current I_N	4 A
Nominal cross section	0.5 mm²
Maximum load current	4 A (with 0.5 mm² conductor cross section)
Insulating material	PA
Inflammability class according to UL 94	V0

Printed-circuit board connector - FK-MC 0,5/12-ST-2,5 - 1881422

Technical data

General

Stripping length	8 mm
Number of positions	12

Connection data

Conductor cross section solid min.	0.14 mm²
Conductor cross section solid max.	0.5 mm²
Conductor cross section stranded min.	0.14 mm²
Conductor cross section stranded max.	0.5 mm²
Conductor cross section stranded, with ferrule without plastic sleeve min.	0.25 mm²
Conductor cross section stranded, with ferrule without plastic sleeve max.	0.5 mm²
Conductor cross section AWG/kcmil min.	26
Conductor cross section AWG/kcmil max	20
Minimum AWG according to UL/CUL	28
Maximum AWG according to UL/CUL	20

classifications

eCl@ss

eCl@ss 4.0	272607xx
eCl@ss 4.1	27260701
eCl@ss 5.0	27260701
eCl@ss 5.1	27260701
eCl@ss 6.0	27260704
eCl@ss 7.0	27440402
eCl@ss 8.0	27440402

ETIM

ETIM 3.0	EC001121
ETIM 4.0	EC002638
ETIM 5.0	EC002638

UNSPSC

UNSPSC 6.01	30211810
UNSPSC 7.0901	39121409
UNSPSC 11	39121409
UNSPSC 12.01	39121409
UNSPSC 13.2	39121409

approvals

UL Recognized / VDE Gutachten mit Fertigungsüberwachung / cUL Recognized / GOST / IECEE CB Scheme / GOST / CCA / cULus Recognized /

Printed-circuit board connector - FK-MC 0,5/12-ST-2,5 - 1881422

approvals

Approval details

UL Recognized

Usegroups	B
Nominal voltage UN	125 V
Nominal current IN	4 A
mm²/AWG/kcmil	28-20

VDE Gutachten mit Fertigungsüberwachung

Nominal voltage UN	100 V
Nominal current IN	4 A
mm²/AWG/kcmil	0.2-0.5

cUL Recognized

Usegroups	B
Nominal voltage UN	125 V
Nominal current IN	4 A
mm²/AWG/kcmil	28-20

GOST

IECEE CB Scheme

Nominal voltage UN	100 V
Nominal current IN	4 A
mm²/AWG/kcmil	0.2-0.5

Printed-circuit board connector - FK-MC 0,5/12-ST-2,5 - 1881422

approvals

CCA	
Nominal voltage UN	100 V
Nominal current IN	4 A
mm²/AWG/kcmil	0.2-0.5

cULus Recognized

accessories

Screwdriver tools

SZS 0,4X2,0 - 1205202



Labeled terminal marker

SK 2,54/2,8:FORTL.ZAHLEN - 0804853



Drawings

Printed-circuit board connector - FK-MC 0,5/12-ST-2,5 - 1881422

Diagram

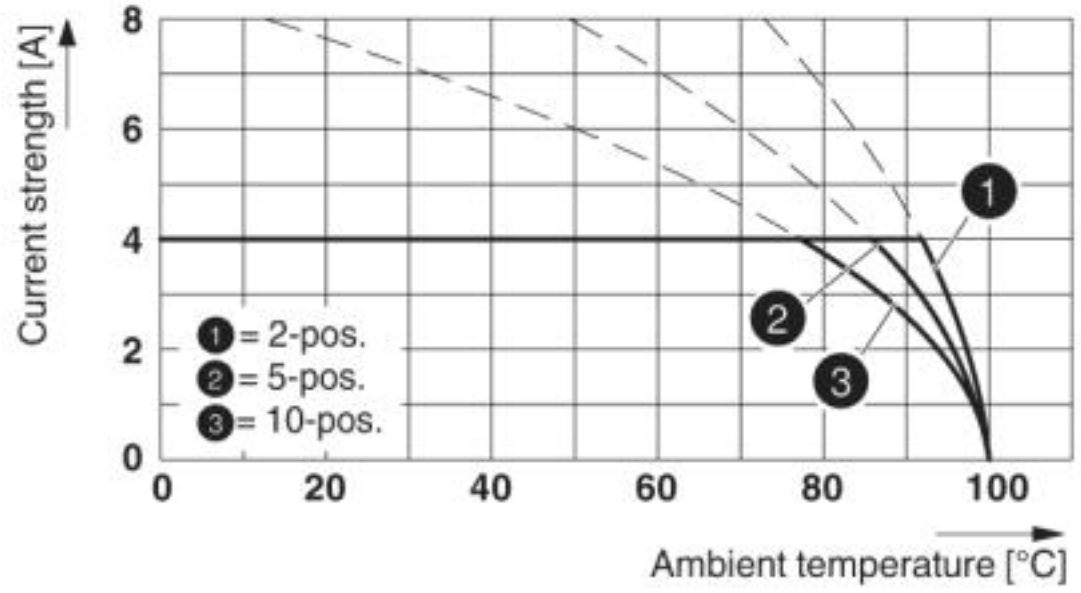

Type: FK-MC 0,5/...-ST-2,5 with MC 0,5/...-G-2,5

Diagram

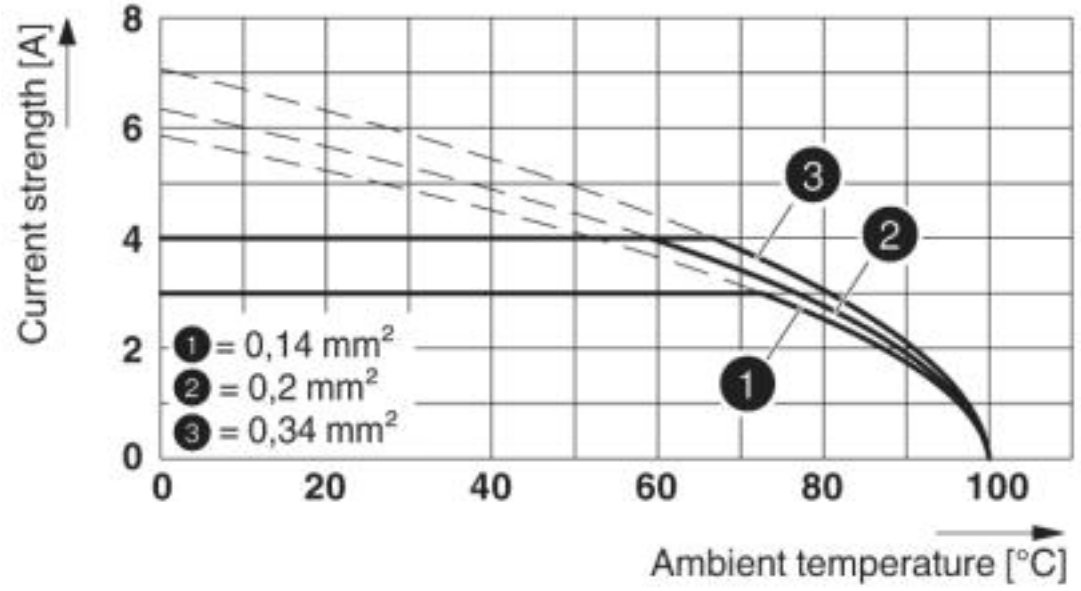

Type: FK-MC 0,5/...-ST-2,5 with MC 0,5/...-G-2,5

Printed-circuit board connector - FK-MC 0,5/12-ST-2,5 - 1881422

Diagram

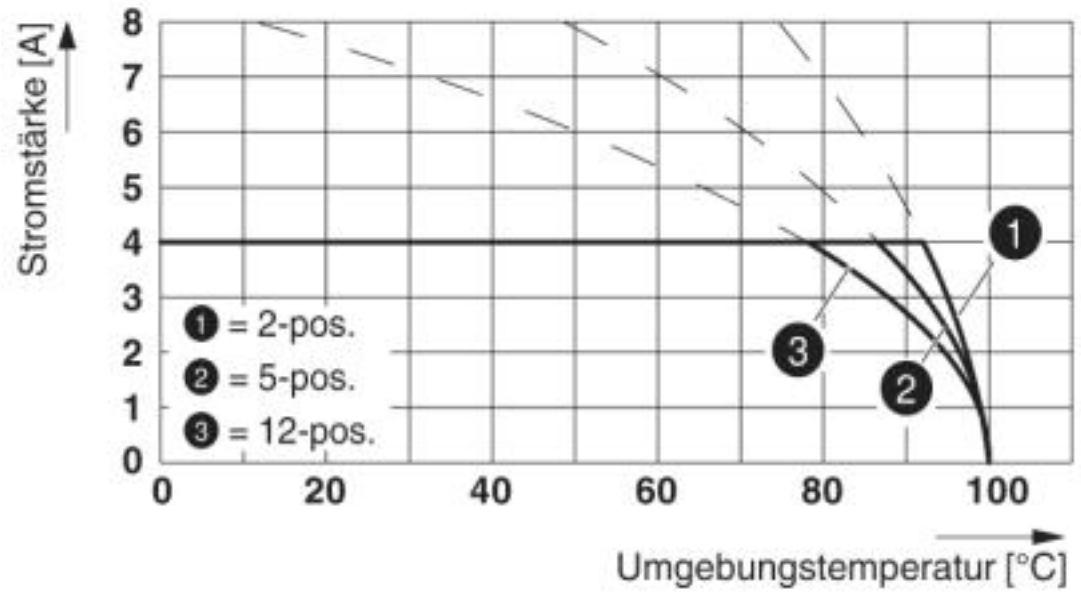

Type: FK-MC 0,5/...-ST-2,5 with MCV 0,5/...-G-2,5 THT

Diagram

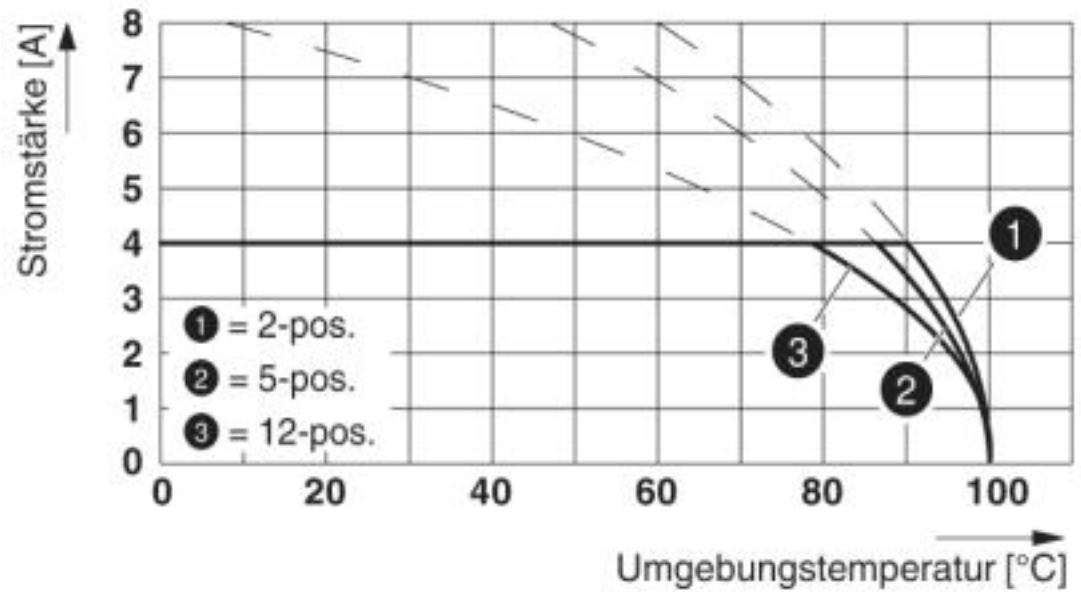

Type: FK-MC 0,5/...-ST-2,5 with MC 0,5/...-G-2,5 THT

Printed-circuit board connector - FK-MC 0,5/12-ST-2,5 - 1881422

Diagram

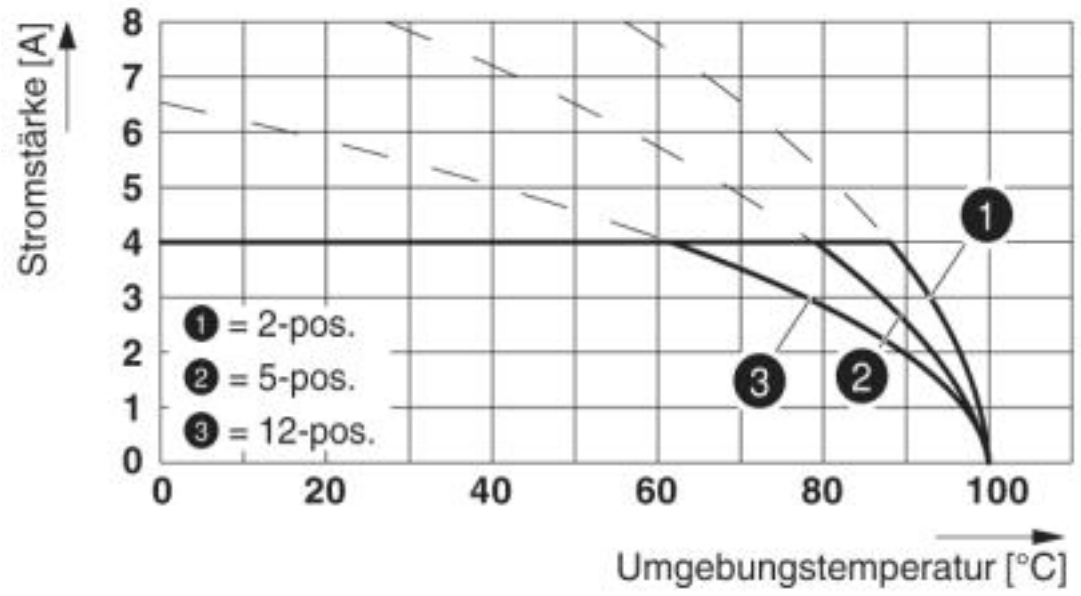

Type: FK-MC 0,5/...-ST-2,5 with MCD 0,5/...-G1-2,5

Diagram

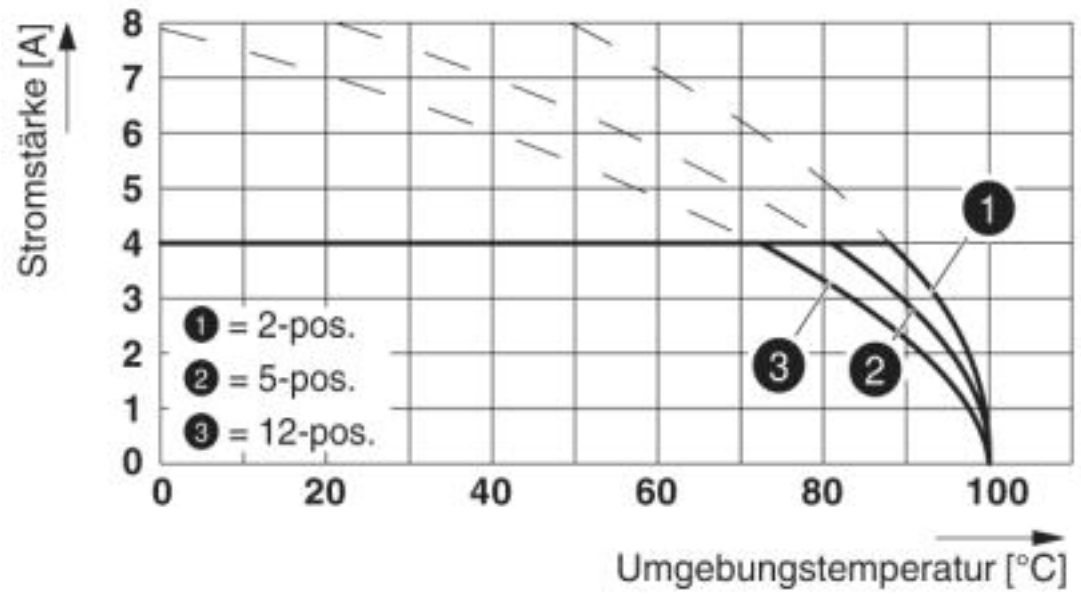

Type: FK-MC 0,5/...-ST-2,5 with MCDV 0,5/...-G1-2,5

Diagram

Type: FK-MC 0,5/...-ST-2,5 with MCV 0,5/...-G-2,5

Printed-circuit board connector - FK-MC 0,5/12-ST-2,5 - 1881422

Dimensioned drawing

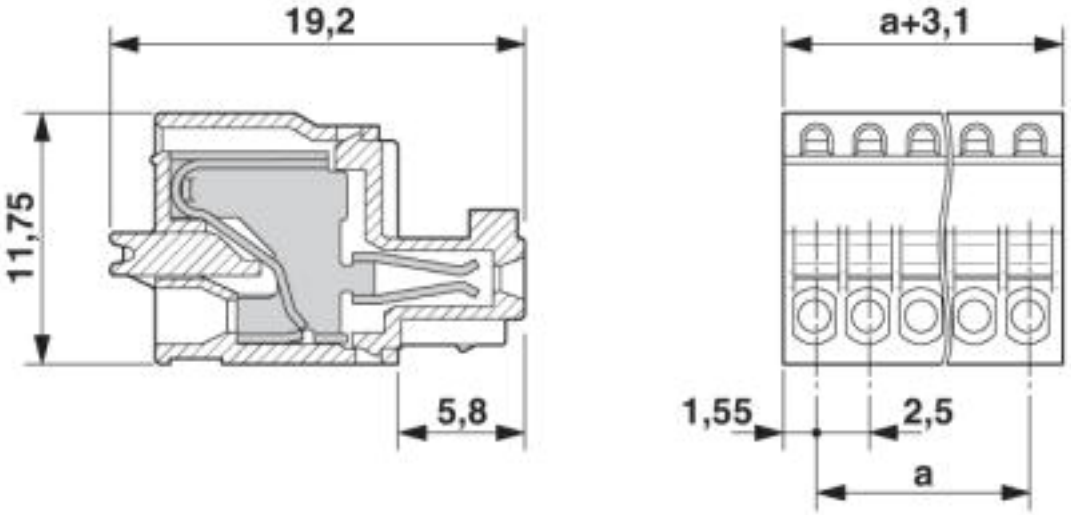

© Phoenix Contact 2013 - all rights reserved
http://www.phoenixcontact.com