

Relay Module - PR1-RSC3-LV-230AC/21 - 2834355

Please be informed that the data shown in this PDF Document is generated from our Online Catalog. Please find the complete data in the user's documentation. Our General Terms of Use for Downloads are valid (<http://download.phoenixcontact.com>)



Preassembled relay modules PR1-RSC... with screw connection, consisting of: Relay socket, power contact relay, pluggable display or interference suppression module and retaining bracket. Input voltage: 230 V AC, 1 PDT, 12 A

Product Features

- Safe isolation between coil and contact side
- Operational reliability thanks to sealed relay
- Logical contact arrangement thanks to 1/3-level relay base

Key commercial data

package_quantity	5
GTIN	4046356044240

Technical data

Note:

Utilization restriction	EMC: class A product, see manufacturer's declaration in the download area
--------------------------------	---

Dimensions

Width	16 mm
Height	78.5 mm
Depth	71 mm

Ambient conditions

Ambient temperature (operation)	-25 °C ... 60 °C
Ambient temperature (storage/transport)	-25 °C ... 85 °C

Coil side

Nominal input voltage U_N	230 V AC
Nominal input current at U_{IN}	6 mA (at 50 Hz)
Nominal input current at U_{IN}	5.5 mA (At 60 Hz)
Typical response time	3 ms ... 12 ms
Typical release time range	2 ms ... 22 ms
Operating voltage display	Yellow LED
Protective circuit	Varistor

Contact side

Contact type	1 PDT
---------------------	-------

Relay Module - PR1-RSC3-LV-230AC/21 - 2834355

Technical data

Contact side

Contact material	AgNi
Maximum switching voltage	250 V AC/DC
Minimum switching voltage	12 V (at 10 mA)
Maximum inrush current	30 A (300 ms)
Min. switching current	10 mA (at 12 V)
Limiting continuous current	12 A
Interrupting rating (ohmic load) max.	3000 W (for 250 V AC)
Interrupting rating (ohmic load) max.	50 W (at 110 V DC)
Interrupting rating (ohmic load) max.	80 W (at 220 V DC)
Interrupting rating (ohmic load) max.	288 W (at 24 V DC)
Interrupting rating (ohmic load) max.	(At 440 V AC)
Interrupting rating (ohmic load) max.	58 W (at 48 V DC)
Interrupting rating (ohmic load) max.	48 W (at 60 V DC)

General

Test voltage relay winding/relay contact	4 kV (50 Hz, 1 min.)
Operating mode	100% operating factor
Mechanical service life	3 x 10 ⁷ cycles
Standards/regulations	IEC 60664
Standards/regulations	EN 50178
Standards/regulations	IEC 62103
Pollution degree	3
Surge voltage category	III
Mounting position	Any
Assembly instructions	In rows with zero spacing

Connection data

Connection method	Screw connection
Conductor cross section solid min.	0.14 mm ²
Conductor cross section solid max.	2.5 mm ²
Conductor cross section stranded min.	0.14 mm ²
Conductor cross section stranded max.	2.5 mm ²
Conductor cross section AWG/kcmil min.	26
Conductor cross section AWG/kcmil max	14
Stripping length	8 mm
Screw thread	M3

classifications

eCl@ss

eCl@ss 4.0	27371102
eCl@ss 4.1	27371102

Relay Module - PR1-RSC3-LV-230AC/21 - 2834355

classifications

eCl@ss

eCl@ss 5.0	27371603
eCl@ss 5.1	27371603
eCl@ss 6.0	27371603
eCl@ss 7.0	27371603
eCl@ss 8.0	27371603

ETIM

ETIM 2.0	EC001456
ETIM 3.0	EC001456
ETIM 4.0	EC001456
ETIM 5.0	EC001456

UNSPSC

UNSPSC 6.01	30211917
UNSPSC 7.0901	39121516
UNSPSC 11	39121516
UNSPSC 12.01	39121516
UNSPSC 13.2	39121516

accessories

Marking material

MP 1 - 2833631



Device marking

EML (15X6) R YE - 0819288



Bridge


Relay Module - PR1-RSC3-LV-230AC/21 - 2834355

accessories

DB 50- 90 BU - 2821180



DB 50- 90 BK - 2820916



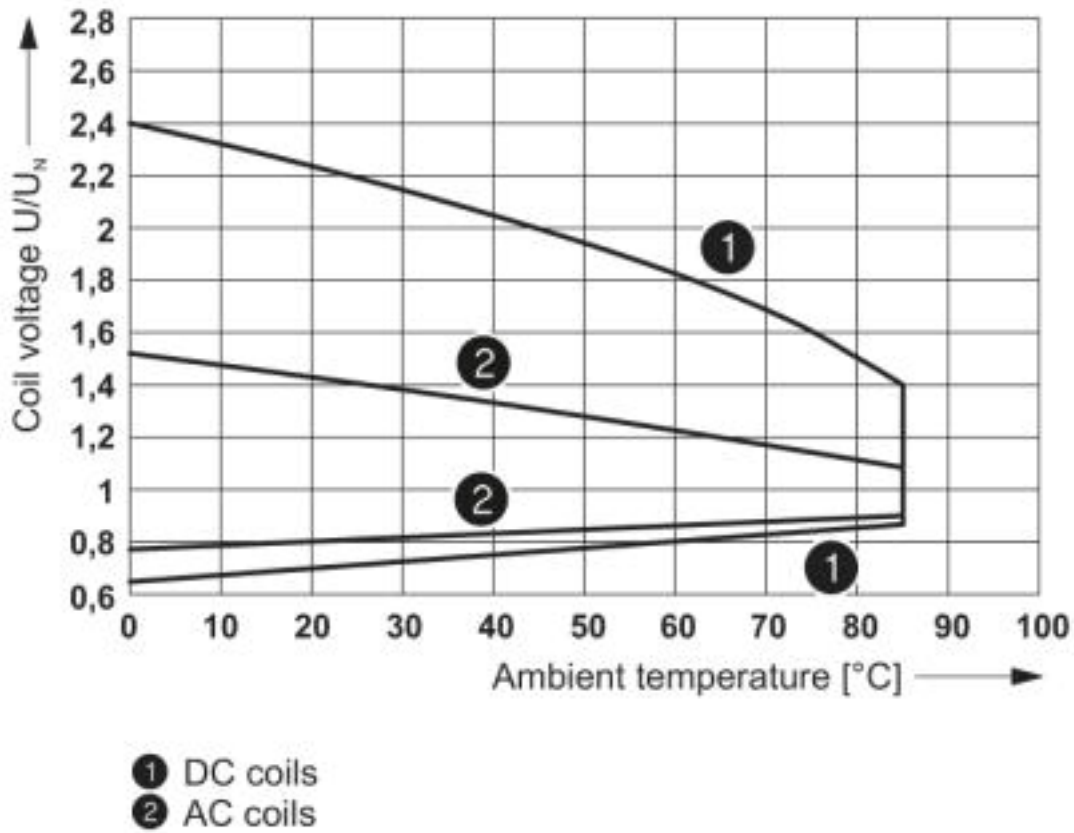
DB 50- 90 GY - 2820929



Drawings

Relay Module - PR1-RSC3-LV-230AC/21 - 2834355

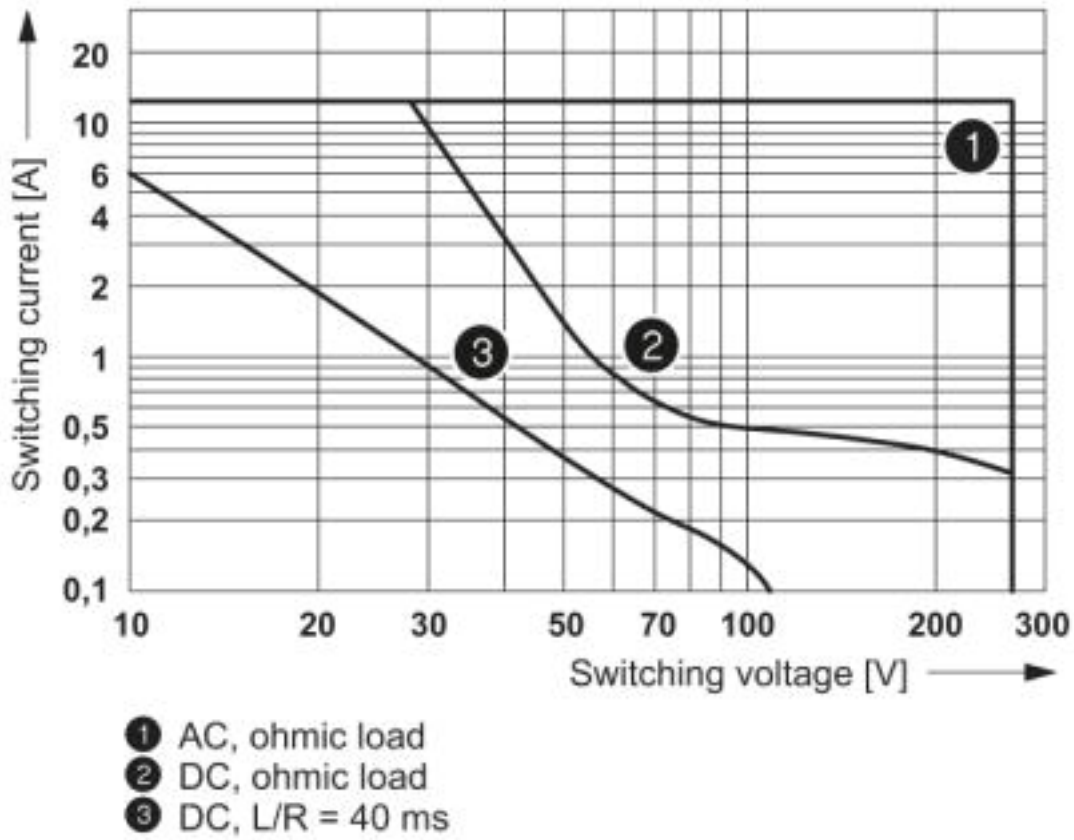
Diagram



Operating voltage range of the relay

Relay Module - PR1-RSC3-LV-230AC/21 - 2834355

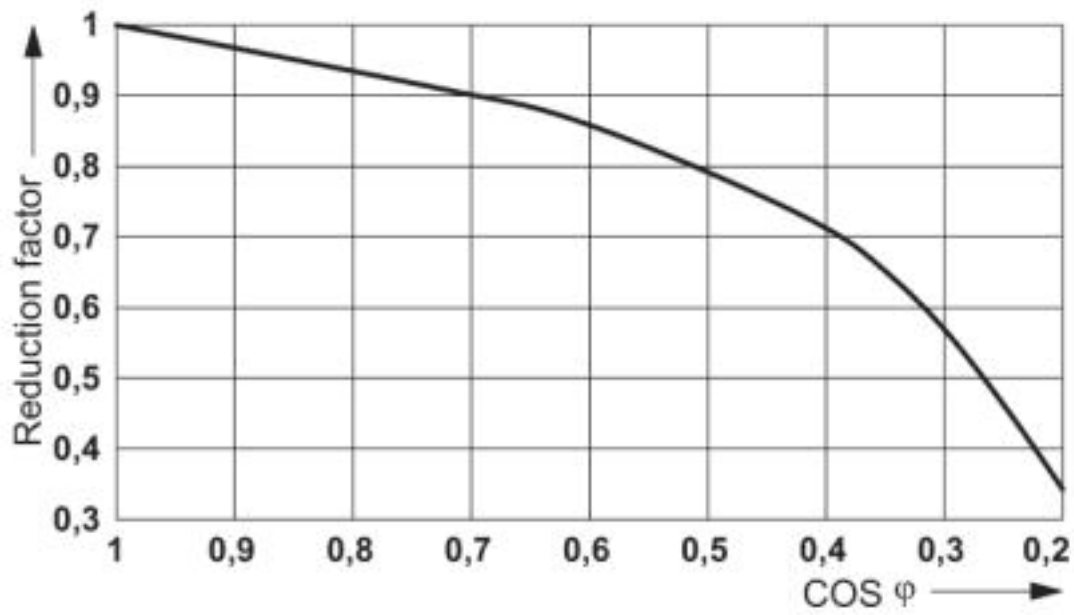
Diagram



Interrupting rating

Relay Module - PR1-RSC3-LV-230AC/21 - 2834355

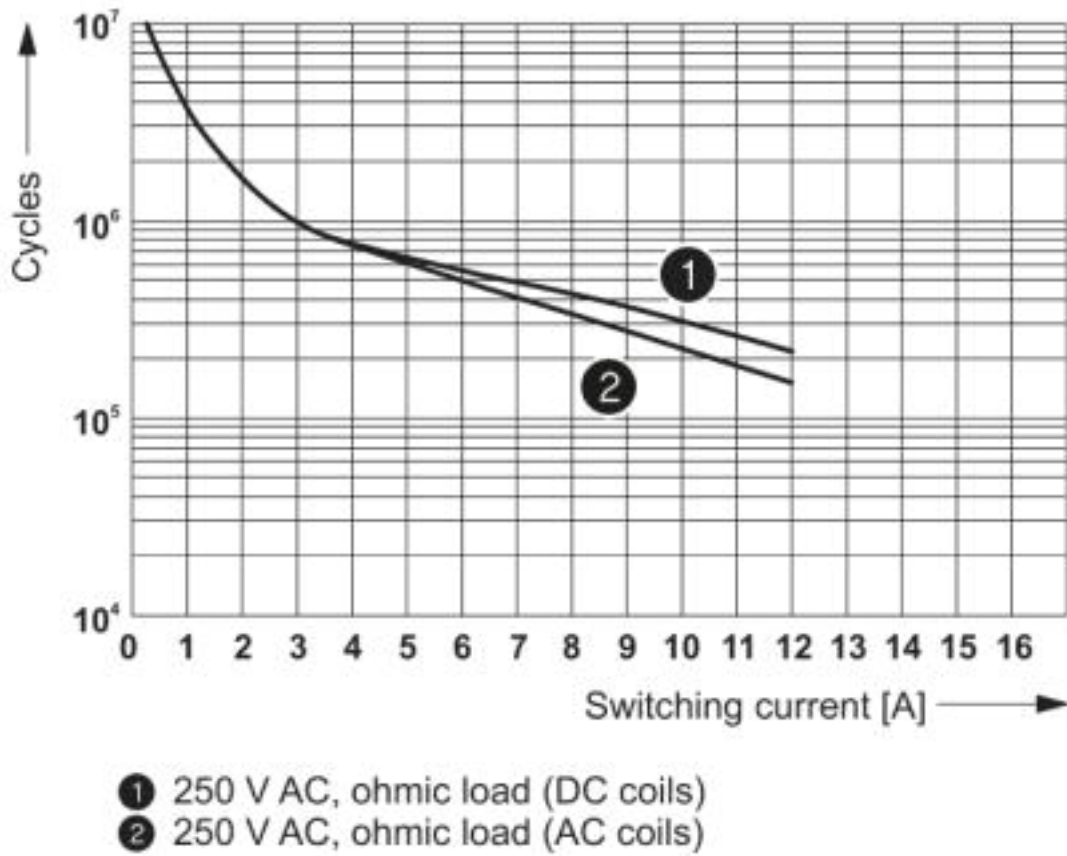
Diagram



Service life reduction factor with various cos phi

Relay Module - PR1-RSC3-LV-230AC/21 - 2834355

Diagram



Electrical service life

Relay Module - PR1-RSC3-LV-230AC/21 - 2834355

Circuit diagram

