

Terminal adapter - HC-B 6-A-DT-PEL-F - 1648351

Please be informed that the data shown in this PDF Document is generated from our Online Catalog. Please find the complete data in the user's documentation. Our General Terms of Use for Downloads are valid (<http://download.phoenixcontact.com>)



HEAVYCON terminal adapter socket insert, B6 series, 6-pos., for the left side of the control cabinet, push-in connection

Key commercial data

package_quantity	5
GTIN	4046356092074

Technical data

Dimensions

Drill hole distance, horizontal	44 mm
Height	72.1 mm

Ambient conditions

Ambient temperature (operation)	-40 °C ... 125 °C
--	-------------------

Electrical characteristics

Note	For HEAVYCON-ADVANCE mounting flange and HEAVYCON panel mounting base of B6 type
Number of positions	6
Rated voltage (III/3)	500 V
Rated surge voltage	6 kV
Rated current	16 A

Mechanical characteristics

Design	B6
Connection method	Push-in connection
Stripping length of the individual wire	10 mm (13 mm if ferrules are used)
Conductor cross section	0.5 mm ² ... 2.5 mm ²
Connection cross section AWG	22 ... 12

General

Contact material	Copper alloy
Contact surface material	Ag
Contact carrier material	PA
Pollution degree	3
Surge voltage category	III

Terminal adapter - HC-B 6-A-DT-PEL-F - 1648351

Technical data

General

Inflammability class according to UL 94	V0
Assembly instructions	1) Insert ferrules. 0.5 mm ² ... 2.5 mm ² with insulating collar, length 10 mm, stripping length 13 mm, 2) Screwdriver SZF0-0,4x2,5 (similar to DIN 5264)
Installation instructions	Connectors may be plugged in only when there is no load/voltage.

classifications

eCl@ss

eCl@ss 4.0	27140816
eCl@ss 4.1	27140816
eCl@ss 5.0	27143424
eCl@ss 5.1	27143424
eCl@ss 6.0	27143424
eCl@ss 7.0	27440209
eCl@ss 8.0	27440209

ETIM

ETIM 3.0	EC000438
ETIM 4.0	EC000438
ETIM 5.0	EC000438


UNSPSC

UNSPSC 6.01	30211923
UNSPSC 7.0901	39121522
UNSPSC 11	39121522
UNSPSC 12.01	39121522
UNSPSC 13.2	39121522

approvals

CSA / UL Recognized / cUL Recognized / cULus Recognized /

Approval details

	
Nominal voltage UN	600 V
Nominal current IN	13 A
mm ² /AWG/kcmil	22-14

Terminal adapter - HC-B 6-A-DT-PEL-F - 1648351

approvals

UL Recognized	
Nominal voltage UN	600 V
Nominal current IN	13 A
mm ² /AWG/kcmil	22-14

cUL Recognized	
Nominal voltage UN	600 V
Nominal current IN	13 A
mm ² /AWG/kcmil	22-14

cULus Recognized	
-------------------------	--

accessories

Mounting material

HC-KA-FE - 1775240



HC-VSH - 1660083



Terminal adapter - HC-B 6-A-DT-PEL-F - 1648351

accessories

HC-B-PES - 1604997



HC-B-3PE - 1644326



Coding element

CP-HC - 1686478



HC-CST - 1676857



HC-CBU - 1676860



Terminal adapter - HC-B 6-A-DT-PEL-F - 1648351

accessories

HC-CB - 1772722



Labeled terminal marker

ZBF-U CUS - 0828525



Screwdriver tools

SZF 0-0,4X2,5 - 1204504



accessories

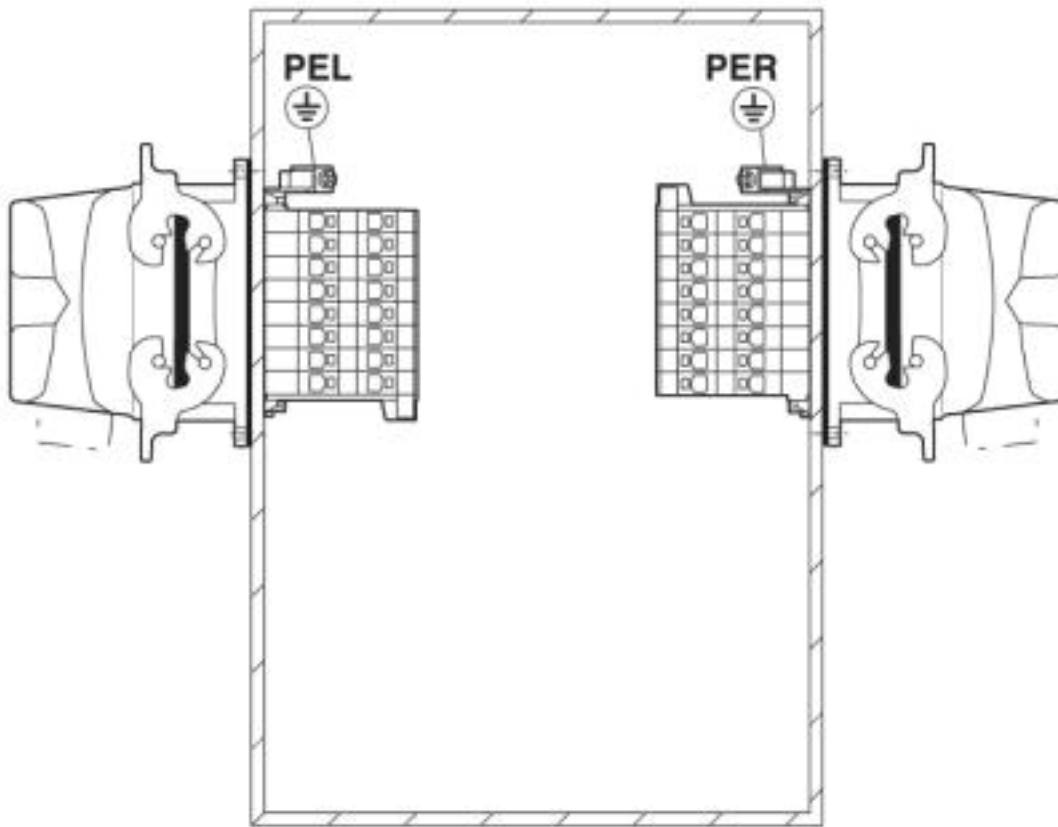
ZBF-U:SO/CMS - 0810779



Drawings

Terminal adapter - HC-B 6-A-DT-PEL-F - 1648351

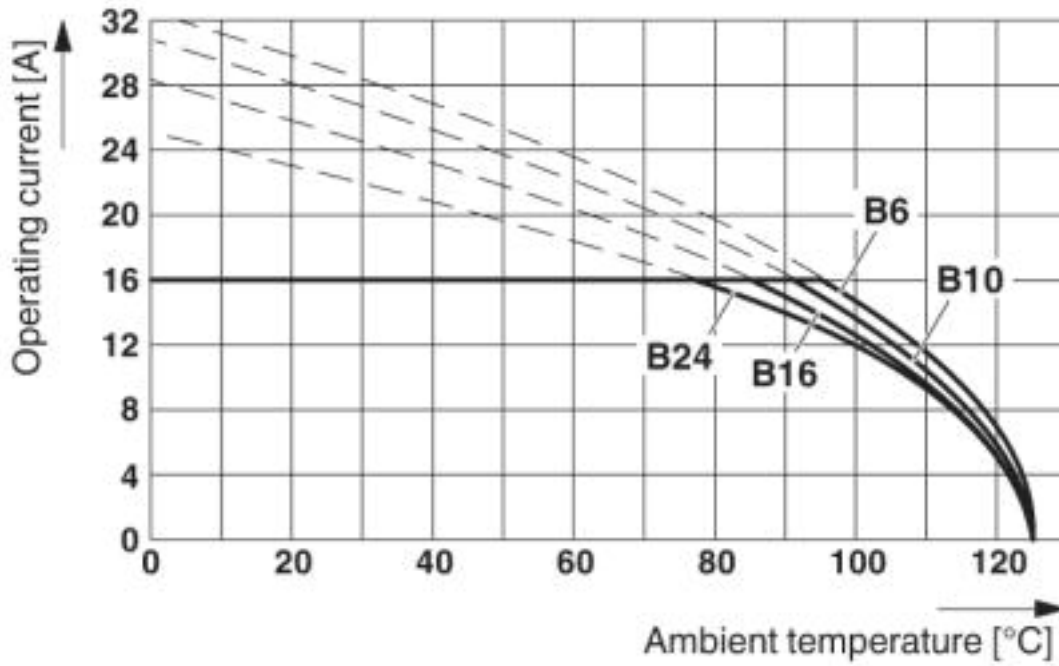
Application drawing



Mounting position PE connection left/right (PEL/PER)

Terminal adapter - HC-B 6-A-DT-PEL-F - 1648351

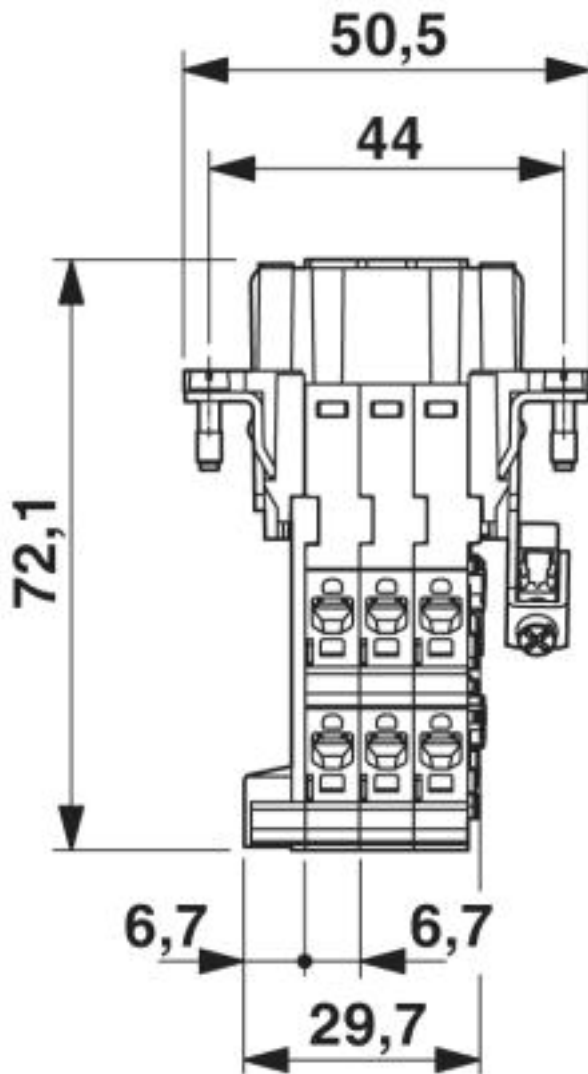
Diagram



Derating diagram

Terminal adapter - HC-B 6-A-DT-PEL-F - 1648351

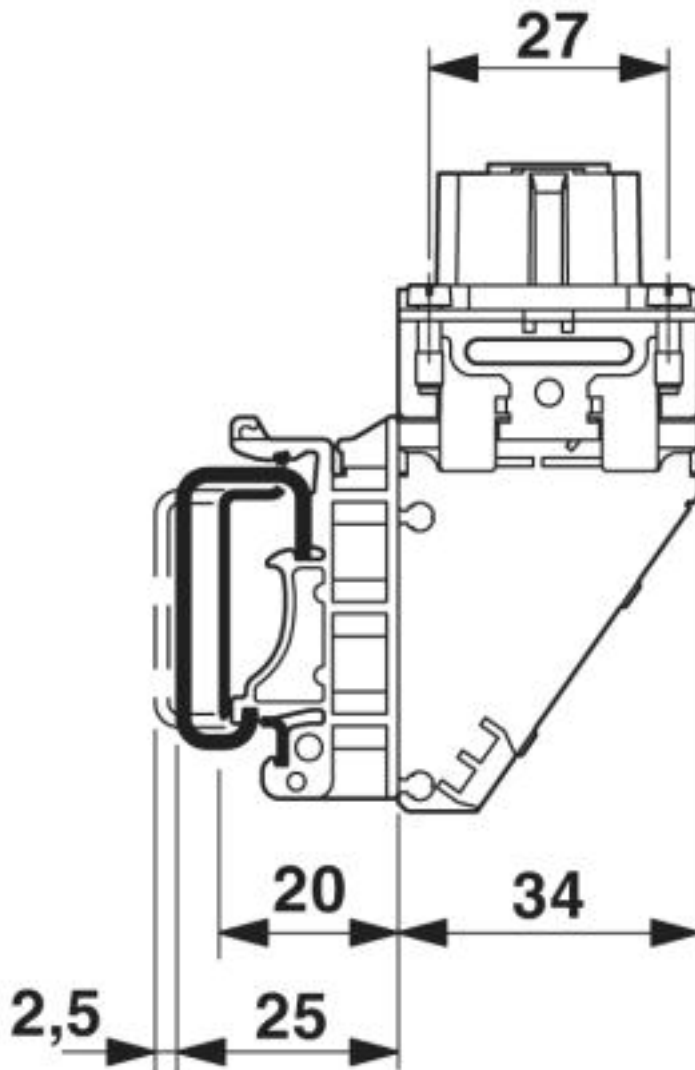
Dimensioned drawing



Dimensional drawing

Terminal adapter - HC-B 6-A-DT-PEL-F - 1648351

Dimensioned drawing



Dimensional drawing, side view

© Phoenix Contact 2013 - all rights reserved
<http://www.phoenixcontact.com>