

D-SUB combination contact insert - VS-15-ST-DSUB-2P-5S - 1688227

Please be informed that the data shown in this PDF Document is generated from our Online Catalog. Please find the complete data in the user's documentation. Our General Terms of Use for Downloads are valid (<http://download.phoenixcontact.com>)



D-SUB contact insert, shell size 2, with five signal contacts with solder cup, straight, accommodation for two combined contacts, contact type pin, fixing with a 3 mm hole, for panel mounting frame and sleeve housing VS-15-...

Key commercial data

package_quantity	10
GTIN	4017918179625

Technical data

Mechanical characteristics

Number of positions	7
Connection profile	D-SUB 15
Insertion/withdrawal cycles	≥ 200
Connection method	Solder cup
Conductor cross section	0.5 mm ²
Connection cross section AWG	20
Insertion force per signal contact	≤ 3.40 N
Extraction force per signal contact	≥ 0.2 N

Ambient conditions

Ambient temperature (operation)	-55 °C ... 125 °C
---------------------------------	-------------------

Material data

Inflammability class according to UL 94	V0
Housing material	Steel, yellow chromated
Contact carrier material	PBTP
Contact material	Copper alloy
Contact surface material	Gold over nickel

Electrical characteristics

Rated voltage (III/3)	250 V
Rated surge voltage	1 kV
Rated current	5 A
Contact resistance per contact pair	≤ 2.7 mΩ
Insulation resistance	≥ 5 GΩ

D-SUB combination contact insert - VS-15-ST-DSUB-2P-5S - 1688227

Technical data

classifications

eCl@ss

eCl@ss 4.0	27140816
eCl@ss 4.1	27260701
eCl@ss 5.0	27260701
eCl@ss 5.1	27260701
eCl@ss 6.0	27260705
eCl@ss 7.0	27440309
eCl@ss 8.0	27440309

ETIM

ETIM 2.0	EC000438
ETIM 3.0	EC000438
ETIM 4.0	EC000438
ETIM 5.0	EC000438


UNSPSC

UNSPSC 6.01	30211923
UNSPSC 7.0901	39121522
UNSPSC 11	39121522
UNSPSC 12.01	39121522
UNSPSC 13.2	39121522

approvals

GOST /

Approval details



accessories

Screw contact

D-SUB combination contact insert - VS-15-ST-DSUB-2P-5S - 1688227

accessories

VS-ST-SC-2,6 - 1655483



Solder contact

VS-ST-KX-50-RG178 - 1655506



VS-ST-KX-50-RG174 - 1655548



VS-ST-KX-50-RG58 - 1655580



VS-ST-KX-75-RG179/187 - 1655629



D-SUB combination contact insert - VS-15-ST-DSUB-2P-5S - 1688227

accessories

VS-ST-LK-3,6/22,4/2,6 - 1688243

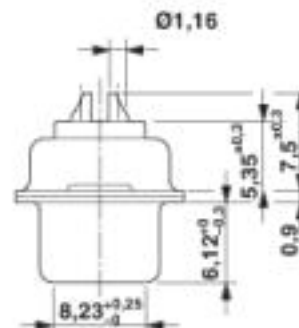
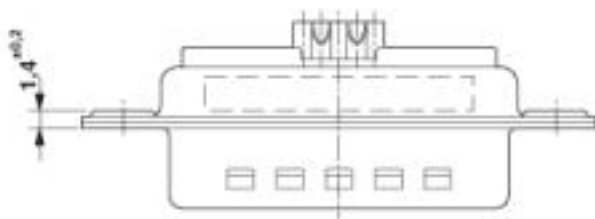
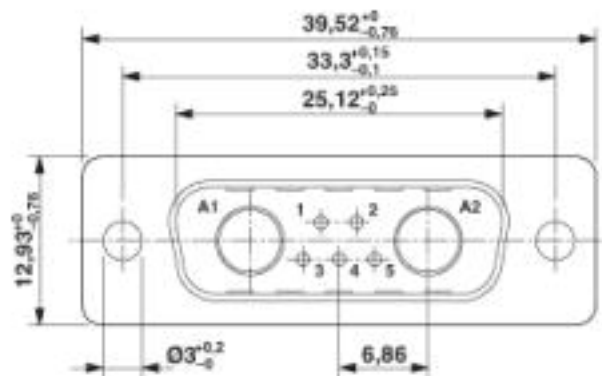


VS-ST-LK-3,6/22,4/4,6 - 1688269



Drawings

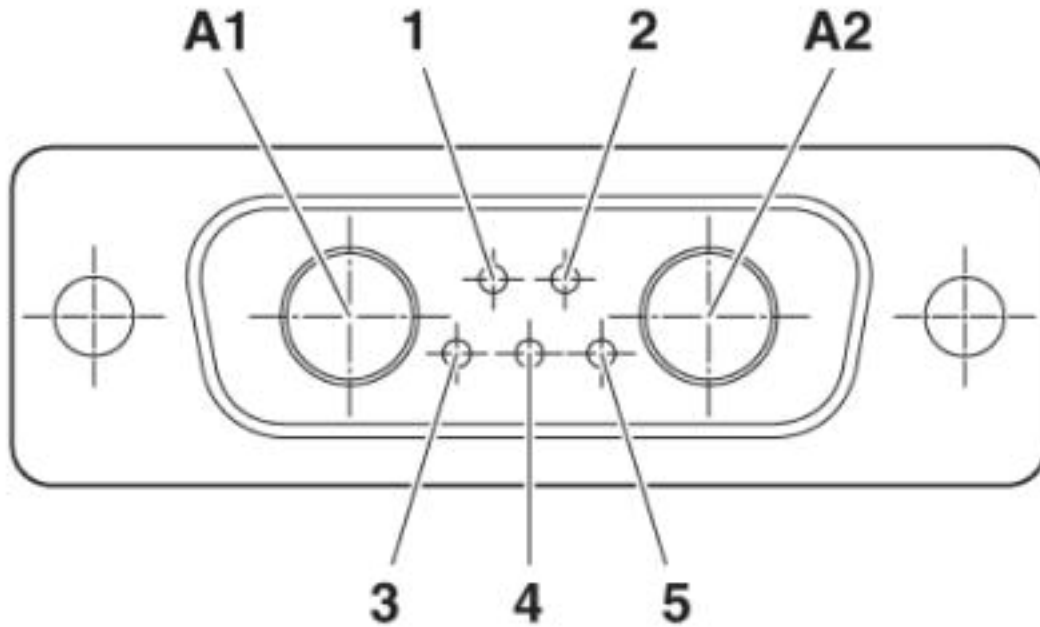
Dimensioned drawing



D-SUB contact insert

D-SUB combination contact insert - VS-15-ST-DSUB-2P-5S - 1688227

Schematic diagram



© Phoenix Contact 2013 - all rights reserved
<http://www.phoenixcontact.com>