

Connector hood - SACB-C-H180-8/16-10,0PUR SCO P - 1453216

Please be informed that the data shown in this PDF Document is generated from our Online Catalog. Please find the complete data in the user's documentation. Our General Terms of Use for Downloads are valid (<http://download.phoenixcontact.com>)



Connector hood, For use in Sensor/actuator box, Connection method: M12-SPEEDCON-socket Plastic, Number of slots: 8, Slot assignment: Double, Status indication: No; Master cable connection: Pluggable screw connection 180°, Cable length: 10 m, Shielding: No

Key commercial data

package_quantity	1
GTIN	4046356553445

Technical data

General

Rated voltage	120 V
Current carrying capacity per I/O signal	2 A
Total rated current	10 A
Number of slots	8
Sensor/actuator connection system	M12-SPEEDCON-socket

Ambient conditions

Degree of protection	IP65
Degree of protection	IP67
Ambient temperature (operation)	-25 °C ... 80 °C
Ambient temperature (operation)	-40 °C ... 90 °C (for fixed installation)
Ambient temperature (operation)	-5 °C ... 80 °C (for flexible installation)

Master cable connection data

Connection method	Pluggable screw connection
Length of cable	10 m
Tightening torque, cover screw	1 Nm
Tightening torque, union nut	2.5 Nm

Insulation material

Housing material	PBT
Material of contact, master cable side	CU alloy
Material of contact surface, master cable side	Sn
Material of the contact carrier on the master cable side	PA
Sealing material	NBR

Connector hood - SACB-C-H180-8/16-10,0PUR SCO P - 1453216

Technical data

Pin assignment

Slot/position = Wire color or connection	1 / 4 (A) = WH
Slot/position = Wire color or connection	1 / 2 (B) = GY/PK
Slot/position = Wire color or connection	2 / 4 (A) = GN
Slot/position = Wire color or connection	2 / 2 (B) = RD/BU
Slot/position = Wire color or connection	3 / 4 (A) = YE
Slot/position = Wire color or connection	3 / 2 (B) = WH/GN
Slot/position = Wire color or connection	4 / 4 (A) = GY
Slot/position = Wire color or connection	4 / 2 (B) = BN/GN
Slot/position = Wire color or connection	5 / 4 (A) = PK
Slot/position = Wire color or connection	5 / 2 (B) = WH/YE
Slot/position = Wire color or connection	6 / 4 (A) = RD
Slot/position = Wire color or connection	6 / 2 (B) = YE/BN
Slot/position = Wire color or connection	7 / 4 (A) = BK
Slot/position = Wire color or connection	7 / 2 (B) = WH/GY
Slot/position = Wire color or connection	8 / 4 (A) = VT
Slot/position = Wire color or connection	8 / 2 (B) = GY/BN
Slot/position = Wire color or connection	1-8 / 1 (+ 120 V) = BN
Slot/position = Wire color or connection	1-8 / 3 (0 V) = BU
Slot/position = Wire color or connection	1-8 / 5 (PE) = GN/YE

Cable

Cable type	PUR/PVC black
Cable type (abbreviation)	PUR
Cable abbreviation	LiYY11Y-HF
UL AWM style	20549 (80°C/300 V)
Conductor cross section	16x 0.5 mm ² (signal line)
Conductor cross section	3x 1 mm ² (power line)
AWG signal line	20
AWG power supply	17
Conductor structure signal line	28x 0.15 mm
Conductor structure, voltage supply	56x 0.15 mm
Core diameter including insulation	1.5 mm ±0.1 mm (signal line)
Core diameter including insulation	2.1 mm ±0.1 mm (power line)
Wire colors	Brown, blue, green-yellow, white, green, yellow, gray, pink, red, black, violet, gray-pink, red-blue, white-green, brown-green, white-yellow, yellow-brown, white-gray, gray-brown
Overall twist	Wires twisted in layers
External sheath, color	Black RAL 9005
Inner sheath thickness	≥ 0.15 mm
Outer sheath thickness	≥ 0.76 mm
External cable diameter D	10.5 mm ± 0.2 mm
Minimum bending radius, fixed installation	7.5 x D

Connector hood - SACB-C-H180-8/16-10,0PUR SCO P - 1453216

Technical data

Cable

Minimum bending radius, flexible installation	10 x D
Number of bending cycles	1500000
Minimum bending radius, drag chain applications	10 x D
Traversing path	2 m
Traversing rate	2 m/s
Cable weight	183.7 kg/km
Outer sheath, material	PUR
Material, inner sheath	PVC
Material conductor insulation	PVC
Conductor material	Bare Cu litz wires
Nominal voltage, cable	300 V
Test voltage, cable	2000 V
Special properties	Silicone-free
Flame resistance	According to DIN EN 50265
Resistance to oil	As per VDE 0472 Part 803
Other resistance	Highly resistant to acids, alkaline solutions and solvents
Ambient temperature (operation)	-40 °C ... 90 °C (cable, fixed installation)
Ambient temperature (operation)	-5 °C ... 80 °C (cable, flexible installation)

classifications

eCl@ss

eCl@ss 4.0	27140815
eCl@ss 4.1	27140815
eCl@ss 5.0	27143423
eCl@ss 5.1	27143423
eCl@ss 6.0	27143423
eCl@ss 7.0	27449001
eCl@ss 8.0	27449001

ETIM

ETIM 4.0	EC002585
ETIM 5.0	EC001855

UNSPSC




UNSPSC 6.01	31261501
UNSPSC 7.0901	31261501
UNSPSC 11	31261501
UNSPSC 12.01	31261501
UNSPSC 13.2	31261501

Connector hood - SACB-C-H180-8/16-10,0PUR SCO P - 1453216

approvals

UL Recognized / cUL Recognized / GOST / cULus Recognized /

Approval details



accessories

Header with metric measurement slots

SACB-8/16-L-C GG SCO P - 1452916



Screwdriver tools

SZK PZ2 VDE - 1206463



Connector hood - SACB-C-H180-8/16-10,0PUR SCO P - 1453216

accessories

SAC BIT HOOD-W 24 - 1212486



TSD-M SAC-BIT ADAPTER - 1212600



Torque tool

TSD-M 1,2NM - 1212224



TSD 25 SAC - 1212315



TSD-M 3NM - 1212225



Cable by the meter

Connector hood - SACB-C-H180-8/16-10,0PUR SCO P - 1453216

accessories

SACB-16X0,5/ 3X1,0-50,0 PUR - 1503373



SACB-16X0,5/ 3X1,0-200,0 PUR - 1559893



SACB-16X0,5/ 3X1,0-50,0 VPUR - 1430938



Device marking

SS-ZB 17,5 WH - 0804963



SS-ZB 17,5 YE - 0804976



Labeled device marker

Connector hood - SACB-C-H180-8/16-10,0PUR SCO P - 1453216

accessories

SS-ZB 17,5 WH CUS - 0824468



SS-ZB 17,5 YE CUS - 0824469



Drawings

© Phoenix Contact 2013 - all rights reserved
<http://www.phoenixcontact.com>