

Sensor/actuator box - SACB-8/ 8-L- 5,0PUR SCO P - 1452699

Please be informed that the data shown in this PDF Document is generated from our Online Catalog. Please find the complete data in the user's documentation. Our General Terms of Use for Downloads are valid (<http://download.phoenixcontact.com>)



Sensor/actuator box, Connection method: M12-SPEEDCON-socket Plastic, Number of slots: 8, Number of positions: 4, Slot assignment: Single, Status indication: Yes, pnp; Master cable connection: Fixed connection 180°, PUR/PVC, Cable length: 5 m, Shielding: No

Product Features

- Safety in the field, thanks to molded housing and high degree of protection
- Flexible, distributed bundling of signals in one master cable
- Convenient: increased machine availability thanks to quick and easy diagnostics
- Save time, thanks to installation with SPEEDCON rapid interlock system



Key commercial data

package_quantity	1
GTIN	4046356553988

Technical data

General

Rated voltage	24 V DC
Max. operating voltage U_{max}	30 V DC
Current carrying capacity per I/O signal	2 A
Current carrying capacity per slot	4 A
Total rated current	12 A
Number of positions	4
Number of slots	8
Sensor/actuator connection system	M12-SPEEDCON-socket

Ambient conditions

Degree of protection	IP65
Degree of protection	IP67
Ambient temperature (operation)	-25 °C ... 80 °C
Ambient temperature (operation)	-40 °C ... 90 °C (for fixed installation)
Ambient temperature (operation)	-5 °C ... 80 °C (for flexible installation)

Local diagnostics function

Local diagnostics	Supply voltage Green LED
Local diagnostics	Status display I/O Yellow LED

Sensor/actuator box - SACB-8/ 8-L- 5,0PUR SCO P - 1452699

Technical data

Master cable connection data

Connection method	Fixed connection
Length of cable	5 m
Tightening torque slot sensor/actuator cable	0.4 Nm
Tightening torque screw plug	0.4 Nm

Insulation material

Housing material	PBT
Material of the moulding mass	PUR
Contact material	Cu alloy
Contact surface material	Gold-plated
Contact carrier material	PA
Material of threaded sleeve	PBT
Material, O-ring	NBR

Pin assignment

Slot/position = Wire color or connection	1 / 4 (A) = WH
Slot/position = Wire color or connection	2 / 4 (A) = GN
Slot/position = Wire color or connection	3 / 4 (A) = YE
Slot/position = Wire color or connection	4 / 4 (A) = GY
Slot/position = Wire color or connection	5 / 4 (A) = PK
Slot/position = Wire color or connection	6 / 4 (A) = RD
Slot/position = Wire color or connection	7 / 4 (A) = BK
Slot/position = Wire color or connection	8 / 4 (A) = VT
Slot/position = Wire color or connection	1-8 / 1 (+ 24 V) = BN
Slot/position = Wire color or connection	1-8 / 3 (0 V) = BU
Slot/position = Wire color or connection	1-8 / 5 (PE) = GN/YE

Cable

Cable type	PUR/PVC black
Cable type (abbreviation)	PUR
Cable abbreviation	LiYY11Y-HF
UL AWM style	20549 (80°C/300 V)
Conductor cross section	8x 0.34 mm ² (signal line)
Conductor cross section	3x 0.75 mm ² (power line)
AWG signal line	22
AWG power supply	18
Conductor structure signal line	19x 0.15 mm
Conductor structure, voltage supply	42x 0.15 mm
Core diameter including insulation	1.3 mm ±0.1 mm (signal line)
Core diameter including insulation	1.8 mm ±0.1 mm (power line)
Thickness, insulation	≥ 0.15 mm (Inner sheath)
Thickness, insulation	≥ 0.38 mm (Outer cable sheath)
Overall twist	Wires twisted in layers

Sensor/actuator box - SACB-8/ 8-L- 5,0PUR SCO P - 1452699

Technical data

Cable

External sheath, color	Black RAL 9005
External cable diameter D	8.5 mm ± 0.2 mm
Minimum bending radius, fixed installation	7.5 x D
Minimum bending radius, flexible installation	10 x D
Number of bending cycles	1500000
Minimum bending radius, drag chain applications	10 x D
Traversing path	2 m
Traversing rate	2 m/s
Cable weight	107.4 kg/km
Outer sheath, material	PUR
Material, inner sheath	PVC
Material conductor insulation	PVC
Conductor material	Bare Cu litz wires
Nominal voltage, cable	300 V
Test voltage, cable	2000 V
Special properties	Silicone-free
Flame resistance	DIN EN 50265
Resistance to oil	As per VDE 0472 Part 803
Other resistance	Highly resistant to acids, alkaline solutions and solvents
Ambient temperature (operation)	-40 °C ... 90 °C (cable, fixed installation)
Ambient temperature (operation)	-5 °C ... 80 °C (cable, flexible installation)

classifications

eCl@ss

eCl@ss 4.0	27140815
eCl@ss 4.1	27140815
eCl@ss 5.0	27143423
eCl@ss 5.1	27143423
eCl@ss 6.0	27279219
eCl@ss 7.0	27279219
eCl@ss 8.0	27279219

ETIM

ETIM 4.0	EC002585
ETIM 5.0	EC002585

UNSPSC

UNSPSC 6.01	31261501
UNSPSC 7.0901	31261501
UNSPSC 11	31261501
UNSPSC 12.01	31261501
UNSPSC 13.2	31261501

Sensor/actuator box - SACB-8/ 8-L- 5,0PUR SCO P - 1452699

approvals

UL Recognized / cUL Recognized / GOST / cULus Recognized /

Approval details

UL Recognized	
Nominal voltage UN	24 V
Nominal current IN	
mm ² /AWG/kcmil	

cUL Recognized	
Nominal voltage UN	24 V
Nominal current IN	
mm ² /AWG/kcmil	

GOST

cULus Recognized

accessories

Protective cap

PROT-MS SCO - 1553129



Device marking

Sensor/actuator box - SACB-8/ 8-L- 5,0PUR SCO P - 1452699

accessories

SS-ZB 17,5 WH - 0804963



SS-ZB 17,5 YE - 0804976



Labeled device marker

SS-ZB 17,5 WH CUS - 0824468



SS-ZB 17,5 YE CUS - 0824469



Torque tool

TSD 04 SAC - 1208429



Screwdriver tools

Sensor/actuator box - SACB-8/ 8-L- 5,0PUR SCO P - 1452699

accessories

SAC BIT M12-D15 - 1208432

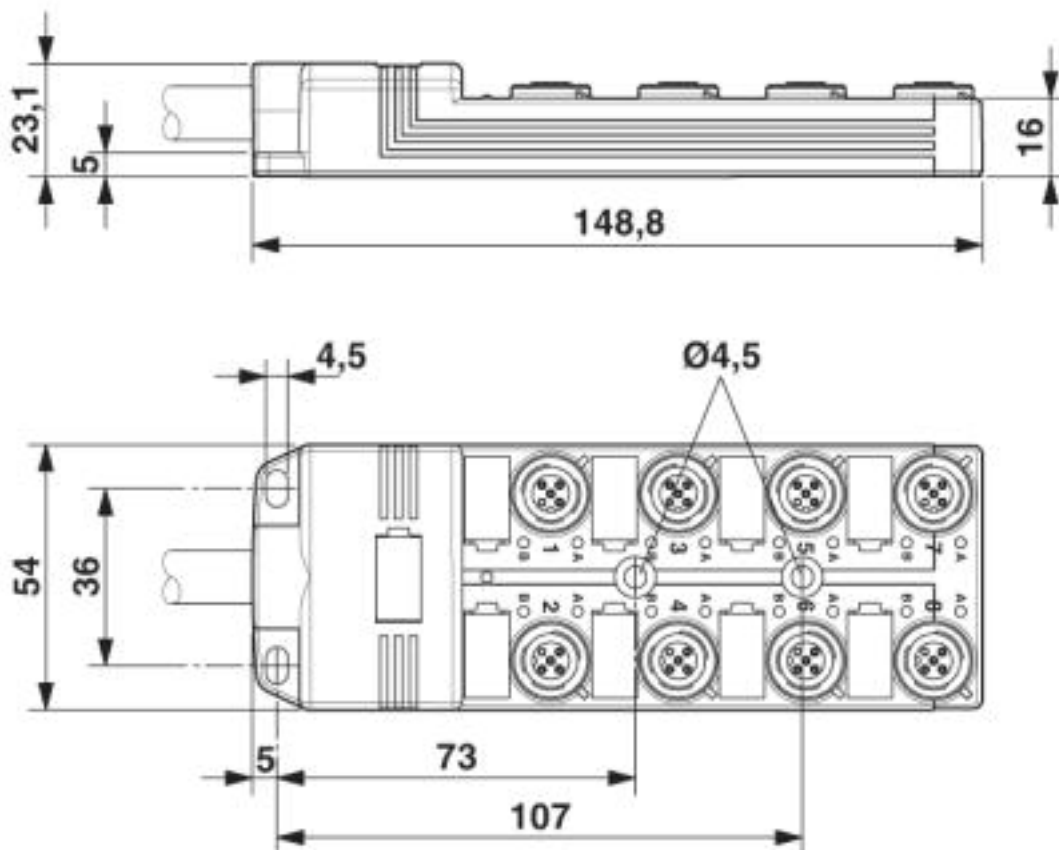


SACC BIT M12-D20 - 1208445



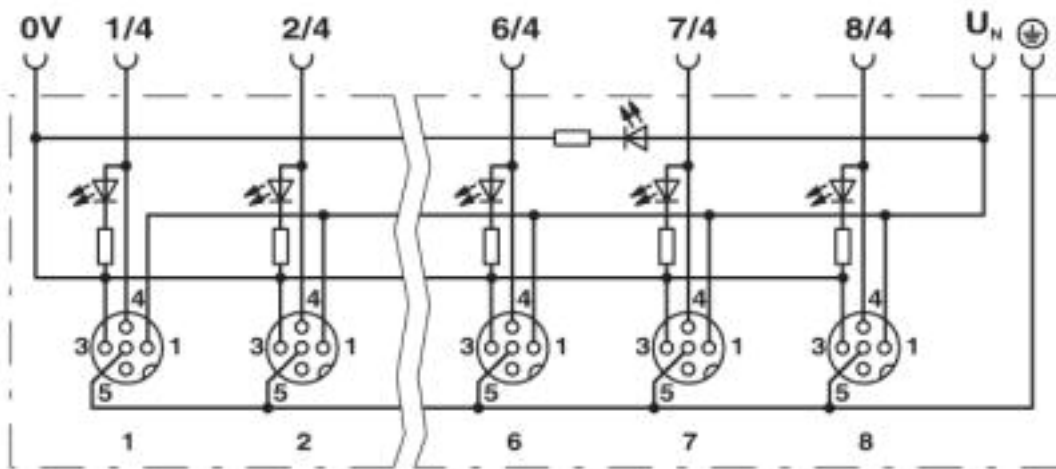
Drawings

Dimensioned drawing



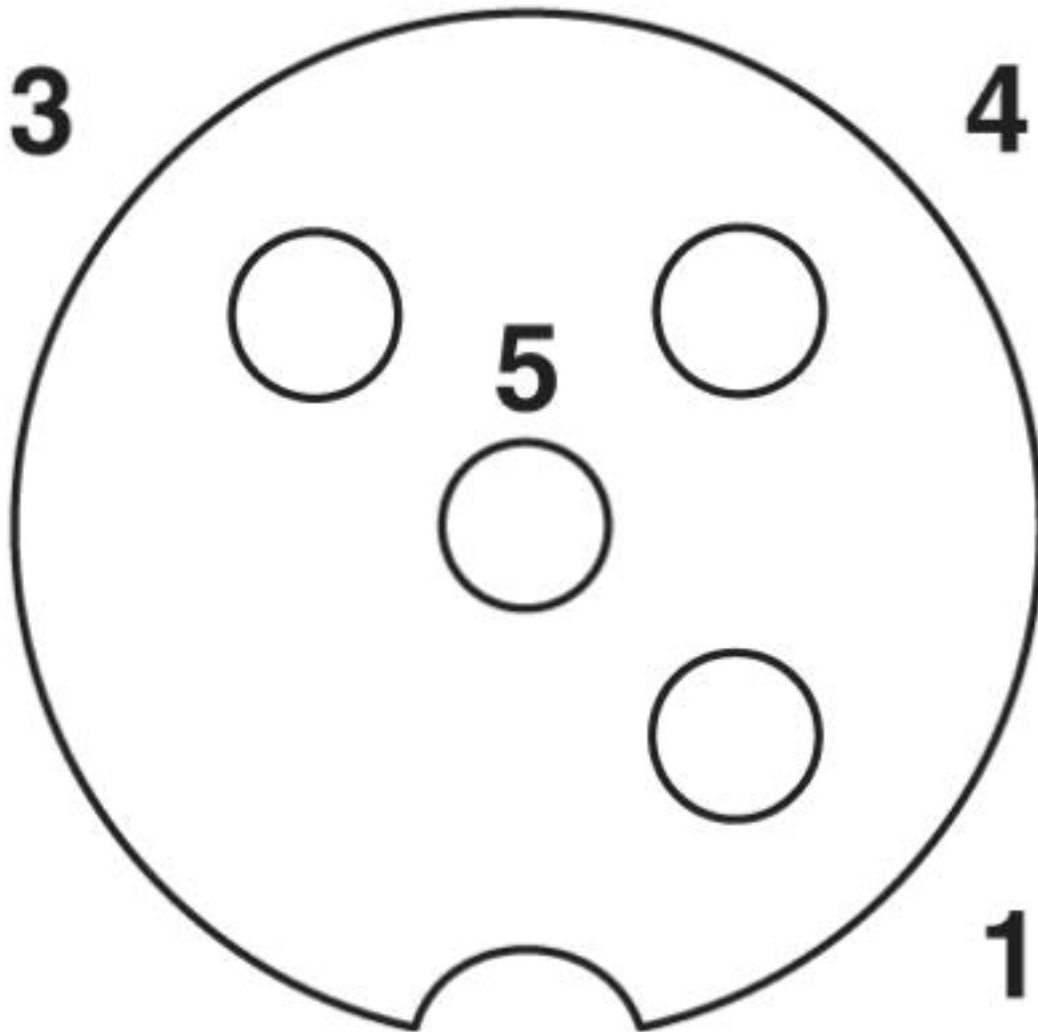
Sensor/actuator box - SACB-8/ 8-L- 5,0PUR SCO P - 1452699

Circuit diagram



Sensor/actuator box - SACB-8/ 8-L- 5,0PUR SCO P - 1452699

Schematic diagram



M12 slot, socket, 4-pos.

Sensor/actuator box - SACB-8/ 8-L- 5,0PUR SCO P - 1452699

Cable cross section



PUR/PVC black [PUR]

© Phoenix Contact 2013 - all rights reserved
<http://www.phoenixcontact.com>