

Ground modular terminal block - PTS 2,5-TWIN-PE - 3211935

Please be informed that the data shown in this PDF Document is generated from our Online Catalog. Please find the complete data in the user's documentation. Our General Terms of Use for Downloads are valid (<http://download.phoenixcontact.com>)



Ground modular terminal block, Connection method: Push-in connection, Cross section: 0.14 mm² - 4 mm², AWG: 26 - 12, Width: 5.2 mm, Color: green-yellow, Mounting type: NS 35/7,5, NS 35/15

Product Features

- Same shape and pitch as the feed-through terminal blocks
- Contact is made free from mechanical and electrical errors by simply snapping onto the DIN rail
- All the requirements of standard IEC 60947-7-2 are met

Key commercial data

package_quantity	50
GTIN	4046356499538

Technical data

General

Number of levels	1
Number of connections	3
Color	green-yellow
Insulating material	PA
Inflammability class according to UL 94	V0

General

Rated surge voltage	8 kV
Surge voltage category	III
Insulating material group	I
Connection in acc. with standard	IEC 60947-7-2
Open side panel	ja
Shock protection test specification	DIN EN 50274 (VDE 0660-514):2002-11
Back of the hand protection	guaranteed
Finger protection	guaranteed
Test specification, oscillation, broadband noise	DIN EN 50155 (VDE 0115-200):2008-03
Test spectrum	Service life test category 1, class B, body mounted
Test frequency	f ₁ = 5 Hz to f ₂ = 150 Hz
ASD level	1.857 (m/s ²) ² /Hz
Acceleration	0.8 g
Test duration per axis	5 h

Ground modular terminal block - PTS 2,5-TWIN-PE - 3211935

Technical data

General

Test directions	X-, Y- and Z-axis
Oscillation, broadband noise test result	Test passed
Test specification, shock test	DIN EN 50155 (VDE 0115-200):2008-03
Shock form	Half-sine
Acceleration	5 g
Shock duration	30 ms
Number of shocks per direction	3
Test directions	X-, Y- and Z-axis (pos. and neg.)
Shock test result	Test passed
Temperature index, insulating material (DIN EN 60216-1 (VDE 0304-21))	130 °C
Static insulating material application in cold	-60 °C

Dimensions

Width	5.2 mm
Length	49 mm
Height NS 35/7,5	43 mm
Height NS 35/15	50.5 mm

Connection data

Conductor cross section solid min.	0.14 mm ²
Conductor cross section solid max.	4 mm ²
Conductor cross section AWG/kcmil min.	26
Conductor cross section AWG/kcmil max	12
Conductor cross section stranded min.	0.14 mm ²
Conductor cross section stranded max.	2.5 mm ²
Min. AWG conductor cross section, stranded	26
Max. AWG conductor cross section, stranded	14
Conductor cross section stranded, with ferrule without plastic sleeve min.	0.14 mm ²
Conductor cross section stranded, with ferrule without plastic sleeve max.	2.5 mm ²
Conductor cross section stranded, with ferrule with plastic sleeve min.	0.14 mm ²
Conductor cross section stranded, with ferrule with plastic sleeve max.	2.5 mm ²
2 conductors with same cross section, stranded, TWIN ferrules with plastic sleeve, max.	0.5 mm ²
Connection method	Push-in connection
Stripping length	10 mm
Internal cylindrical gage	A3

classifications

eCl@ss

Ground modular terminal block - PTS 2,5-TWIN-PE - 3211935

classifications

eCl@ss

eCl@ss 4.0	27141118
eCl@ss 4.1	27141118
eCl@ss 5.0	27141118
eCl@ss 5.1	27141118
eCl@ss 6.0	27141141
eCl@ss 7.0	27141141
eCl@ss 8.0	27141141

ETIM

ETIM 2.0	EC000901
ETIM 3.0	EC000901
ETIM 4.0	EC000901
ETIM 5.0	EC000901


UNSPSC


UNSPSC 6.01	30211811
UNSPSC 7.0901	39121410
UNSPSC 11	39121410
UNSPSC 12.01	39121410
UNSPSC 13.2	39121410

approvals

UL Recognized / cUL Recognized / LR / GL / RS / ABS / NK / CSA / BV / VDE Zeichengenehmigung / IECCE CB Scheme / GOST / cULus Recognized /

Approval details

UL Recognized 		
Usegroups	B	C
Nominal voltage UN		
Nominal current IN		
mm ² /AWG/kcmil	26-12	26-12

cUL Recognized 		
Usegroups	B	C
Nominal voltage UN		
Nominal current IN		
mm ² /AWG/kcmil	26-12	26-12

Ground modular terminal block - PTS 2,5-TWIN-PE - 3211935

approvals

LR

GL

RS

ABS

NK

CSA	
Nominal voltage UN	
Nominal current IN	
mm ² /AWG/kcmil	26-12

BV

VDE Zeichengenehmigung	
Nominal voltage UN	
Nominal current IN	
mm ² /AWG/kcmil	0.2-2.5

IECEE CB Scheme	
Nominal voltage UN	
Nominal current IN	
mm ² /AWG/kcmil	2.5

GOST

Ground modular terminal block - PTS 2,5-TWIN-PE - 3211935

approvals

cULus Recognized  US

accessories

End cover

D-ST5 2,5 - 3031762



DP PS-5 - 3036725



Marker carriers

STP 5-2-ZB - 3037643



GBS-ZB/26X6 - 0809298



Terminal marking

Ground modular terminal block - PTS 2,5-TWIN-PE - 3211935

accessories

GBS 5-25X12 - 0810588



ZB 5 :UNBEDRUCKT - 1050004



UC-TM 5 - 0818108



UCT-TM 5 - 0828734



ZBF 5:UNBEDRUCKT - 0808642



UC-TMF 5 - 0818153



Ground modular terminal block - PTS 2,5-TWIN-PE - 3211935

accessories

UCT-TMF 5 - 0828744



Screwdriver tools

SZF 1-0,6X3,5 - 1204517



Partition plate

ATP-QTC - 3206209



Documentation

PT-IL - 3208090



Bridge

Ground modular terminal block - PTS 2,5-TWIN-PE - 3211935

accessories

FBS 2-5 - 3030161



FBS 3-5 - 3030174



FBS 4-5 - 3030187



FBS 5-5 - 3030190



FBS 10-5 - 3030213



FBS 20-5 - 3030226



Ground modular terminal block - PTS 2,5-TWIN-PE - 3211935

accessories

FBS 50-5 - 3038930



Mounting rail

NS 35/ 7,5 PERF 2000MM - 0801733



NS 35/ 7,5 UNPERF 2000MM - 0801681



NS 35/ 7,5 WH PERF 2000MM - 1204119



NS 35/ 7,5 WH UNPERF 2000MM - 1204122



Ground modular terminal block - PTS 2,5-TWIN-PE - 3211935

accessories

NS 35/ 7,5 AL UNPERF 2000MM - 0801704



NS 35/ 7,5 ZN PERF 2000MM - 1206421



NS 35/ 7,5 ZN UNPERF 2000MM - 1206434



NS 35/ 7,5 CU UNPERF 2000MM - 0801762



NS 35/ 7,5 CAP - 1206560



NS 35/15 PERF 2000MM - 1201730



Ground modular terminal block - PTS 2,5-TWIN-PE - 3211935

accessories

NS 35/15 UNPERF 2000MM - 1201714



NS 35/15 WH PERF 2000MM - 0806602



NS 35/15 WH UNPERF 2000MM - 1204135



NS 35/15 AL UNPERF 2000MM - 1201756



NS 35/15 ZN PERF 2000MM - 1206599



Ground modular terminal block - PTS 2,5-TWIN-PE - 3211935

accessories

NS 35/15 ZN UNPERF 2000MM - 1206586



NS 35/15 CU UNPERF 2000MM - 1201895



NS 35/15 CAP - 1206573



NS 35/15-2,3 UNPERF 2000MM - 1201798



Labeled terminal marker

ZB 5 CUS - 0824962



Ground modular terminal block - PTS 2,5-TWIN-PE - 3211935

accessories

UC-TM 5 CUS - 0824581



UCT-TM 5 CUS - 0829595



ZBF 5 CUS - 0825025



UC-TMF 5 CUS - 0824638



UCT-TMF 5 CUS - 0829658



Test plug terminal block

Ground modular terminal block - PTS 2,5-TWIN-PE - 3211935

accessories

MPS-MT - 0201744



PAI-4-FIX-5/6 BU - 3035975



PAI-4-FIX-5/6 OG - 3035974



PAI-4-FIX-5/6 YE - 3035977



PAI-4-FIX-5/6 RD - 3035976



PAI-4-FIX-5/6 GN - 3035978



Ground modular terminal block - PTS 2,5-TWIN-PE - 3211935

accessories

PAI-4-FIX-5/6 BK - 3035980



PAI-4-FIX-5/6 GY - 3035982



PAI-4-FIX-5/6 VT - 3035979



PAI-4-FIX-5/6 BN - 3035981



PS-5 - 3030983



Ground modular terminal block - PTS 2,5-TWIN-PE - 3211935

accessories

PS-5/2,3MM RD - 3038723



Insulating sleeve

MPS-IH WH - 0201663



MPS-IH RD - 0201676



MPS-IH BU - 0201689



MPS-IH YE - 0201692



Ground modular terminal block - PTS 2,5-TWIN-PE - 3211935

accessories

MPS-IH GN - 0201702



MPS-IH GY - 0201728



MPS-IH BK - 0201731



ISH 2,5/0,2 - 3002843



ISH 2,5/0,5 - 3002856



ISH 2,5/1,0 - 3002869



Ground modular terminal block - PTS 2,5-TWIN-PE - 3211935

accessories

Planning and marking software

CLIP-PROJECT ADVANCED - 5146040



CLIP-PROJECT PROFESSIONAL - 5146053



End block

CLIPFIX 35 - 3022218



CLIPFIX 35-5 - 3022276



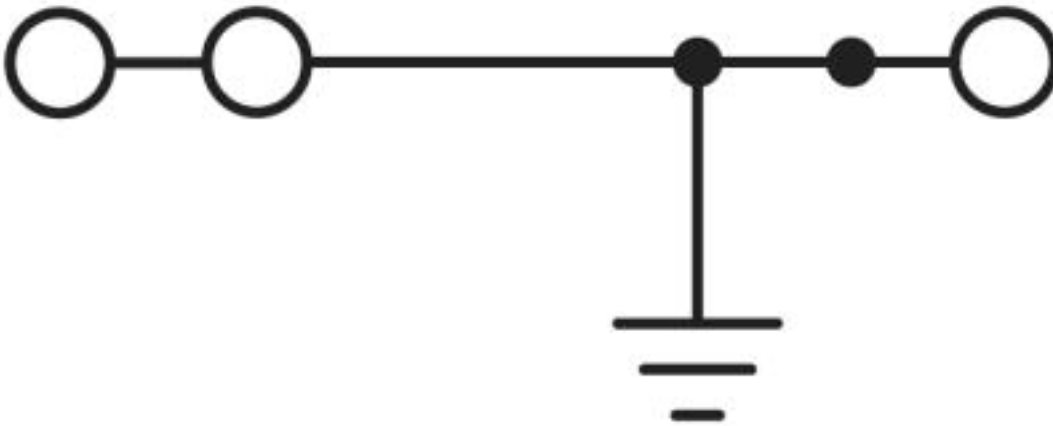
E/NS 35 N - 0800886



Drawings

Ground modular terminal block - PTS 2,5-TWIN-PE - 3211935

Circuit diagram



© Phoenix Contact 2013 - all rights reserved
<http://www.phoenixcontact.com>