

Feed-through terminal block - STS 2,5 - 3036398

Please be informed that the data shown in this PDF Document is generated from our Online Catalog. Please find the complete data in the user's documentation. Our General Terms of Use for Downloads are valid (<http://download.phoenixcontact.com>)



Feed-through terminal block, Connection method: Spring-cage connection, Cross section: 0.08 mm² - 4 mm², AWG: 28 - 12, Width: 5.2 mm, Color: gray, Mounting type: NS 35/7,5, NS 35/15

Product Features

- User-friendly wiring thanks to front connection
- Angled conductor entry for use in flat terminal boxes
- Feed-through terminal blocks with 2, 3 or 4 connections have the same shape
- Large space saving when used in concealed wiring systems



Key commercial data

package_quantity	50
GTIN	4017918876944

Technical data

General

Number of levels	1
Number of connections	2
Color	gray
Insulating material	PA
Inflammability class according to UL 94	V0

General

Maximum load current	31 A (with 4 mm ² conductor cross section)
Rated surge voltage	8 kV
Pollution degree	3
Surge voltage category	III
Insulating material group	I
Connection in acc. with standard	IEC 60947-7-1
Nominal current I _N	24 A
Nominal voltage U _N	800 V
Open side panel	ja
Shock protection test specification	DIN EN 50274 (VDE 0660-514):2002-11

Feed-through terminal block - STS 2,5 - 3036398

Technical data

General

Back of the hand protection	guaranteed
Finger protection	guaranteed
Surge voltage test setpoint	9.8 kV
Result of surge voltage test	Test passed
Power frequency withstand voltage setpoint	2 kV
Result of power-frequency withstand voltage test	Test passed
Checking the mechanical stability of terminal points (5 x conductor connection)	Test passed
Bending test rotation speed	10 rpm
Bending test turns	135
Bending test conductor cross section/weight	0.08 mm ² / 0.1 kg
Bending test conductor cross section/weight	2.5 mm ² / 0.7 kg
Bending test conductor cross section/weight	4 mm ² / 0.9 kg
Result of bending test	Test passed
Conductor cross section tensile test	0.08 mm ²
Tractive force setpoint	5 N
Conductor cross section tensile test	2.5 mm ²
Tractive force setpoint	50 N
Conductor cross section tensile test	4 mm ²
Tractive force setpoint	60 N
Tensile test result	Test passed
Tight fit on carrier	NS 35
Setpoint	1 N
Result of tight fit test	Test passed
Requirements, voltage drop	≤ 3.2 mV
Result of voltage drop test	Test passed
Temperature-rise test	Test passed
Conductor cross section short circuit testing	2.5 mm ²
Short-time current	0.3 kA
Conductor cross section short circuit testing	4 mm ²
Short-time current	0.48 kA
Short circuit stability result	Test passed
Ageing test for screwless modular terminal block temperature cycles	192
Result of aging test	Test passed
Proof of thermal characteristics (needle flame) effective duration	30 s
Result of thermal test	Test passed
Test specification, oscillation, broadband noise	DIN EN 50155 (VDE 0115-200):2008-03
Test spectrum	Service life test category 2, bogie mounted
Test frequency	f ₁ = 5 Hz to f ₂ = 250 Hz
ASD level	6.12 (m/s ²) ² /Hz

Feed-through terminal block - STS 2,5 - 3036398

Technical data

General

Acceleration	3.12 g
Test duration per axis	5 h
Test directions	X-, Y- and Z-axis
Oscillation, broadband noise test result	Test passed
Test specification, shock test	DIN EN 50155 (VDE 0115-200):2008-03
Shock form	Half-sine
Acceleration	30 g
Shock duration	18 ms
Number of shocks per direction	3
Test directions	X-, Y- and Z-axis (pos. and neg.)
Shock test result	Test passed
Temperature index, insulating material (DIN EN 60216-1 (VDE 0304-21))	125 °C
Static insulating material application in cold	-60 °C

Dimensions

Width	5.2 mm
Length	50.8 mm
Height NS 35/7,5	43 mm
Height NS 35/15	50.5 mm

Connection data

Conductor cross section solid min.	0.08 mm ²
Conductor cross section solid max.	4 mm ²
Conductor cross section AWG/kcmil min.	28
Conductor cross section AWG/kcmil max	12
Conductor cross section stranded min.	0.08 mm ²
Conductor cross section stranded max.	2.5 mm ²
Min. AWG conductor cross section, stranded	28
Max. AWG conductor cross section, stranded	14
Conductor cross section stranded, with ferrule without plastic sleeve min.	0.14 mm ²
Conductor cross section stranded, with ferrule without plastic sleeve max.	2.5 mm ²
Conductor cross section stranded, with ferrule with plastic sleeve min.	0.14 mm ²
Conductor cross section stranded, with ferrule with plastic sleeve max.	2.5 mm ²
2 conductors with same cross section, stranded, TWIN ferrules with plastic sleeve, max.	0.5 mm ²
Connection method	Spring-cage connection
Stripping length	10 mm
Internal cylindrical gage	A3

Feed-through terminal block - STS 2,5 - 3036398

classifications

eCl@ss

eCl@ss 4.0	27141121
eCl@ss 4.1	27141121
eCl@ss 5.0	27141120
eCl@ss 5.1	27141120
eCl@ss 6.0	27141120
eCl@ss 7.0	27141120
eCl@ss 8.0	27141120

ETIM

ETIM 2.0	EC000897
ETIM 3.0	EC000897
ETIM 4.0	EC000897
ETIM 5.0	EC000897


UNSPSC

UNSPSC 6.01	30211811
UNSPSC 7.0901	39121410
UNSPSC 11	39121410
UNSPSC 12.01	39121410
UNSPSC 13.2	39121410

approvals

ATEX / IECEx / CSA / UL Recognized / VDE Gutachten mit Fertigungsüberwachung / cUL Recognized / GOST / LR / GL / BV / DNV / RS / ABS / KR / NK / IECCEB Scheme / GOST / CSA / VDE Gutachten mit Fertigungsüberwachung / IECCEB Scheme / cULus Recognized /

Approval details

	
Nominal voltage UN	550 V
Nominal current IN	20.5 A
mm ² /AWG/kcmil	0.08-2.5

IECEx	
Nominal voltage UN	550 V
Nominal current IN	20.5 A
mm ² /AWG/kcmil	0.08-2.5

Feed-through terminal block - STS 2,5 - 3036398

approvals

CSA

Usegroups	B	C
Nominal voltage UN	600 V	600 V
Nominal current IN	20 A	20 A
mm ² /AWG/kcmil	28-12	28-12

UL Recognized

Usegroups	B	C
Nominal voltage UN	600 V	600 V
Nominal current IN	20 A	20 A
mm ² /AWG/kcmil	28-12	28-12

VDE Gutachten mit Fertigungsüberwachung

Nominal voltage UN	800 V
Nominal current IN	24 A
mm ² /AWG/kcmil	0.2-2.5

cUL Recognized

Usegroups	B	C
Nominal voltage UN	600 V	600 V
Nominal current IN	20 A	20 A
mm ² /AWG/kcmil	28-12	28-12

GOST

LR

GL

BV

Feed-through terminal block - STS 2,5 - 3036398

approvals


DNV

RS

ABS


KR

NK


IECEE CB Scheme  **CB**
1000000000

Nominal voltage UN	800 V
Nominal current IN	
mm ² /AWG/kcmil	2.5






Usegroups	B	C
Nominal voltage UN	600 V	600 V
Nominal current IN	20 A	20 A
mm ² /AWG/kcmil	28-12	28-12




Nominal voltage UN	800 V
Nominal current IN	24 A
mm ² /AWG/kcmil	0.2-2.5



Feed-through terminal block - STS 2,5 - 3036398

approvals

Nominal voltage UN	800 V
Nominal current IN	
mm ² /AWG/kcmil	2.5



accessories

End cover

D-STS 2,5 - 3031762



DP PS-5 - 3036725



Labeled terminal marker

WST 2,5 - 3030941



ZB 5 CUS - 0824962



Feed-through terminal block - STS 2,5 - 3036398

accessories

UC-TM 5 CUS - 0824581



UCT-TM 5 CUS - 0829595



ZBF 5 CUS - 0825025



UC-TMF 5 CUS - 0824638



UCT-TMF 5 CUS - 0829658



Screwdriver tools

Feed-through terminal block - STS 2,5 - 3036398

accessories

SZF 1-0,6X3,5 - 1204517



Marker pen

X-PEN 0,35 - 0811228



B-STIFT - 1051993



Documentation

ST-IL - 3039900



Bridge

FBS 2-5 - 3030161



Feed-through terminal block - STS 2,5 - 3036398

accessories

FBS 3-5 - 3030174



FBS 4-5 - 3030187



FBS 5-5 - 3030190



FBS 10-5 - 3030213



FBS 20-5 - 3030226



FBS 50-5 - 3038930



Feed-through terminal block - STS 2,5 - 3036398

accessories

Mounting rail

NS 35/ 7,5 PERF 2000MM - 0801733



NS 35/ 7,5 UNPERF 2000MM - 0801681



NS 35/ 7,5 WH PERF 2000MM - 1204119



NS 35/ 7,5 WH UNPERF 2000MM - 1204122



NS 35/ 7,5 AL UNPERF 2000MM - 0801704



Feed-through terminal block - STS 2,5 - 3036398

accessories

NS 35/ 7,5 ZN PERF 2000MM - 1206421



NS 35/ 7,5 ZN UNPERF 2000MM - 1206434



NS 35/ 7,5 CU UNPERF 2000MM - 0801762



NS 35/ 7,5 CAP - 1206560



Terminal marking

ZB 5 :UNBEDRUCKT - 1050004



Feed-through terminal block - STS 2,5 - 3036398

accessories

UC-TM 5 - 0818108



UCT-TM 5 - 0828734



ZBF 5:UNBEDRUCKT - 0808642



UC-TMF 5 - 0818153



UCT-TMF 5 - 0828744



Test plug terminal block

Feed-through terminal block - STS 2,5 - 3036398

accessories

MPS-MT - 0201744



PAI-4-FIX-5/6 BU - 3035975



PAI-4-FIX-5/6 OG - 3035974



PAI-4-FIX-5/6 YE - 3035977



PAI-4-FIX-5/6 RD - 3035976



PAI-4-FIX-5/6 GN - 3035978



Feed-through terminal block - STS 2,5 - 3036398

accessories

PAI-4-FIX-5/6 BK - 3035980



PAI-4-FIX-5/6 GY - 3035982



PAI-4-FIX-5/6 VT - 3035979



PAI-4-FIX-5/6 BN - 3035981



PS-5 - 3030983



Feed-through terminal block - STS 2,5 - 3036398

accessories

PS-5/2,3MM RD - 3038723



Insulating sleeve

MPS-IH WH - 0201663



MPS-IH RD - 0201676



MPS-IH BU - 0201689



MPS-IH YE - 0201692



Feed-through terminal block - STS 2,5 - 3036398

accessories

MPS-IH GN - 0201702



MPS-IH GY - 0201728



MPS-IH BK - 0201731



ISH 2,5/0,2 - 3002843



ISH 2,5/0,5 - 3002856



ISH 2,5/1,0 - 3002869



Feed-through terminal block - STS 2,5 - 3036398

accessories

Drawings

Circuit diagram



© Phoenix Contact 2013 - all rights reserved
<http://www.phoenixcontact.com>