

# Feed-through terminal block - STTB 2,5-PV - 3031539

Please be informed that the data shown in this PDF Document is generated from our Online Catalog. Please find the complete data in the user's documentation. Our General Terms of Use for Downloads are valid (<http://download.phoenixcontact.com>)



Feed-through terminal block, Cross section: 0.08 mm<sup>2</sup> - 4 mm<sup>2</sup>, AWG: 28 - 12, Connection type: Spring-cage connection, Width: 5.2 mm, Color: gray, Mounting type: NS 35/7,5, NS 35/15

## Product Features

- Compact design for maximum space savings
- Tested for railway applications
- Connect the levels using FBS ...-PV bridges



## Key commercial data

package_quantity	50
GTIN	4017918176297

## Technical data

### General

Number of levels	2
Number of connections	4
Color	gray
Insulating material	PA
Inflammability class according to UL 94	V0
Area of application	Railway industry
Area of application	Mechanical engineering
Area of application	Plant engineering
Area of application	Process industry

### General

Rated surge voltage	6 kV
Pollution degree	3
Surge voltage category	III
Insulating material group	I
Connection in acc. with standard	IEC 60947-7-1
Nominal current I <sub>N</sub>	22 A (the maximum load current must not be exceeded by the total current of all connected conductors)
Nominal voltage U <sub>N</sub>	500 V

## Feed-through terminal block - STTB 2,5-PV - 3031539

### Technical data

#### General

Open side panel	ja
-----------------	----

#### Dimensions

Width	5.2 mm
Length	67.5 mm
Height NS 35/7,5	47.5 mm
Height NS 35/15	55 mm

#### Connection data

Conductor cross section solid min.	0.08 mm <sup>2</sup>
Conductor cross section solid max.	4 mm <sup>2</sup>
Conductor cross section stranded min.	0.08 mm <sup>2</sup>
Conductor cross section stranded max.	2.5 mm <sup>2</sup>
Conductor cross section AWG/kcmil min.	28
Conductor cross section AWG/kcmil max	12
Conductor cross section stranded, with ferrule without plastic sleeve min.	0.14 mm <sup>2</sup>
Conductor cross section stranded, with ferrule without plastic sleeve max.	2.5 mm <sup>2</sup>
Conductor cross section stranded, with ferrule with plastic sleeve min.	0.14 mm <sup>2</sup>
Conductor cross section stranded, with ferrule with plastic sleeve max.	2.5 mm <sup>2</sup>
2 conductors with same cross section, stranded, TWIN ferrules with plastic sleeve, max.	0.5 mm <sup>2</sup>
Connection method	Spring-cage connection
Stripping length	10 mm
Internal cylindrical gage	A3

### classifications

#### eCl@ss

eCl@ss 4.0	27141121
eCl@ss 4.1	27141121
eCl@ss 5.0	27141120
eCl@ss 5.1	27141120
eCl@ss 6.0	27141120
eCl@ss 7.0	27141120
eCl@ss 8.0	27141120

#### ETIM

ETIM 2.0	EC000897
ETIM 3.0	EC000897
ETIM 4.0	EC000897
ETIM 5.0	EC000897

# Feed-through terminal block - STTB 2,5-PV - 3031539

## classifications

### UNSPSC


<b>UNSPSC 6.01</b>	30211811
<b>UNSPSC 7.0901</b>	39121410
<b>UNSPSC 11</b>	39121410
<b>UNSPSC 12.01</b>	39121410
<b>UNSPSC 13.2</b>	39121410


## approvals


IECEEx / ATEX / CSA / UL Recognized / VDE Gutachten mit Fertigungsüberwachung / cUL Recognized / GOST / LR / GL / BV / DNV / RS / IECCE CB Scheme / VDE Gutachten mit Fertigungsüberwachung / IECCE CB Scheme / GOST / cULus Recognized /

### Approval details

<b>IECEEx</b>	
Nominal voltage UN	440 V
Nominal current IN	19.5 A
mm <sup>2</sup> /AWG/kcmil	0.08-2.5

<b>ATEX</b> 	
Nominal voltage UN	440 V
Nominal current IN	23.5 A
mm <sup>2</sup> /AWG/kcmil	0.08-4

<b>CSA</b> 		
<b>Usegroups</b>	<b>B</b>	<b>C</b>
Nominal voltage UN	300 V	300 V
Nominal current IN	20 A	20 A
mm <sup>2</sup> /AWG/kcmil	28-12	28-12

<b>UL Recognized</b> 			
<b>Usegroups</b>	<b>B</b>	<b>C</b>	<b>D</b>
Nominal voltage UN	300 V	300 V	600 V
Nominal current IN	20 A	20 A	5 A
mm <sup>2</sup> /AWG/kcmil	28-12	28-12	28-12

# Feed-through terminal block - STTB 2,5-PV - 3031539

## approvals

**VDE Gutachten mit Fertigungsüberwachung**

Nominal voltage UN	500 V
Nominal current IN	24 A
mm <sup>2</sup> /AWG/kcmil	0.2-2.5

**cUL Recognized**

Usegroups	B	C	D
Nominal voltage UN	300 V	300 V	600 V
Nominal current IN	20 A	20 A	5 A
mm <sup>2</sup> /AWG/kcmil	28-12	28-12	28-12

**GOST**

**LR**

**GL**

Nominal voltage UN	500 V
Nominal current IN	24 A
mm <sup>2</sup> /AWG/kcmil	2.5

**BV**

**DNV**

**RS**

**IECEE CB Scheme**

Nominal voltage UN	500 V
Nominal current IN	24 A
mm <sup>2</sup> /AWG/kcmil	0.2-2.5

# Feed-through terminal block - STTB 2,5-PV - 3031539

## approvals

Nominal voltage UN	500 V
Nominal current IN	24 A
mm <sup>2</sup> /AWG/kcmil	0.2-2.5

Nominal voltage UN	500 V
Nominal current IN	
mm <sup>2</sup> /AWG/kcmil	2.5



## accessories

### End cover

D-STTB 2,5 - 3030459



DP PS-5 - 3036725



### Partition plate

# Feed-through terminal block - STTB 2,5-PV - 3031539

## accessories

ATP-STTB 4 - 3030747



---

### Screwdriver tools

SZF 1-0,6X3,5 - 1204517



---

### Marker carriers

STP 5-2 - 0800967



---

### Labeled terminal marker

WST 2,5 - 3030941



ZBF 5 CUS - 0825025



## Feed-through terminal block - STTB 2,5-PV - 3031539

### accessories

UC-TMF 5 CUS - 0824638



---

UCT-TMF 5 CUS - 0829658



---

### Documentation

ST-IL - 3039900



---

### Bridge

FBS 20-5 - 3030226



---

FBS 10-5 - 3030213



## Feed-through terminal block - STTB 2,5-PV - 3031539

accessories

FBS 5-5 - 3030190



FBS 4-5 - 3030187



FBS 3-5 - 3030174



FBS 2-5 - 3030161



FBS 50-5 - 3038930



**Mounting rail**



## Feed-through terminal block - STTB 2,5-PV - 3031539

### accessories

NS 35/ 7,5 PERF 2000MM - 0801733



NS 35/ 7,5 UNPERF 2000MM - 0801681



NS 35/ 7,5 WH PERF 2000MM - 1204119



NS 35/ 7,5 WH UNPERF 2000MM - 1204122



NS 35/ 7,5 AL UNPERF 2000MM - 0801704



NS 35/ 7,5 ZN PERF 2000MM - 1206421



## Feed-through terminal block - STTB 2,5-PV - 3031539

accessories

---

NS 35/ 7,5 ZN UNPERF 2000MM - 1206434



NS 35/ 7,5 CU UNPERF 2000MM - 0801762



NS 35/ 7,5 CAP - 1206560



NS 35/15 PERF 2000MM - 1201730



NS 35/15 UNPERF 2000MM - 1201714



## Feed-through terminal block - STTB 2,5-PV - 3031539

### accessories

NS 35/15 WH PERF 2000MM - 0806602



NS 35/15 WH UNPERF 2000MM - 1204135



NS 35/15 AL UNPERF 2000MM - 1201756



NS 35/15 ZN PERF 2000MM - 1206599



NS 35/15 ZN UNPERF 2000MM - 1206586



NS 35/15 CU UNPERF 2000MM - 1201895



## Feed-through terminal block - STTB 2,5-PV - 3031539

### accessories

---

NS 35/15 CAP - 1206573



NS 35/15-2,3 UNPERF 2000MM - 1201798



### Terminal marking

---

ZBF 5:UNBEDRUCKT - 0808642



UC-TMF 5 - 0818153



UCT-TMF 5 - 0828744



### Insulating sleeve

---

## Feed-through terminal block - STTB 2,5-PV - 3031539

### accessories

ISH 2,5/0,2 - 3002843



ISH 2,5/0,5 - 3002856



ISH 2,5/1,0 - 3002869



### Test plug terminal block

PAI-4-FIX-5/6 BU - 3035975



PAI-4-FIX-5/6 OG - 3035974



## Feed-through terminal block - STTB 2,5-PV - 3031539

### accessories

PAI-4-FIX-5/6 YE - 3035977



PAI-4-FIX-5/6 RD - 3035976



PAI-4-FIX-5/6 GN - 3035978



PAI-4-FIX-5/6 BK - 3035980



PAI-4-FIX-5/6 GY - 3035982



PAI-4-FIX-5/6 VT - 3035979



## Feed-through terminal block - STTB 2,5-PV - 3031539

accessories

---

PAI-4-FIX-5/6 BN - 3035981



PS-5 - 3030983



PS-5/2,3MM RD - 3038723



### End block

CLIPFIX 35 - 3022218



CLIPFIX 35-5 - 3022276



# Feed-through terminal block - STTB 2,5-PV - 3031539

accessories

E/NS 35 N - 0800886



E/UK - 1201442



E/UK 1 - 1201413



## Drawings

Circuit diagram

