

# Sensor/actuator box - SACB-8/ 8-10,0PUR SCO - 1517055

Please be informed that the data shown in this PDF Document is generated from our Online Catalog. Please find the complete data in the user's documentation. Our General Terms of Use for Downloads are valid (<http://download.phoenixcontact.com>)



Sensor/actuator box, Connection method: M12-SPEEDCON-socket Metal, Number of slots: 8, Number of positions: 4, Slot assignment: Single, Status indication: No, Universal; Master cable connection: Fixed connection 180°, PUR/PVC, Cable length: 10 m, Shielding: No

## Product Features

- Safety in the field, thanks to molded housing and high degree of protection
- Flexible, distributed bundling of signals in one master cable
- Save time, thanks to installation with SPEEDCON rapid interlock system



## Key commercial data

package_quantity	1
GTIN	4017918967727

## Technical data

### General

Rated voltage	120 V
Max. operating voltage $U_{max}$	135 V
Current carrying capacity per I/O signal	2 A
Current carrying capacity per slot	4 A
Total rated current	12 A
Number of positions	4
Number of slots	8
Inflammability class according to UL 94	V0
Sensor/actuator connection system	M12-SPEEDCON-socket

### Ambient conditions

Degree of protection	IP65
Degree of protection	IP67
Degree of protection	IP69K
Ambient temperature (operation)	-30 °C ... 90 °C
Ambient temperature (operation)	-40 °C ... 90 °C (for fixed installation)
Ambient temperature (operation)	-5 °C ... 80 °C (for flexible installation)

### Master cable connection data

Connection method	Fixed connection
-------------------	------------------

# Sensor/actuator box - SACB-8/ 8-10,0PUR SCO - 1517055

## Technical data

### Master cable connection data

Length of cable	10 m
Tightening torque slot sensor/actuator cable	0.4 Nm
Tightening torque screw plug	0.4 Nm

### Insulation material

Housing material	PBT
Material of the moulding mass	PUR
Contact material	Cu alloy
Contact surface material	Gold-plated
Contact carrier material	PA
Material of threaded sleeve	Zinc die-cast
Material of threaded sleeve surface	Nickel-plated
Material, O-ring	NBR

### Pin assignment

Slot/position = Wire color or connection	1 / 4 (A) = WH
Slot/position = Wire color or connection	2 / 4 (A) = GN
Slot/position = Wire color or connection	3 / 4 (A) = YE
Slot/position = Wire color or connection	4 / 4 (A) = GY
Slot/position = Wire color or connection	5 / 4 (A) = PK
Slot/position = Wire color or connection	6 / 4 (A) = RD
Slot/position = Wire color or connection	7 / 4 (A) = BK
Slot/position = Wire color or connection	8 / 4 (A) = VT
Slot/position = Wire color or connection	1-8 / 1 (+ 120 V) = BN
Slot/position = Wire color or connection	1-8 / 3 (0 V) = BU
Slot/position = Wire color or connection	1-8 / 5 (PE) = GN/YE

### Cable

Cable type	PUR/PVC black
Cable type (abbreviation)	PUR
Cable abbreviation	LiYY11Y-HF
UL AWM style	20549 (80°C/300 V)
Conductor cross section	8x 0.34 mm <sup>2</sup> (signal line)
Conductor cross section	3x 0.75 mm <sup>2</sup> (power line)
AWG signal line	22
AWG power supply	18
Conductor structure signal line	19x 0.15 mm
Conductor structure, voltage supply	42x 0.15 mm
Core diameter including insulation	1.3 mm ±0.1 mm (signal line)
Core diameter including insulation	1.8 mm ±0.1 mm (power line)
Thickness, insulation	≥ 0.15 mm (Inner sheath)
Thickness, insulation	≥ 0.38 mm (Outer cable sheath)
Overall twist	Wires twisted in layers

## Sensor/actuator box - SACB-8/ 8-10,0PUR SCO - 1517055

### Technical data

#### Cable

External sheath, color	Black RAL 9005
External cable diameter D	8.5 mm ± 0.2 mm
Minimum bending radius, fixed installation	7.5 x D
Minimum bending radius, flexible installation	10 x D
Number of bending cycles	1500000
Minimum bending radius, drag chain applications	10 x D
Traversing path	2 m
Traversing rate	2 m/s
Cable weight	107.4 kg/km
Outer sheath, material	PUR
Material, inner sheath	PVC
Material conductor insulation	PVC
Conductor material	Bare Cu litz wires
Nominal voltage, cable	300 V
Test voltage, cable	2000 V
Special properties	Silicone-free
Flame resistance	DIN EN 50265
Resistance to oil	As per VDE 0472 Part 803
Other resistance	Highly resistant to acids, alkaline solutions and solvents
Ambient temperature (operation)	-40 °C ... 90 °C (cable, fixed installation)
Ambient temperature (operation)	-5 °C ... 80 °C (cable, flexible installation)

#### classifications

##### eCl@ss

eCl@ss 4.0	27140815
eCl@ss 4.1	27140815
eCl@ss 5.0	27143423
eCl@ss 5.1	27143423
eCl@ss 6.0	27143423
eCl@ss 7.0	27449001
eCl@ss 8.0	27449001

##### ETIM

ETIM 2.0	EC000200
ETIM 3.0	EC001856
ETIM 4.0	EC002585
ETIM 5.0	EC002585

##### UNSPSC

UNSPSC 6.01	31261501
UNSPSC 7.0901	31261501
UNSPSC 11	31261501

# Sensor/actuator box - SACB-8/ 8-10,0PUR SCO - 1517055

## classifications

### UNSPSC

<b>UNSPSC 12.01</b>	31261501
<b>UNSPSC 13.2</b>	31261501

## approvals

UL Recognized / cUL Recognized / GOST / cULus Recognized /

### Approval details

<b>UL Recognized</b>	
Nominal voltage UN	120 V
Nominal current IN	3 A
mm <sup>2</sup> /AWG/kcmil	

<b>cUL Recognized</b>	
Nominal voltage UN	120 V
Nominal current IN	3 A
mm <sup>2</sup> /AWG/kcmil	

<b>GOST</b>
-------------

<b>cULus Recognized</b>
-------------------------

## accessories

### Protective cap

PROT-MS SCO - 1553129



# Sensor/actuator box - SACB-8/ 8-10,0PUR SCO - 1517055

accessories

---

## Device marking

SS-ZB 17,5 WH - 0804963



## Torque tool

TSD 04 SAC - 1208429



## Screwdriver tools

SAC BIT M12-D15 - 1208432



SACC BIT M12-D20 - 1208445

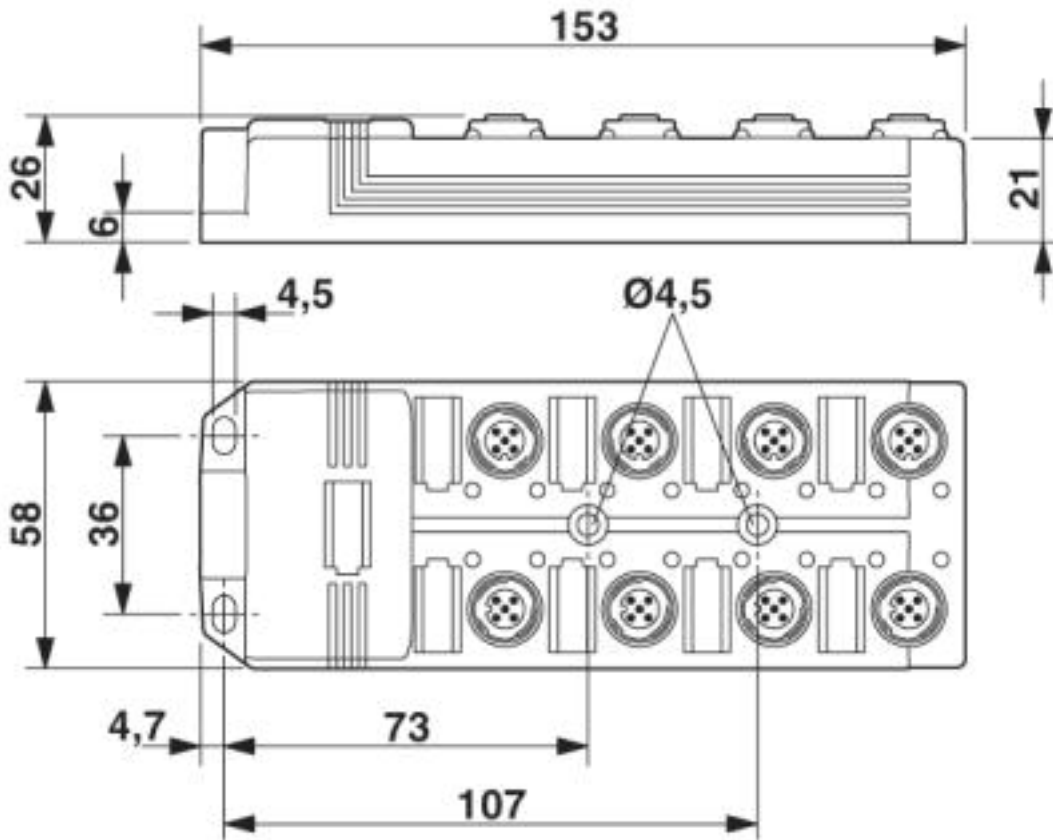


## Drawings

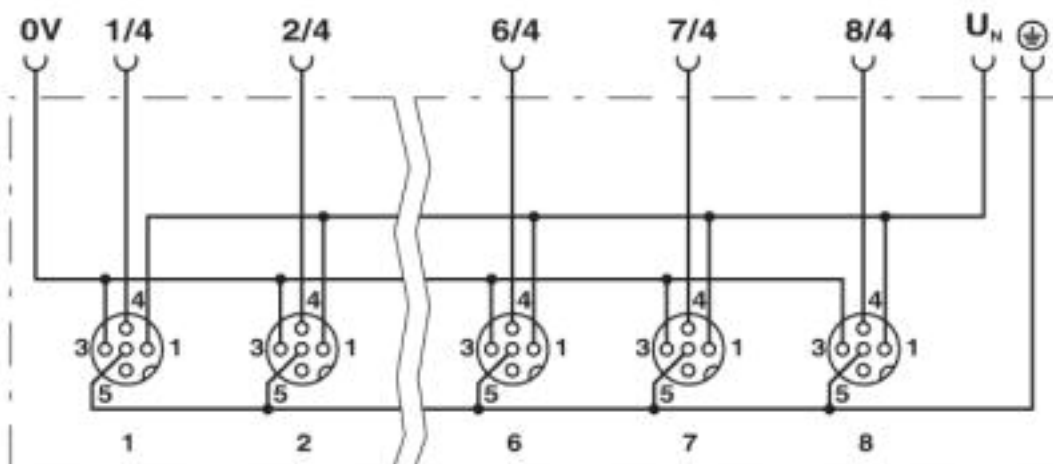
---

# Sensor/actuator box - SACB-8/ 8-10,0PUR SCO - 1517055

Dimensioned drawing

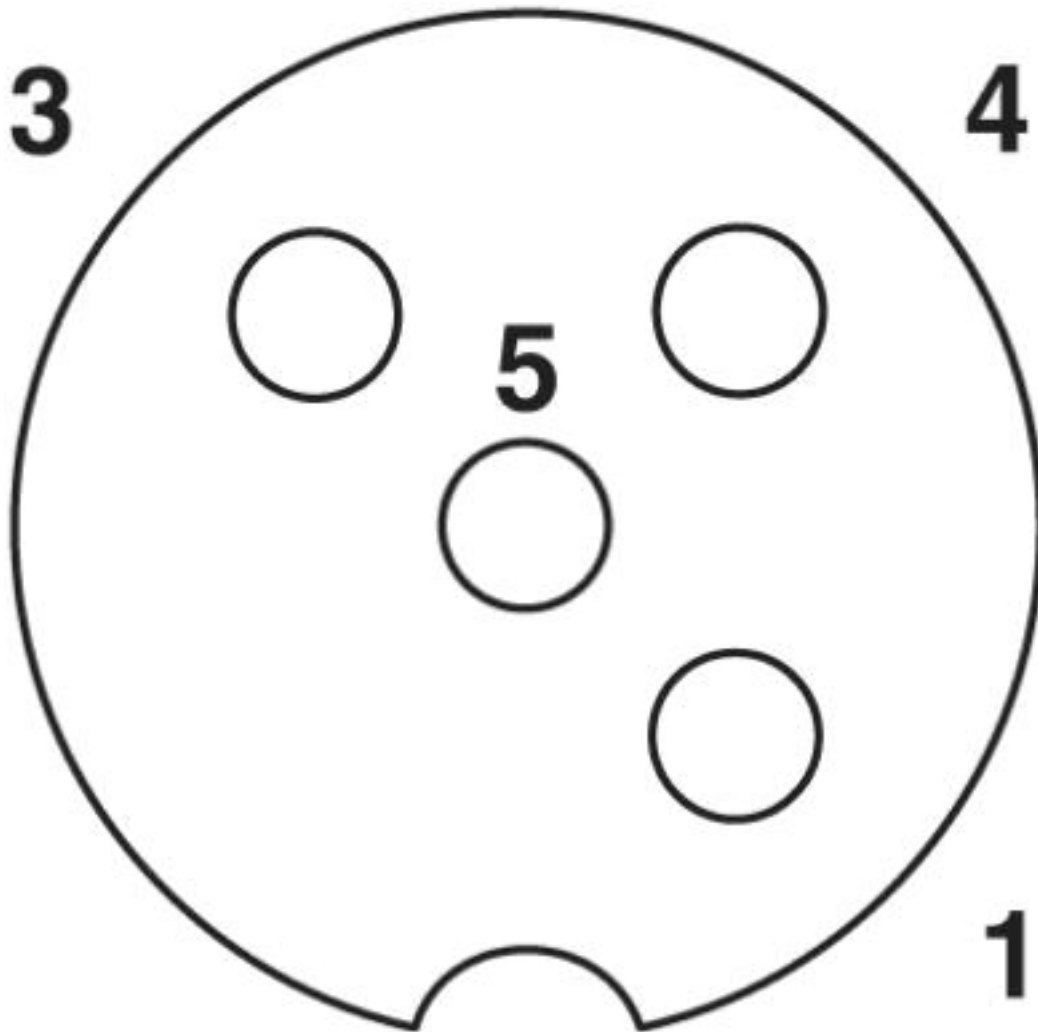


Circuit diagram



# Sensor/actuator box - SACB-8/ 8-10,0PUR SCO - 1517055

Schematic diagram



M12 slot, socket, 4-pos.

## Sensor/actuator box - SACB-8/ 8-10,0PUR SCO - 1517055

Cable cross section



PUR/PVC black [PUR]

© Phoenix Contact 2013 - all rights reserved  
<http://www.phoenixcontact.com>