

Feed-through terminal block - ST 2,5-QUATTRO - 3031306

Please be informed that the data shown in this PDF Document is generated from our Online Catalog. Please find the complete data in the user's documentation. Our General Terms of Use for Downloads are valid (<http://download.phoenixcontact.com>)



Feed-through terminal block, Connection method: Spring-cage connection, Cross section: 0.08 mm² - 4 mm², AWG: 28 - 12, Width: 5.2 mm, Color: gray, Mounting type: NS 35/7,5, NS 35/15

Product Features

- Cross connection to any number of terminal blocks with the consistent FBS ... plug-in bridge system
- Tested for railway applications
- Compact potential distributors, the double connection enables four conductors to be connected on one potential



Key commercial data

package_quantity	50
GTIN	4017918186784

Technical data

General

Number of levels	1
Number of connections	4
Color	gray
Insulating material	PA
Inflammability class according to UL 94	V0
Area of application	Railway industry
Area of application	Mechanical engineering
Area of application	Plant engineering
Area of application	Process industry

General

Maximum load current	28 A (In case of a 4 mm ² conductor cross section, the maximum load current must not be exceeded by the total current of all connected conductors.)
Rated surge voltage	8 kV
Pollution degree	3
Surge voltage category	III
Insulating material group	I
Connection in acc. with standard	IEC 60947-7-1

Feed-through terminal block - ST 2,5-QUATTRO - 3031306

Technical data

General

Nominal current I_N	24 A (the maximum load current must not be exceeded by the total current of all connected conductors)
Nominal voltage U_N	800 V
Open side panel	ja
Shock protection test specification	DIN EN 50274 (VDE 0660-514):2002-11
Back of the hand protection	guaranteed
Finger protection	guaranteed
Surge voltage test setpoint	9.8 kV
Result of surge voltage test	Test passed
Power frequency withstand voltage setpoint	2 kV
Result of power-frequency withstand voltage test	Test passed
Checking the mechanical stability of terminal points (5 x conductor connection)	Test passed
Bending test rotation speed	10 rpm
Bending test turns	135
Bending test conductor cross section/weight	0.08 mm ² / 0.1 kg
Bending test conductor cross section/weight	2.5 mm ² / 0.7 kg
Bending test conductor cross section/weight	4 mm ² / 0.9 kg
Result of bending test	Test passed
Conductor cross section tensile test	0.08 mm ²
Tractive force setpoint	5 N
Conductor cross section tensile test	2.5 mm ²
Tractive force setpoint	50 N
Conductor cross section tensile test	4 mm ²
Tractive force setpoint	60 N
Tensile test result	Test passed
Tight fit on carrier	NS 35
Setpoint	1 N
Result of tight fit test	Test passed
Requirements, voltage drop	≤ 3.2 mV
Result of voltage drop test	Test passed
Temperature-rise test	Test passed
Conductor cross section short circuit testing	2.5 mm ²
Short-time current	0.3 kA
Conductor cross section short circuit testing	4 mm ²
Short-time current	0.48 kA
Short circuit stability result	Test passed
Ageing test for screwless modular terminal block temperature cycles	192
Result of aging test	Test passed
Proof of thermal characteristics (needle flame) effective duration	30 s

Feed-through terminal block - ST 2,5-QUATTRO - 3031306

Technical data

General

Result of thermal test	Test passed
Test specification, oscillation, broadband noise	DIN EN 50155 (VDE 0115-200):2008-03
Test spectrum	Service life test category 1, class B, body mounted
Test frequency	$f_1 = 5 \text{ Hz}$ to $f_2 = 150 \text{ Hz}$
ASD level	0.02 g^2/Hz
Acceleration	0.8 g
Test duration per axis	5 h
Test directions	X-, Y- and Z-axis
Oscillation, broadband noise test result	Test passed
Test specification, shock test	DIN EN 50155 (VDE 0115-200):2008-03
Shock form	Half-sine
Acceleration	5 g
Shock duration	30 ms
Number of shocks per direction	3
Test directions	X-, Y- and Z-axis (pos. and neg.)
Shock test result	Test passed
Temperature index, insulating material (DIN EN 60216-1 (VDE 0304-21))	125 °C
Static insulating material application in cold	-60 °C

Dimensions

Width	5.2 mm
Length	72 mm
Height NS 35/7,5	36.5 mm
Height NS 35/15	44 mm

Connection data

Conductor cross section solid min.	0.08 mm^2
Conductor cross section solid max.	4 mm^2
Conductor cross section AWG/kcmil min.	28
Conductor cross section AWG/kcmil max	12
Conductor cross section stranded min.	0.08 mm^2
Conductor cross section stranded max.	2.5 mm^2
Min. AWG conductor cross section, stranded	28
Max. AWG conductor cross section, stranded	14
Conductor cross section stranded, with ferrule without plastic sleeve min.	0.14 mm^2
Conductor cross section stranded, with ferrule without plastic sleeve max.	2.5 mm^2
Conductor cross section stranded, with ferrule with plastic sleeve min.	0.14 mm^2
Conductor cross section stranded, with ferrule with plastic sleeve max.	2.5 mm^2

Feed-through terminal block - ST 2,5-QUATTRO - 3031306

Technical data

Connection data

2 conductors with same cross section, stranded, TWIN ferrules with plastic sleeve, max.	0.5 mm ²
Connection method	Spring-cage connection
Minimum stripping length	8 mm
Maximum stripping length	10 mm
Internal cylindrical gage	A3

classifications

eCl@ss

eCl@ss 4.0	27141121
eCl@ss 4.1	27141121
eCl@ss 5.0	27141125
eCl@ss 5.1	27141125
eCl@ss 6.0	27141125
eCl@ss 7.0	27141125
eCl@ss 8.0	27141125

ETIM

ETIM 2.0	EC000897
ETIM 3.0	EC000897
ETIM 4.0	EC000897
ETIM 5.0	EC000897

UNSPSC

UNSPSC 6.01	30211811
UNSPSC 7.0901	39121410
UNSPSC 11	39121410
UNSPSC 12.01	39121410
UNSPSC 13.2	39121410

approvals

IECEX / ATEX / UL Recognized / VDE Gutachten mit Fertigungsüberwachung / cUL Recognized / GOST / LR / GL / BV / DNV / RS / ABS / KR / NK / IECEE CB Scheme / GOST / VDE Gutachten mit Fertigungsüberwachung / IECEE CB Scheme / cULus Recognized /

Approval details

IECEX	
Nominal voltage UN	550 V
Nominal current IN	22 A
mm ² /AWG/kcmil	0.08-2.5

Feed-through terminal block - ST 2,5-QUATTRO - 3031306

approvals

ATEX

Nominal voltage UN	550 V
Nominal current IN	26 A
mm ² /AWG/kcmil	0.08-4

UL Recognized

Usegroups	B	C
Nominal voltage UN	600 V	600 V
Nominal current IN	20 A	20 A
mm ² /AWG/kcmil	28-12	28-12

VDE Gutachten mit Fertigungsüberwachung

Nominal voltage UN	800 V
Nominal current IN	24 A
mm ² /AWG/kcmil	0.2-2.5

cUL Recognized

Usegroups	B	C
Nominal voltage UN	600 V	600 V
Nominal current IN	20 A	20 A
mm ² /AWG/kcmil	28-12	28-12

GOST

LR

GL

Nominal voltage UN	800 V
Nominal current IN	24 A

Feed-through terminal block - ST 2,5-QUATTRO - 3031306

approvals

mm ² /AWG/kcmil	2.5
----------------------------	-----

BV


DNV


RS


ABS	
Nominal voltage UN	600 V
Nominal current IN	20 A
mm ² /AWG/kcmil	26-12

KR

NK

IECEE CB Scheme 	
Nominal voltage UN	800 V
Nominal current IN	
mm ² /AWG/kcmil	2.5




	
Nominal voltage UN	800 V
Nominal current IN	24 A
mm ² /AWG/kcmil	0.2-2.5

	
---	--

Feed-through terminal block - ST 2,5-QUATTRO - 3031306

approvals

Nominal voltage UN	800 V
Nominal current IN	
mm ² /AWG/kcmil	2.5



accessories

End cover

D-ST 2,5-QUATTRO - 3030514



DS-ST 2,5 - 3036602



D-ST 2,5-QUATTRO-0,8 OG - 3030513



DP PS-5 - 3036725



Test plug terminal block

Feed-through terminal block - ST 2,5-QUATTRO - 3031306

accessories

RPS - 0201647



MPS-MT - 0201744



PAI-4-N GY - 3032871



PS-5 - 3030983



PS-5/2,3MM RD - 3038723



Partition plate

Feed-through terminal block - ST 2,5-QUATTRO - 3031306

accessories

ATP-ST QUATTRO - 3030815



Screwdriver tools

SZF 1-0,6X3,5 - 1204517



Labeled terminal marker

WST 2,5 - 3030941



ZB 5 CUS - 0824962



UC-TM 5 CUS - 0824581



Feed-through terminal block - ST 2,5-QUATTRO - 3031306

accessories

UCT-TM 5 CUS - 0829595



ZBF 5 CUS - 0825025



UC-TMF 5 CUS - 0824638



UCT-TMF 5 CUS - 0829658



Documentation

ST-IL - 3039900



Bridge

Feed-through terminal block - ST 2,5-QUATTRO - 3031306

accessories

FBS 20-5 - 3030226



FBS 10-5 - 3030213



FBS 5-5 - 3030190



FBS 4-5 - 3030187



FBS 3-5 - 3030174



FBS 2-5 - 3030161



Feed-through terminal block - ST 2,5-QUATTRO - 3031306

accessories

FBS 50-5 - 3038930



Mounting rail

NS 35/ 7,5 PERF 2000MM - 0801733



NS 35/ 7,5 UNPERF 2000MM - 0801681



NS 35/ 7,5 WH PERF 2000MM - 1204119



NS 35/ 7,5 WH UNPERF 2000MM - 1204122



Feed-through terminal block - ST 2,5-QUATTRO - 3031306

accessories

NS 35/ 7,5 AL UNPERF 2000MM - 0801704



NS 35/ 7,5 ZN PERF 2000MM - 1206421



NS 35/ 7,5 ZN UNPERF 2000MM - 1206434



NS 35/ 7,5 CU UNPERF 2000MM - 0801762



NS 35/ 7,5 CAP - 1206560



NS 35/15 PERF 2000MM - 1201730



Feed-through terminal block - ST 2,5-QUATTRO - 3031306

accessories

NS 35/15 UNPERF 2000MM - 1201714



NS 35/15 WH PERF 2000MM - 0806602



NS 35/15 WH UNPERF 2000MM - 1204135



NS 35/15 AL UNPERF 2000MM - 1201756



NS 35/15 ZN PERF 2000MM - 1206599



Feed-through terminal block - ST 2,5-QUATTRO - 3031306

accessories

NS 35/15 ZN UNPERF 2000MM - 1206586



NS 35/15 CU UNPERF 2000MM - 1201895



NS 35/15 CAP - 1206573



NS 35/15-2,3 UNPERF 2000MM - 1201798



Terminal marking

ZB 5 :UNBEDRUCKT - 1050004



Feed-through terminal block - ST 2,5-QUATTRO - 3031306

accessories

UC-TM 5 - 0818108



UCT-TM 5 - 0828734



ZBF 5:UNBEDRUCKT - 0808642



UC-TMF 5 - 0818153



UCT-TMF 5 - 0828744



Insulating sleeve

Feed-through terminal block - ST 2,5-QUATTRO - 3031306

accessories

MPS-IH WH - 0201663



MPS-IH RD - 0201676



MPS-IH BU - 0201689



MPS-IH YE - 0201692



MPS-IH GN - 0201702



MPS-IH GY - 0201728



Feed-through terminal block - ST 2,5-QUATTRO - 3031306

accessories

MPS-IH BK - 0201731



ISH 2,5/0,2 - 3002843



ISH 2,5/0,5 - 3002856



ISH 2,5/1,0 - 3002869



End block

CLIPFIX 35 - 3022218



Feed-through terminal block - ST 2,5-QUATTRO - 3031306

accessories

CLIPFIX 35-5 - 3022276



E/NS 35 N - 0800886



E/UK - 1201442



E/UK 1 - 1201413



Drawings

Circuit diagram

