

Double-level terminal block - PTTB 1,5/S-PV - 3208540

Please be informed that the data shown in this PDF Document is generated from our Online Catalog. Please find the complete data in the user's documentation. Our General Terms of Use for Downloads are valid (<http://download.phoenixcontact.com>)



Double-level terminal block, Cross section: 0.14 mm² - 1.5 mm², AWG: 26 - 14, Connection type: Push-in connection, Width: 3.5 mm, Color: gray, Mounting type: NS 35/7,5, NS 35/15

Product Features

- The push-in connection terminal blocks are characterized by the system features of the CLIPLINE complete system and by easy and tool-free wiring of conductors with ferrules or solid conductors
- The compact design and front connection enable wiring in a confined space
- In addition to the testing facility in the double function shaft, all terminal blocks provide an additional test connection
- Tested for railway applications

Key commercial data

package_quantity	50
GTIN	4046356564403

Technical data

General

Number of levels	2
Number of connections	4
Color	gray
Insulating material	PA
Inflammability class according to UL 94	V0
Area of application	Railway industry
Area of application	Mechanical engineering
Area of application	Plant engineering

General

Rated surge voltage	6 kV
Pollution degree	3
Surge voltage category	III
Insulating material group	I
Connection in acc. with standard	IEC 60947-7-1
Nominal current I _N	16 A
Nominal voltage U _N	500 V
Open side panel	ja
Shock protection test specification	DIN EN 50274 (VDE 0660-514):2002-11

Double-level terminal block - PTTB 1,5/S-PV - 3208540

Technical data

General

Back of the hand protection	guaranteed
Finger protection	guaranteed
Surge voltage test setpoint	7.3 kV
Result of surge voltage test	Test passed
Power frequency withstand voltage setpoint	1.89 kV
Result of power-frequency withstand voltage test	Test passed
Checking the mechanical stability of terminal points (5 x conductor connection)	Test passed
Bending test rotation speed	10 rpm
Bending test turns	135
Bending test conductor cross section/weight	0,14 mm ² /0,2 kg
Bending test conductor cross section/weight	1.5 mm ² / 0.4 kg
Result of bending test	Test passed
Conductor cross section tensile test	0.14 mm ²
Tractive force setpoint	10 N
Conductor cross section tensile test	1.5 mm ²
Tractive force setpoint	40 N
Tensile test result	Test passed
Tight fit on carrier	NS 35
Setpoint	1 N
Result of tight fit test	Test passed
Requirements, voltage drop	≤ 3.2 mV
Result of voltage drop test	Test passed
Temperature-rise test	Test passed
Conductor cross section short circuit testing	1.5 mm ²
Short-time current	0.18 kA
Short circuit stability result	Test passed
Ageing test for screwless modular terminal block temperature cycles	192
Result of aging test	Test passed
Proof of thermal characteristics (needle flame) effective duration	30 s
Result of thermal test	Test passed
Test specification, oscillation, broadband noise	DIN EN 50155 (VDE 0115-200):2008-03
Test spectrum	Service life test category 2, bogie mounted
Test frequency	5 - 250 Hz
ASD level	11.83 (m/s ²) ² /Hz
Acceleration	4.25 g
Test duration per axis	5 h
Test directions	X-, Y- and Z-axis
Oscillation, broadband noise test result	Test passed
Test specification, shock test	DIN EN 50155 (VDE 0115-200):2008-03

Double-level terminal block - PTTB 1,5/S-PV - 3208540

Technical data

General

Shock form	Half-sine
Acceleration	30 g
Shock duration	18 ms
Number of shocks per direction	3
Test directions	X-, Y- and Z-axis (pos. and neg.)
Shock test result	Test passed
Temperature index, insulating material (DIN EN 60216-1 (VDE 0304-21))	130 °C
Static insulating material application in cold	-60 °C

Dimensions

Width	3.5 mm
Length	65.4 mm
Height NS 35/7,5	42.6 mm
Height NS 35/15	50.1 mm

Connection data

Conductor cross section solid min.	0.14 mm ²
Conductor cross section solid max.	1.5 mm ²
Conductor cross section stranded min.	0.14 mm ²
Conductor cross section stranded max.	1.5 mm ²
Conductor cross section AWG/kcmil min.	26
Conductor cross section AWG/kcmil max	14
Conductor cross section stranded, with ferrule without plastic sleeve min.	0.14 mm ²
Conductor cross section stranded, with ferrule without plastic sleeve max.	1.5 mm ²
Conductor cross section stranded, with ferrule with plastic sleeve min.	0.14 mm ²
Conductor cross section stranded, with ferrule with plastic sleeve max.	1 mm ²
Connection method	Push-in connection
Stripping length	8 mm
Internal cylindrical gage	A1 / B1

classifications

eCl@ss

eCl@ss 4.0	27141121
eCl@ss 4.1	27141121
eCl@ss 5.0	27141120
eCl@ss 5.1	27141120
eCl@ss 6.0	27141120
eCl@ss 7.0	27141120

Double-level terminal block - PTTB 1,5/S-PV - 3208540

classifications

eCl@ss

eCl@ss 8.0	27141120
------------	----------

ETIM

ETIM 4.0	EC000897
ETIM 5.0	EC000897

UNSPSC

UNSPSC 6.01	30211811
UNSPSC 7.0901	39121410
UNSPSC 11	39121410
UNSPSC 12.01	39121410
UNSPSC 13.2	39121410

approvals

UL Recognized / cUL Recognized / GOST / CSA / LR / GL / GOST / cULus Recognized /

Approval details

UL Recognized			
Usegroups	B	C	D
Nominal voltage UN	300 V	300 V	600 V
Nominal current IN	15 A	15 A	5 A
mm ² /AWG/kcmil	26-14	26-14	26-14

cUL Recognized			
Usegroups	B	C	D
Nominal voltage UN	300 V	300 V	600 V
Nominal current IN	15 A	15 A	5 A
mm ² /AWG/kcmil	26-14	26-14	26-14

GOST

CSA



Double-level terminal block - PTTB 1,5/S-PV - 3208540

approvals

Usegroups	B	C	D
Nominal voltage UN	300 V	300 V	600 V
Nominal current IN	15 A	15 A	5 A
mm ² /AWG/kcmil	26-14	26-14	26-14

LR

GL



accessories

Screwdriver tools

SZF 0-0,4X2,5 - 1204504



Partition plate

ATP-STTB 4 - 3030747



End cover

Double-level terminal block - PTTB 1,5/S-PV - 3208540

accessories

D-PTTB 1,5/S - 3208579



Marker carriers

STP 3,5-2 - 0830131



Documentation

PT-IL - 3208090



Bridge

FBS 2-3,5 - 3213014



FBS 3-3,5 - 3213027



Double-level terminal block - PTTB 1,5/S-PV - 3208540

accessories

FBS 4-3,5 - 3213030



FBS 5-3,5 - 3213043



FBS 10-3,5 - 3213056



FBS 20-3,5 - 3213069



FBS 2-3,5 BU - 3213086



FBS 3-3,5 BU - 3213099



Double-level terminal block - PTTB 1,5/S-PV - 3208540

accessories

FBS 4-3,5 BU - 3213109



FBS 5-3,5 BU - 3213112



FBS 10-3,5 BU - 3213125



FBS 20-3,5 BU - 3213138



Mounting rail

NS 35/ 7,5 PERF 2000MM - 0801733



Double-level terminal block - PTTB 1,5/S-PV - 3208540

accessories

NS 35/ 7,5 UNPERF 2000MM - 0801681



NS 35/ 7,5 WH PERF 2000MM - 1204119



NS 35/ 7,5 WH UNPERF 2000MM - 1204122



NS 35/ 7,5 AL UNPERF 2000MM - 0801704



NS 35/ 7,5 ZN PERF 2000MM - 1206421



NS 35/ 7,5 ZN UNPERF 2000MM - 1206434



Double-level terminal block - PTTB 1,5/S-PV - 3208540

accessories

NS 35/ 7,5 CU UNPERF 2000MM - 0801762



NS 35/ 7,5 CAP - 1206560



NS 35/15 PERF 2000MM - 1201730



NS 35/15 UNPERF 2000MM - 1201714



NS 35/15 WH PERF 2000MM - 0806602



Double-level terminal block - PTTB 1,5/S-PV - 3208540

accessories

NS 35/15 WH UNPERF 2000MM - 1204135



NS 35/15 AL UNPERF 2000MM - 1201756



NS 35/15 ZN PERF 2000MM - 1206599



NS 35/15 ZN UNPERF 2000MM - 1206586



NS 35/15 CU UNPERF 2000MM - 1201895



NS 35/15 CAP - 1206573



Double-level terminal block - PTTB 1,5/S-PV - 3208540

accessories

NS 35/15-2,3 UNPERF 2000MM - 1201798



Terminal marking

ZBF 3,5:UNBEDRUCKT - 0829392



UCT-TMF 3,5 - 0829486



Labeled terminal marker

ZBF 3,5 CUS - 0829394



UCT-TMF 3,5 CUS - 0829644



Test plug terminal block

Double-level terminal block - PTTB 1,5/S-PV - 3208540

accessories

MPS-MT - 0201744



Insulating sleeve

MPS-IH WH - 0201663



MPS-IH RD - 0201676



MPS-IH BU - 0201689



MPS-IH YE - 0201692



Double-level terminal block - PTTB 1,5/S-PV - 3208540

accessories

MPS-IH GN - 0201702



MPS-IH GY - 0201728



MPS-IH BK - 0201731



Planning and marking software

CLIP-PROJECT ADVANCED - 5146040



CLIP-PROJECT PROFESSIONAL - 5146053



End block

Double-level terminal block - PTTB 1,5/S-PV - 3208540

accessories

E/UK - 1201442



E/UK 1 - 1201413



CLIPFIX 35 - 3022218



CLIPFIX 35-5 - 3022276



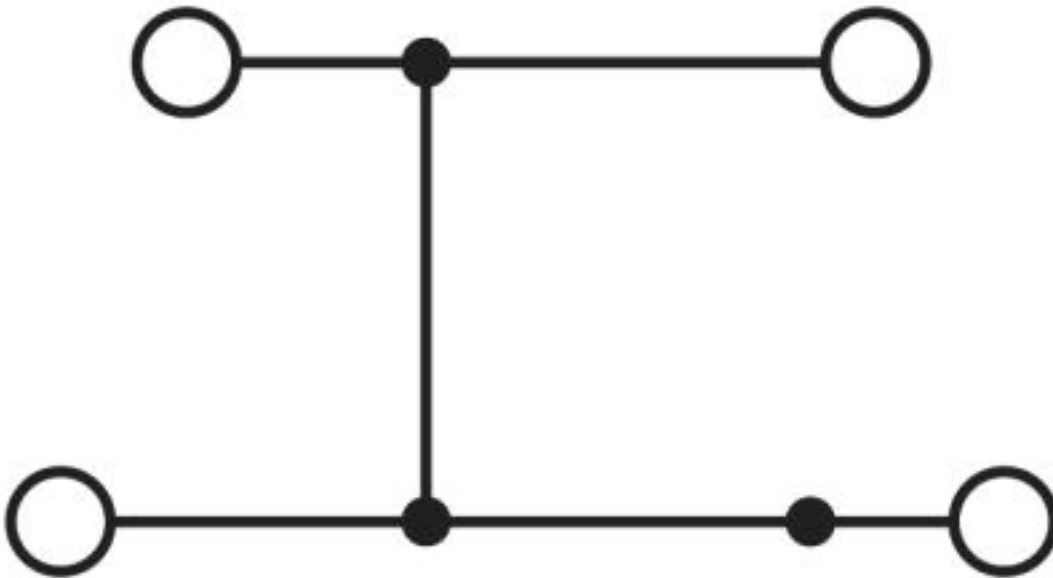
E/NS 35 N - 0800886



Drawings

Double-level terminal block - PTTB 1,5/S-PV - 3208540

Circuit diagram



© Phoenix Contact 2013 - all rights reserved
<http://www.phoenixcontact.com>