

Terminal adapter - HC-D 64-A-TWIN-PER-F - 1580202

Please be informed that the data shown in this PDF Document is generated from our Online Catalog. Please find the complete data in the user's documentation. Our General Terms of Use for Downloads are valid (<http://download.phoenixcontact.com>)



HEAVYCON terminal adapter female insert, D64 series, 64-pos., left PE connection for the right side of the control cabinet, Push-in connection

Key commercial data

package_quantity	4
GTIN	4046356154536

Technical data

Dimensions

Drill hole distance, horizontal	104 mm
Height	141.1 mm

Ambient conditions

Ambient temperature (operation)	-40 °C ... 125 °C
---------------------------------	-------------------

Electrical characteristics

Note	For HEAVYCON-ADVANCE mounting flange and HEAVYCON panel mounting base of B24 type
Number of positions	64
Rated voltage (III/3)	250 V
Rated surge voltage	6 kV
Rated current	10 A

Mechanical characteristics

Design	B24
Connection method	Push-in connection
Stripping length of the individual wire	10 mm
Conductor cross section	0.5 mm ² ... 2.5 mm ²
Connection cross section AWG	22 ... 12

General

Contact material	Copper alloy
Contact surface material	Ag
Contact carrier material	PA
Pollution degree	3
Surge voltage category	III

Terminal adapter - HC-D 64-A-TWIN-PER-F - 1580202

Technical data

General

Inflammability class according to UL 94	V0
Assembly instructions	Use ferrules. 0.5 mm ² ... 2.5 mm ² with or without insulating collar, length: 10 mm, stripping length: 10 mm, SZF 1-0,6x3,5 screwdriver
Installation instructions	Connectors may be plugged in only when there is no load/voltage. Not for HC-B 24-AMQ-EMV housings

classifications

eCl@ss

eCl@ss 4.0	27140816
eCl@ss 4.1	27140816
eCl@ss 5.0	27143424
eCl@ss 5.1	27143424
eCl@ss 6.0	27143424
eCl@ss 7.0	27440209
eCl@ss 8.0	27440209

ETIM

ETIM 3.0	EC000438
ETIM 4.0	EC000438
ETIM 5.0	EC000438

UNSPSC

UNSPSC 6.01	30211923
UNSPSC 7.0901	39121522
UNSPSC 11	39121522
UNSPSC 12.01	39121522
UNSPSC 13.2	39121522

accessories

Mounting material

HC-KA-FE - 1775240



Terminal adapter - HC-D 64-A-TWIN-PER-F - 1580202

accessories

HC-VSH - 1660083



HC-B-PES - 1604997



HC-B-3PE - 1644326



Coding element

HC-CST - 1676857



HC-CBU - 1676860



Terminal adapter - HC-D 64-A-TWIN-PER-F - 1580202

accessories

HC-CB - 1772722



Screwdriver tools

SZF 1-0,6X3,5 - 1204517



Terminal marking

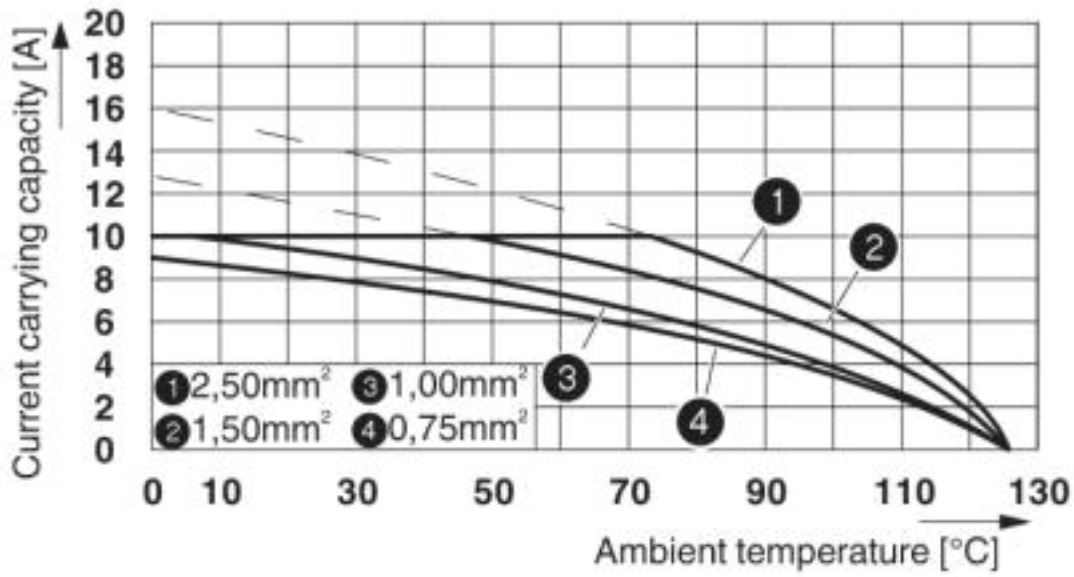
ZB 5 :UNBEDRUCKT - 1050004



Drawings

Terminal adapter - HC-D 64-A-TWIN-PER-F - 1580202

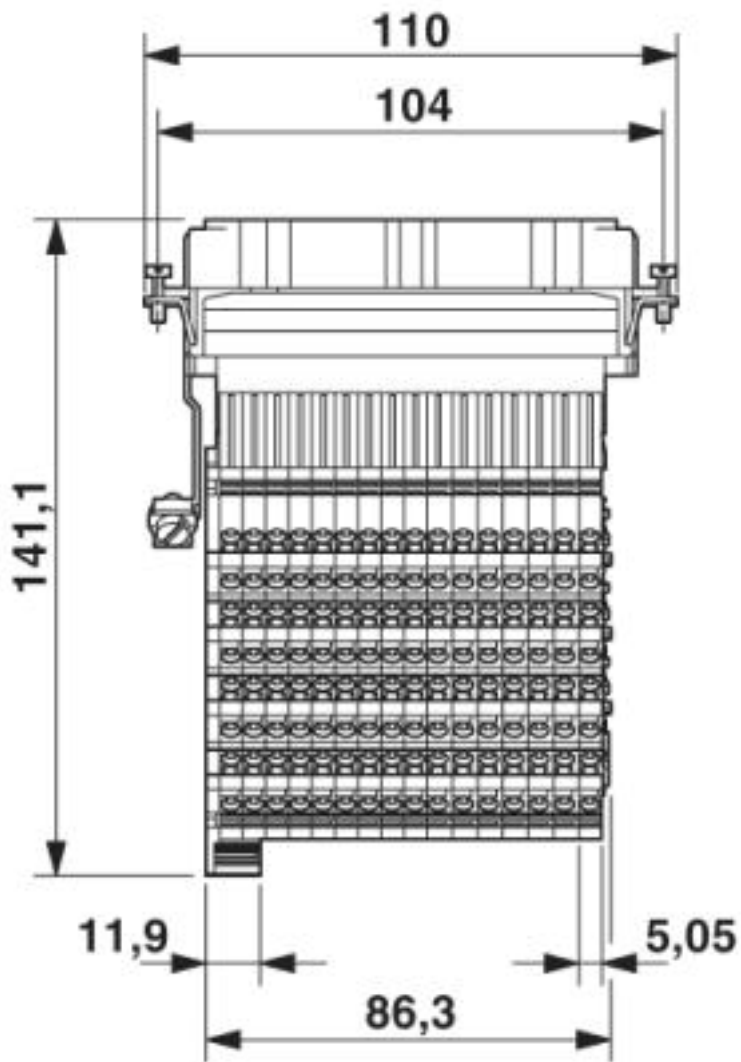
Diagram



Derating diagram

Terminal adapter - HC-D 64-A-TWIN-PER-F - 1580202

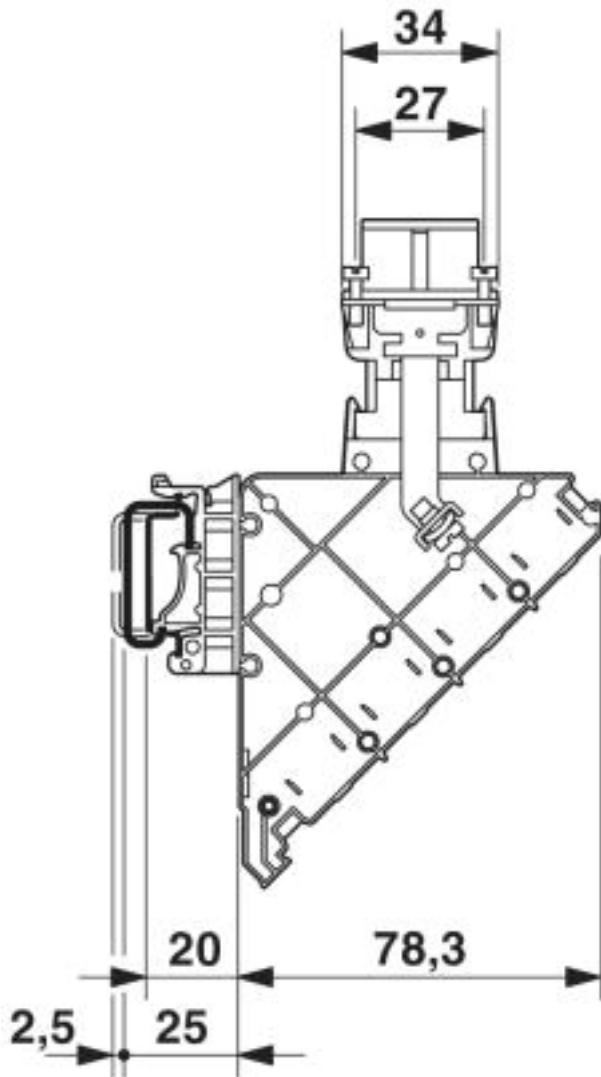
Dimensioned drawing



Connection side

Terminal adapter - HC-D 64-A-TWIN-PER-F - 1580202

Dimensioned drawing



Side view

© Phoenix Contact 2013 - all rights reserved
<http://www.phoenixcontact.com>