

Contact insert - HC-B 10-EBUQ-2,5 - 1605569

Please be informed that the data shown in this PDF Document is generated from our Online Catalog. Please find the complete data in the user's documentation. Our General Terms of Use for Downloads are valid (<http://download.phoenixcontact.com>)



HEAVYCON female insert, B10 series, 10-pos., QUICKON-connection

Product Description

With the QUICKON connection method, the wires are connected with a simple levering action of the screwdriver. The wire does not need to be stripped before connection! This saves at least 60% connection time!

Key commercial data

package_quantity	10
GTIN	4017918940652

Technical data

General

Note	For HEAVYCON ADVANCE and HEAVYCON housing of B10 type. Coding using the CP-HC (1686478) coding profile. HC-B6.../ HC-B10... for two coding profiles. HC-B16.../ HC-B24... for 4 coding profiles. Connectors may be operated only when there is no load/voltage.
Connection method	QUICKON connection
Pollution degree	3
Surge voltage category	III
Number of positions	10+PE
Insertion/withdrawal cycles	≥ 500
Design	B10
Conductor cross section	0.34 mm ² ... 2.5 mm ²
Connection cross section AWG	22 ... 14
Wire diameter including insulation	1 mm ... 3.5 mm
Frequency of connections between conductors of the same cross section	10
Assembly instructions	If the conductor is to be reconnected, it must be cut off above the last contact point.
Connection	For housings of type B10. Connectors may only be actuated when there is no load/voltage.

Ambient conditions

Ambient temperature (operation)	-40 °C ... 125 °C (including heating up of contacts)
Ambient temperature (assembly)	-25 °C ... 50 °C

Contact insert - HC-B 10-EBUQ-2,5 - 1605569

Technical data

Material data

Inflammability class according to UL 94	V0
Contact material	Copper alloy
Contact surface material	Ag
Contact carrier material	PA
Material wire insulation	PVC / PE

Electrical characteristics

Rated voltage (III/3)	400 V
Rated surge voltage	6 kV
Rated current	16 A

classifications

eCl@ss

eCl@ss 4.0	27140816
eCl@ss 4.1	27140816
eCl@ss 5.0	27143424
eCl@ss 5.1	27143424
eCl@ss 6.0	27143424
eCl@ss 7.0	27440209
eCl@ss 8.0	27440209

ETIM

ETIM 2.0	EC000437
ETIM 3.0	EC000437
ETIM 4.0	EC000437
ETIM 5.0	EC000437

UNSPSC

UNSPSC 6.01	30211923
UNSPSC 7.0901	39121522
UNSPSC 11	39121522
UNSPSC 12.01	39121522
UNSPSC 13.2	39121522

approvals

CSA / UL Recognized / cUL Recognized / cULus Recognized /

Approval details

Contact insert - HC-B 10-EBUQ-2,5 - 1605569

approvals

CSA	
Nominal voltage UN	600 V
Nominal current IN	10 A
mm ² /AWG/kcmil	16

UL Recognized	
Nominal voltage UN	600 V
Nominal current IN	10 A
mm ² /AWG/kcmil	16-14

cUL Recognized	
Nominal voltage UN	600 V
Nominal current IN	10 A
mm ² /AWG/kcmil	16-14

cULus Recognized	
-------------------------	--

accessories

Coding element

CP-HC - 1686478



Contact insert - HC-B 10-EBUQ-2,5 - 1605569

accessories

HC-CST - 1676857



HC-CBU - 1676860



HC-CB - 1772722



Mounting material

HC-B-PES - 1604997



HC-B-3PE - 1644326



Contact insert - HC-B 10-EBUQ-2,5 - 1605569

accessories

HC-B-ZG - 1685327



HC-B-ZS - 1685330



Plug assembly frame

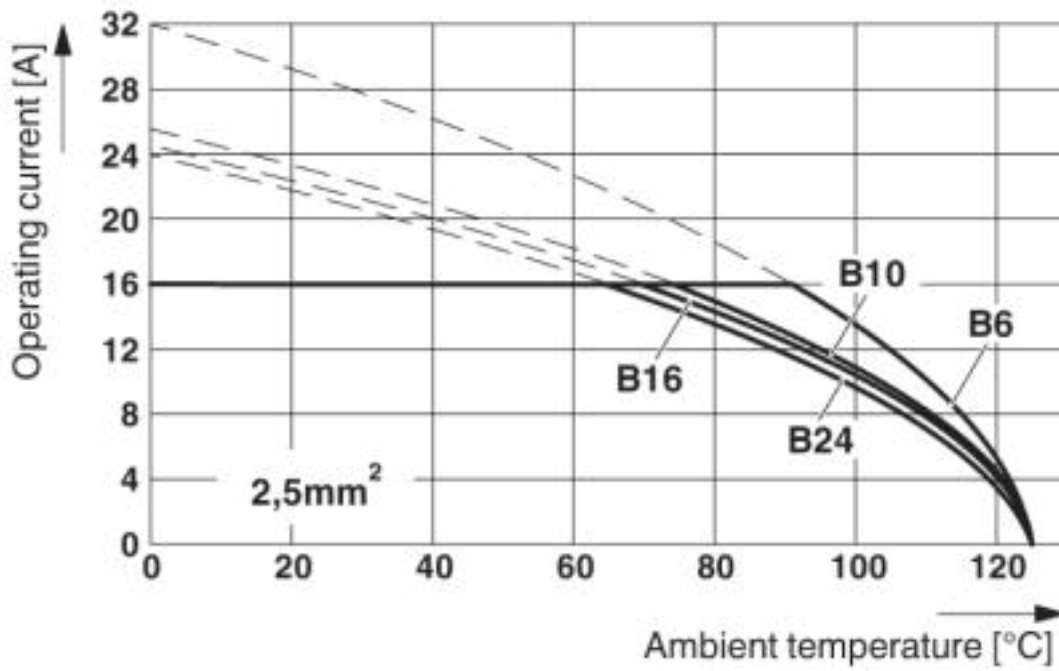
HC-SMR-B10 - 1687969



Drawings

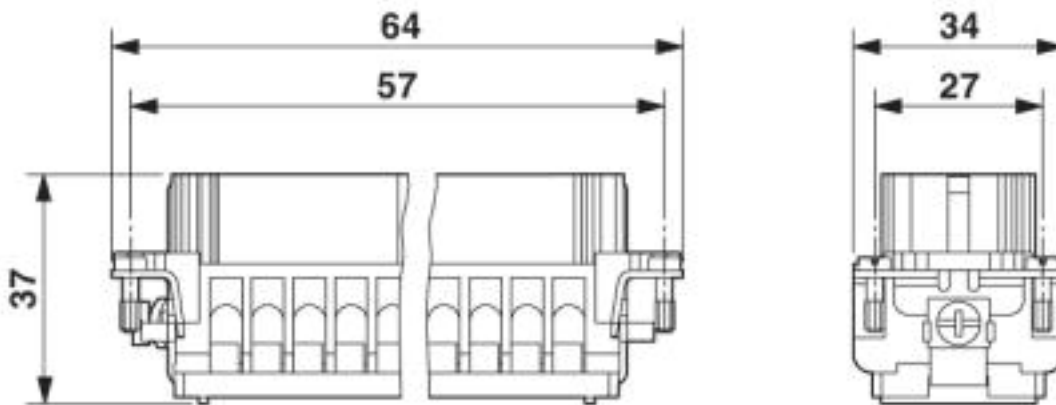
Contact insert - HC-B 10-EBUQ-2,5 - 1605569

Diagram



Derating diagram

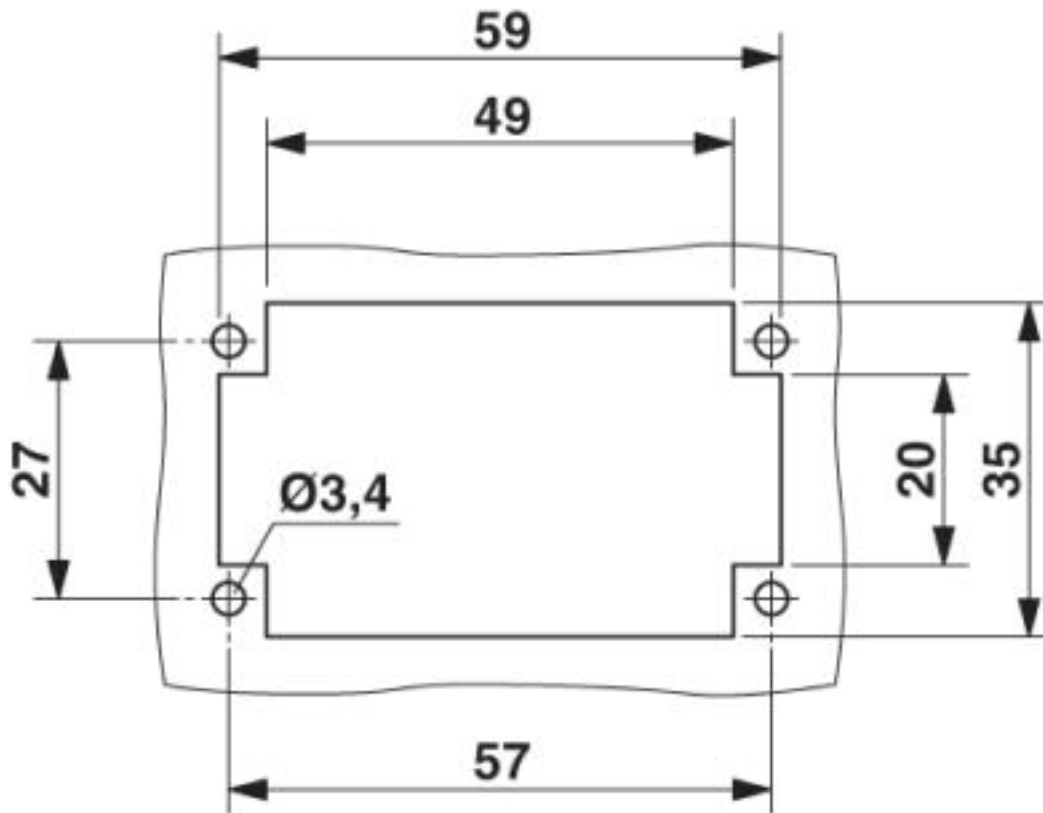
Dimensioned drawing



Female insert

Contact insert - HC-B 10-EBUQ-2,5 - 1605569


Dimensioned drawing



Panel cutout

Contact insert - HC-B 10-EBUQ-2,5 - 1605569

Schematic diagram



Connector pin assignment, connection side

© Phoenix Contact 2013 - all rights reserved
<http://www.phoenixcontact.com>