Contact carriers - SACC-MCI-M12MS-5CON/0,5 - 1440818

Please be informed that the data shown in this PDF Document is generated from our Online Catalog. Please find the complete data in the user's documentation. Our General Terms of Use for Downloads are valid (http://download.phoenixcontact.com)



The illustration shows the 5-position version of the product

Assembled contact carrier and insulating body with 0.5 m litz wires and crimp contacts

Key commercial data

package_quantity	1
GTIN	4046356533621

Technical data

Ambient conditions

Ambient temperature (operation)	-25 °C ... 85 °C (Plug / socket)
Degree of protection	IP67

General

Rated current at 40°C	4 A
Rated voltage	60 V
Number of positions	5
Contact resistance	≤ 3 mΩ
Insulation resistance	≥ 100 MΩ
Coding	A - standard
Standards/regulations	M12 connector IEC 61076-2-101
Status display	No
Surge voltage category	II
Pollution degree	3
Connection method	Crimp contacts
Mounting type	Front mounting Square flange 25 mm side length

Material

Inflammability class according to UL 94	V0
Contact material	CuZn
Contact surface material	Au
Contact carrier material	PA 66

Cable

Cable type	TPE litz wire

Contact carriers - SACC-MCI-M12MS-5CON/0,5 - 1440818

Technical data

Cable

AWG signal line	22
Conductor structure signal line	0.34 mm
Outer sheath, material	TPE
Ambient temperature (operation)	-25 °C ... 85 °C (cable, fixed installation)
Ambient temperature (operation)	-25 °C ... 85 °C (cable, flexible installation)

classifications

eCl@ss

eCl@ss 4.0	27250313
eCl@ss 4.1	27250313
eCl@ss 5.0	27143423
eCl@ss 5.1	27143423
eCl@ss 6.0	27143423
eCl@ss 7.0	27449001
eCl@ss 8.0	27449001

ETIM

ETIM 4.0	EC002061
ETIM 5.0	EC002061

UNSPSC

UNSPSC 6.01	31251501
UNSPSC 7.0901	31251501
UNSPSC 11	31251501
UNSPSC 12.01	31251501
UNSPSC 13.2	31251501

approvals

GOST / GOST /

Approval details

GOST

Contact carriers - SACC-MCI-M12MS-5CON/0,5 - 1440818

accessories

Panel mounting base

SACC-MSQ-M12MS-25-3,2 SCO - 1419959



Drawings

Dimensioned drawing

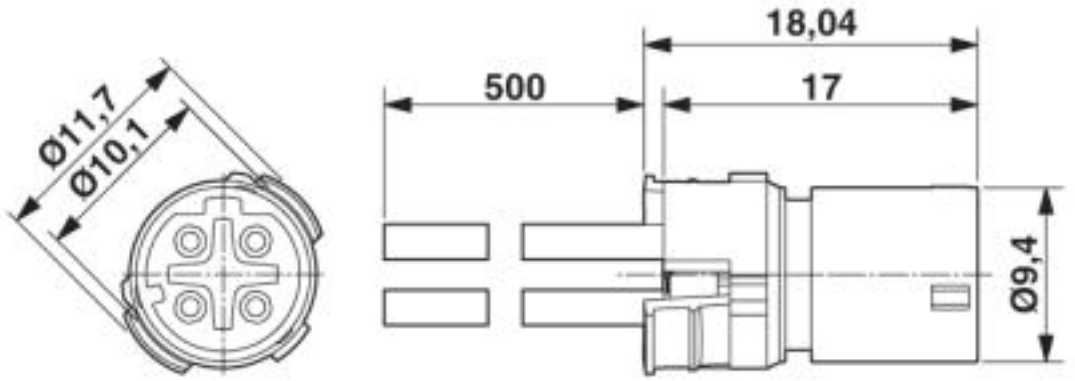

Circuit diagram



Contact assignment of the M12 plug

Contact carriers - SACC-MCI-M12MS-5CON/0,5 - 1440818

Schematic diagram

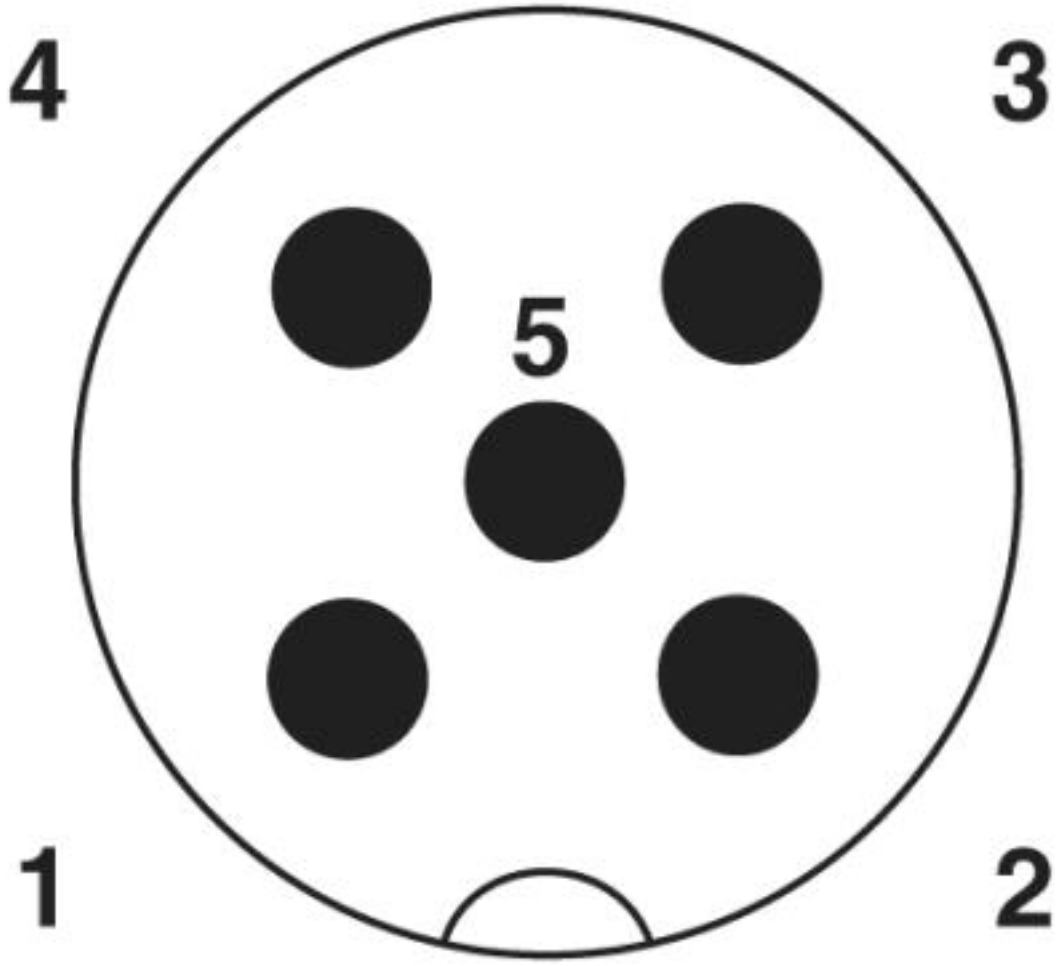

Pin assignment M12 male connector, 5-pos., A-coded, male side

© Phoenix Contact 2013 - all rights reserved
http://www.phoenixcontact.com