



DATA SHEET	61747360
SILVYN® EL	valid from : 28.02.2008

The protective conduit SILVYN® EL consists of a flexible PVC sheath with a rigid PVC spiral welded in. The inner wall however is smooth and enables cables and single wires to be pulled through easily. Applications are to be found in engineering, vehicle and automatic machines manufacture.



Material:	flexible -PVC sheath rigid – PVC spiral (welded in)
Characteristics:	high flexible flat inside break-proof for use in moist locations self-extinguishing, VO in accord. to UL 94 dielectric resistance KV 26,0 (ASTM D 149)
Resistance:	against a lot of chemical agents
Temperature range	- 20° up to + 60° C
Colour:	grey (RAL 7001)

Approbationen:

Protective conduit



Technical data:

Part no.	Conduit	Diameter mm		Min. bending radius mm
		inner	outer	
6174 7360	SILVYN® EL	10	14,6	20
6174 7370	SILVYN® EL	12	16,4	25
6174 7380	SILVYN® EL	16	20,7	30
6174 7390	SILVYN® EL	22	27	40
6174 7400	SILVYN® EL	25	30,6	45
6174 7410	SILVYN® EL	28	33,8	50
6174 7420	SILVYN® EL	35	41	60
6174 7430	SILVYN® EL	40	46,4	70
6174 7440	SILVYN® EL	50	57,2	85

elaborated by: TE-VZ: M. Steinberg	Document: DB61747360_5EN	page 1 of 2
---------------------------------------	--------------------------	-------------



DATA SHEET	61747360
SILVYN® EL	valid from : 28.02.2008



Compatible glands / accessories:



SILVYN® ELG-M; ELW-M; ELG; ELW

Protection class:

SILVYN® EL with ELG-M; ELW-M; ELG; ELW **IP65**

Allocation tables:

Conduit	 Conduit gland straight	 Conduit gland 90° angle
SILVYN® EL 10x14,6	ELG-M 12x1,5	ELW-M 12x1,5
SILVYN® EL 12x16,4	ELG-M 16x1,5	ELW-M 16x1,5
SILVYN® EL 16x20,7	ELG-M 20x1,5	ELW-M 20x1,5
SILVYN® EL 22x27,0	ELG-M 25x1,5	ELW-M 25x1,5
SILVYN® EL 25x30,6	ELG-M 32x1,5/1	ELW-M 32x1,5/1
SILVYN® EL 28x33,8	ELG-M 32x1,5/2	ELW-M 32x1,5/2
SILVYN® EL 35x41	ELG-M 40x1,5	ELW-M 40x1,5
SILVYN® EL 40x46,4	ELG-M 50x1,5	
SILVYN® EL 50x57,2	ELG-M 63x1,5	

Conduit	 Conduit gland straight	 Conduit gland 90° angle
SILVYN® EL 10x14,6	ELG 7	ELW 7
SILVYN® EL 12x16,4	ELG 9	ELW 9
SILVYN® EL 16x20,7	ELG 11	ELW 11
SILVYN® EL 16x20,7	ELG 13,5	ELW 13,5
SILVYN® EL 22x27,0	ELG 16	ELW 16
SILVYN® EL 25x30,6	ELG 21	ELW 21
SILVYN® EL 28x33,8	ELG 29	ELW 29
SILVYN® EL 35x41	ELG 36	ELW 36
SILVYN® EL 40x46,4	ELG 42	
SILVYN® EL 50x57,2	ELG 48	

elaborated by: TE-VZ: M. Steinberg	Document: DB61747360_5EN	page 2 of 2
---------------------------------------	--------------------------	-------------