

# D-SUB bus connector - SUBCON-PLUS-CAN/PG - 2708119

Please be informed that the data shown in this PDF Document is generated from our Online Catalog. Please find the complete data in the user's documentation. Our General Terms of Use for Downloads are valid (<http://download.phoenixcontact.com>)



D-SUB connector, 9-pos. socket, cable entry < 35°, bus system: CAN, CANopen®, SafetyBUS p up to 1 Mbps, with PG D-SUB socket for connecting a programming device, termination resistor can be switched on via slide switch, pin assignment: 2, 3, 6, 7, 9; screw terminal blocks

Similar figure

## Product Features

- Separate terminal blocks for bus cables
- Segment-by-segment startup
- High level of EMC
- Assembly under field conditions
- Flexibility in terms of cable entry selection
- High transmission speed
- Suitable for bus cables according to CiA Draft Recommendation 303-1 with an outside diameter of 8 mm
- Termination resistor can be connected



## Key commercial data

package_quantity	1
GTIN	4046356041331

## Technical data

### Dimensions

Max. cable diameter	8.4 mm
Min. cable diameter	7.6 mm
Width	16.6 mm
Height	39.4 mm
Length	58 mm

### Ambient conditions

Ambient temperature (operation)	-20 °C ... 75 °C
Ambient temperature (storage/transport)	-25 °C ... 80 °C
Altitude	5000 m (For restrictions see manufacturer's declaration)

### General

Nominal voltage U <sub>N</sub>	50 V
Nominal current I <sub>N</sub>	100 mA
Bus system	CAN, CANopen, SafetyBus-P

## D-SUB bus connector - SUBCON-PLUS-CAN/PG - 2708119

### Technical data

#### General

Signal	CAN
Signal	CANopen®
Signal	SafetyBUS p
Insertion/withdrawal cycles	> 200
SUBCON fixing screws	4-40 UNC
Tightening torque	0.4 Nm
Housing material	ABS, metal-plated
Pin assignment	2, 3, 6, 7, 9

#### Connection data

Connection	D-SUB connection
Number of positions	9
Connection method	D-SUB socket
Termination resistor	120 Ω (Can be connected externally)
Connection	PCB connection
Connection method	Screw connection
Conductor cross section stranded min.	0.14 mm <sup>2</sup>
Conductor cross section stranded max.	1 mm <sup>2</sup>
Conductor cross section solid min.	0.14 mm <sup>2</sup>
Conductor cross section solid max.	1.5 mm <sup>2</sup>
Min. AWG conductor cross section, stranded	26
Max. AWG conductor cross section, stranded	18
Conductor cross section AWG/kcmil min.	26
Conductor cross section AWG/kcmil max	16
Stripping length	5 mm
Tightening torque	0.4 Nm
Connection	Programming connection
Number of positions	9
Connection method	D-SUB connector

### classifications

#### eCl@ss

eCl@ss 4.0	27140816
eCl@ss 4.1	27140816
eCl@ss 5.0	27143424
eCl@ss 5.1	27143424
eCl@ss 6.0	27143424
eCl@ss 7.0	27440209
eCl@ss 8.0	27440209

#### ETIM

# D-SUB bus connector - SUBCON-PLUS-CAN/PG - 2708119

## classifications

### ETIM

ETIM 2.0	EC001132
ETIM 3.0	EC001132
ETIM 4.0	EC001132
ETIM 5.0	EC001132

### UNSPSC

UNSPSC 6.01	30211802
UNSPSC 7.0901	39121402
UNSPSC 11	39121402
UNSPSC 12.01	39121402
UNSPSC 13.2	39121402





## approvals

---

UL Recognized / cUL Recognized / CSA / cULus Recognized /

---

### Approval details



## accessories

### Screwdriver tools

SZK PH1 VDE - 1205150



# D-SUB bus connector - SUBCON-PLUS-CAN/PG - 2708119

accessories

SZF 0-0,4X2,5 - 1204504



---

## Stripping tool

QUICK WIREFOX 6 - 1204384



---

## Drawings

Dimensioned drawing

