

CIRCUIT BREAKER 400V 6KA, 3-POLE, B, 16A,
D=70MM WITH SCREWLESS TAP-OFF TERMINAL



General technical data		
Number of poles		3
Number of poles / Note		3P
Tripping characteristic class		B
circuit-breaker / Design		5SJ6
Mechanical service life (switching cycles) / typical		20 000
Overvoltage category		3
Voltage		
Type of voltage		AC/DC
Insulation voltage / at AC / Rated value	V	440
Supply voltage		
Supply voltage / at AC / Rated value	V	400
Supply voltage frequency / Rated value	Hz	50
Protection class		
Protection class IP		IP20, with connected conductors
Energy limiting class		3
Switching capacity		

Switching capacity current		
• acc. to EN 60898 / Rated value	kA	6
• acc. to IEC 60947-2 / Rated value	kA	6

Dissipation

Active power loss		
• for rated value of the current / at AC / in hot operating state / per pole	W	1.9

Electricity

Current / at AC / Rated value	A	16
-------------------------------	---	----

Main circuit

Operating voltage		
• minimum	V	24
• at DC / Rated value / maximum	V	60
• with single-phase operation / at AC / maximum	V	250
• with multi-phase operation / at AC / maximum	V	440

Product details

Product feature / Touch protection		Yes
Product property		
• halogen-free		Yes
• sealable		Yes
• silicon-free		Yes
Product expansion / can be installed / supplementary devices		No

Product function

Product function / neutral conductor switching		No
--	--	----

Number

Number of test cycles / for environmental testing / acc. to IEC 60068-2-30		6
---	--	---

Connections

Connectable conductor cross-section / stranded		
• minimum	mm ²	0.75
• maximum	mm ²	25
Connectable conductor cross-section		
• on plug-type connection / using the upper clamping point / without core end processing		
— minimum	mm ²	1.5
— maximum	mm ²	4
• solid		
— minimum	mm ²	0.75
— maximum	mm ²	25

<ul style="list-style-type: none"> finely stranded / with core end processing <ul style="list-style-type: none"> — minimum — maximum 	mm ²	1.5
	mm ²	2.5
Type of electrical connection / Plug-in terminals / Note		Screwless terminals on the outgoing side for 1.5 to 4mm ²

Mechanical Design		
Height	mm	90
Width	mm	54
Depth	mm	76
mounting position		any
Installation depth	mm	70
Number of width units		3

Environmental conditions		
Influence of the surrounding temperature		Periodically +55°C, max. 95% humidity
Ambient temperature		
<ul style="list-style-type: none"> minimum 	°C	-25
<ul style="list-style-type: none"> maximum 	°C	45
<ul style="list-style-type: none"> during storage / minimum 	°C	-40
<ul style="list-style-type: none"> during storage / maximum 	°C	75

Certificates		
Equipment marking		
<ul style="list-style-type: none"> acc. to DIN EN 61346-2 		F
<ul style="list-style-type: none"> acc. to DIN EN 81346-2 		F

General Product Approval

Test Certificates



[sonstig](#)

Further information

Information- and Downloadcenter (Catalogs, Brochures,...)

<http://www.siemens.com/lowvoltage/catalogs>

Industry Mall (Online ordering system)

<https://eb.automation.siemens.com/mall/en/WW/Catalog/Product/5SJ63166KS>

Service&Support (Manuals, Certificates, Characteristics, FAQs,...)

<http://support.automation.siemens.com/WW/view/en/5SJ63166KS/all>

Image database (product images, 2D dimension drawings, 3D models, device circuit diagrams, ...)

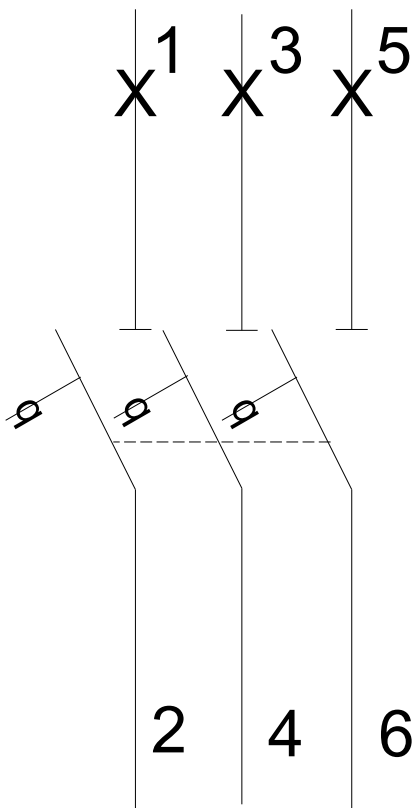
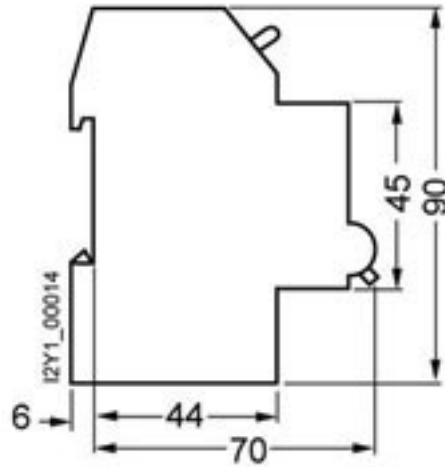
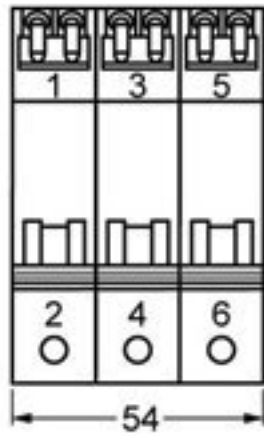
http://www.automation.siemens.com/bilddb/cax_en.aspx?mfb=5SJ63166KS

CAx-Online-Generator

<http://www.siemens.com/cax>

Tender specifications

<http://ausschreibungstexte.siemens.com/typv>



last modified:

25.08.2015