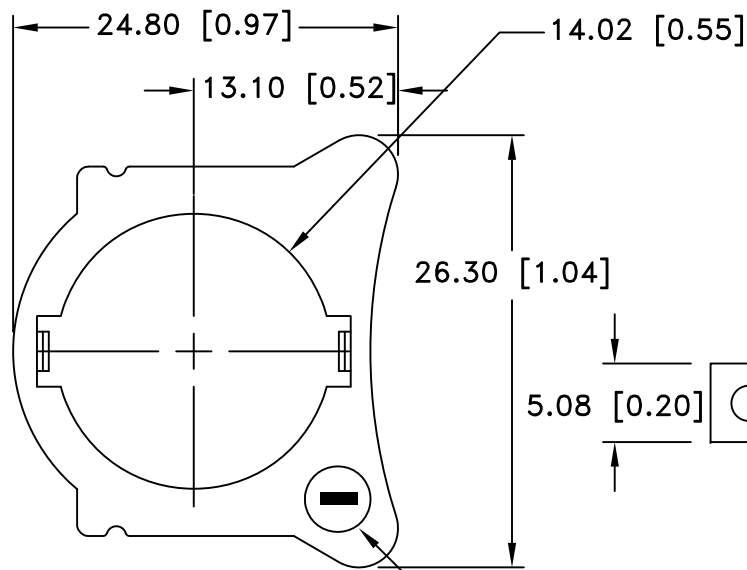
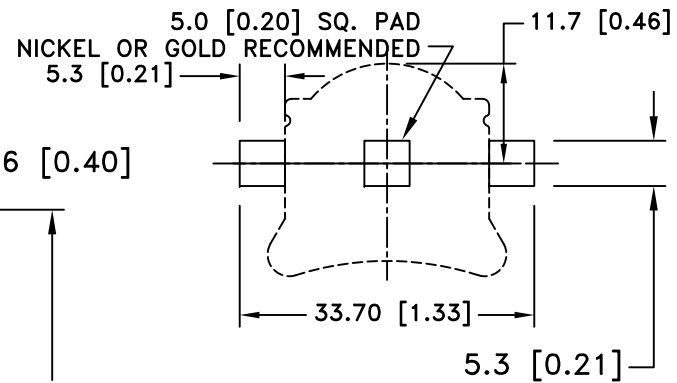
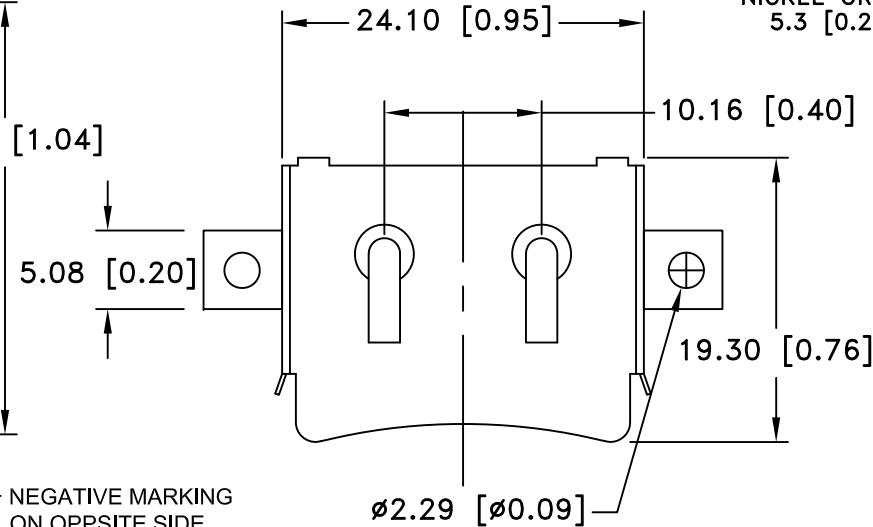


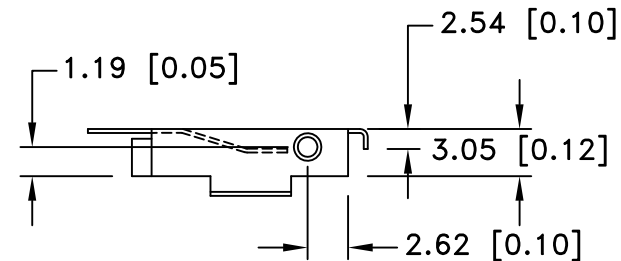
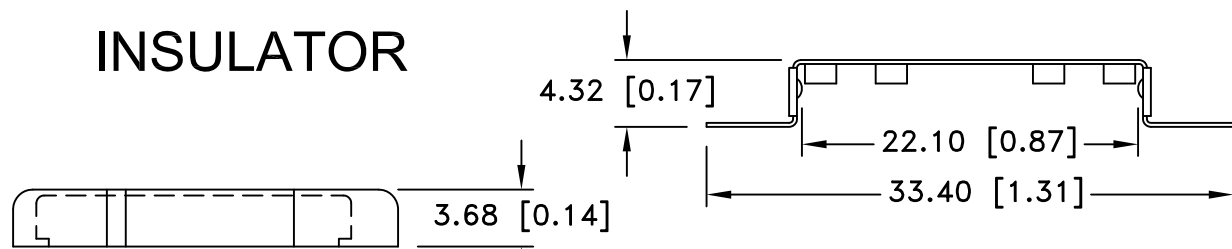
Date	SYM	REVISION RECORD	AUTH	DR.	CK.
12/10/10	D	UPDATED NOTE ON PCB LAYOUT FOR CENTER PAD	T.B.	B.S.	
03/09/12	E	ADDED INSULATOR OUTLINE IN PCB LAYOUT	T.B.	B.S.	
11/14/14	F	UPDATED TO ROHS 2 COMPLIANT	T.B.	B.S.	



# INSULATOR




# PCB LAYOUT



## SPECIFICATIONS:

- \* Holder material- Polypropylene, AV161 PP, Off White
- \* UL Flammability Rating: UL 94-HB File No. E108370
- \* Contacts : Phosphor Bronze C5191, Nickel Plated 80-150u thickness
- \* Vibration test: 10-50-10 hz swept in 60 seconds  
x,y,z direction: 1 hour each direction
- \* Result: no dislodgement of the cell or damage  
no discontinuity over 10 micro-seconds
- \* Shock test: half sine wave acceleration 150g.  
6 micro-seconds 3 shock pulses each direction per axis,  
total of 18 pulses
- \* Result: no evidence of physical damage
- \* ROHS 2 COMPLIANT

Tolerance (Except as noted)	 <b>Memory Protection Devices, Inc</b> 200 Broad Hollow Road, Farmingdale, New York 11735	Scale	Drawn By B.S.
			Approved By T.B.
decimal $\pm .5$ (.020)	Title CR2032 SURFACE MOUNT BATTERY RETAINER WITH INSULATOR		
Fractional $\pm .8$ (.030)		Date 11/14/14	Drawing Number BHX1-2032-SM
Angular $\pm 3^\circ$			