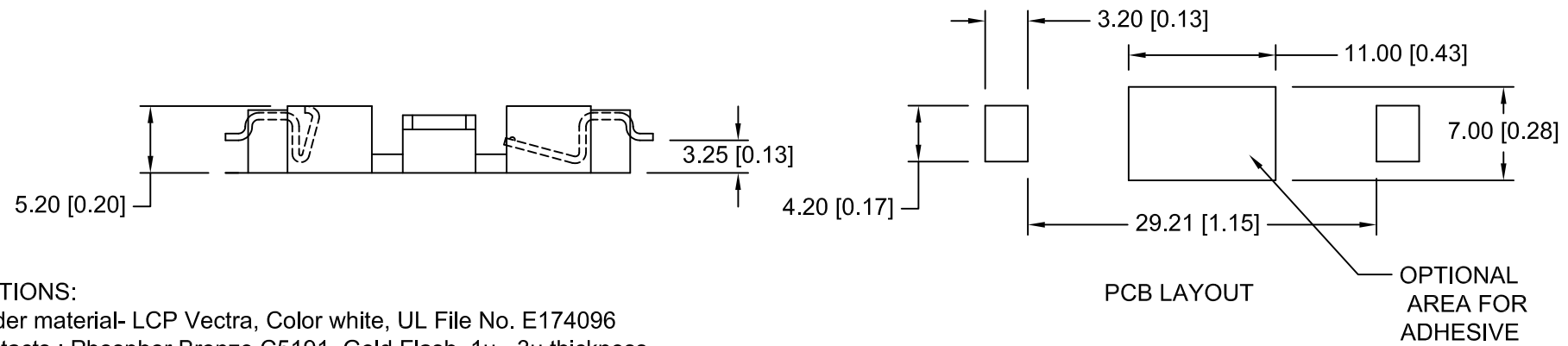
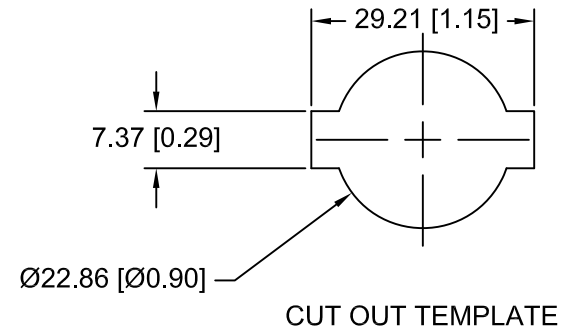
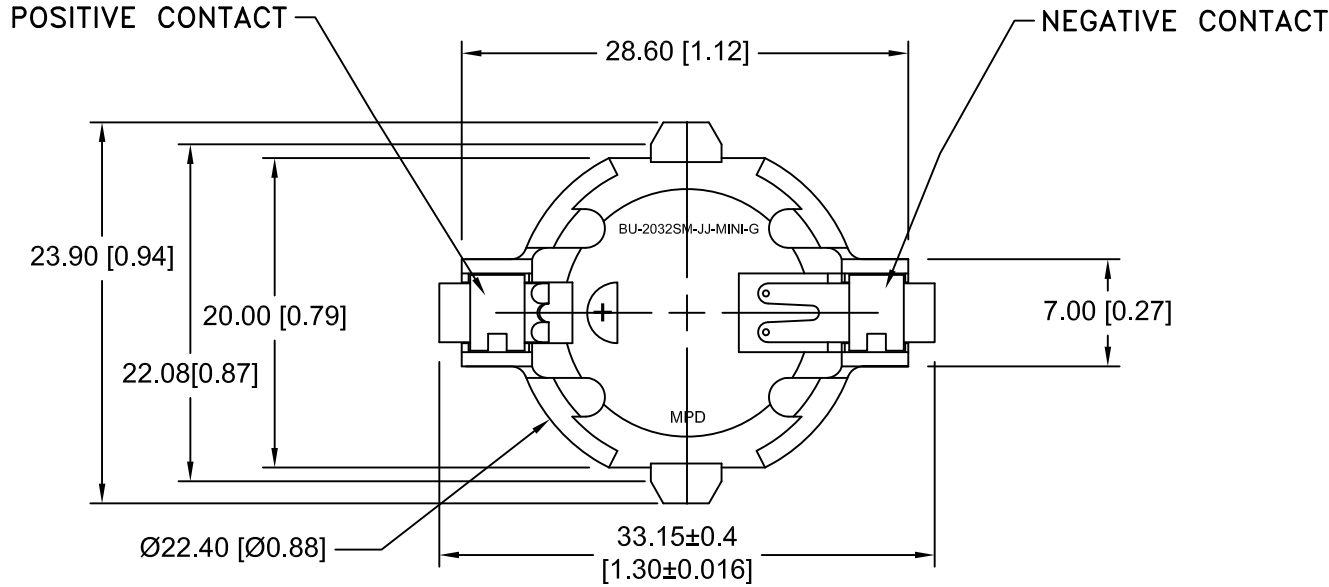



Date	SYM	REVISION RECORD	AUTH	DR.	CK.
09/23/11	B	ADDED CUT OUT TEMPLATE	T.B.	B.S.	
09/30/11	C	ADDED DIM. 23.90 AND 22.08	T.B.	B.S.	
07/13/12	D	CHANGED DIM. LOCATION FOR DIM. 29.21 IN PCB LAYOUT	T.B.	B.S.	
04/25/14	F	UPDATED TO ROHS 2 COMPLIANT	T.B.	B.S.	



SPECIFICATIONS:

- * Holder material- LCP Vectra, Color white, UL File No. E174096
- * Contacts : Phosphor Bronze C5191, Gold Flash, 1u - 3u thickness
- * Temperature range: -40°C to +280°C
- * Vibration Test: 10-50-10 Hz swept in 60 seconds
X,Y,Z direction: 1 hour each direction
- * Result: No dislodgement of the cell or damage
No discontinuity over 10 micro-seconds
- * Shock Test: Half sine wave acceleration 150G. 6 ms
3 shock pulses each direction per axis, total of 18 pulses
- * Result: No evidence of physical damage
- * Drop Test: 1meter - No dislodgement of cell
- * ROHS 2 Compliant

Tolerance (Except as noted)	 Memory Protection Devices, Inc 200 Broad Hollow Road, Farmingdale, New York 11735		
	decimal ±.5 (.020)	Scale	Drawn By B.S. Approved By T.B.
Fractional ± .8 (.030)	Title SURFACE MOUNT BATTERY HOLDER FOR CR2032		
Angular ± 3°	Date 04/25/14	Drawing Number BU2032SM-JJ-MINI-G	