


Data sheet | Item number: 2091-1178

1-conductor THT female header; 1.0 mm Ø solder pin; straight; 1.5 mm²; Pin spacing 3.5 mm; 8-pole

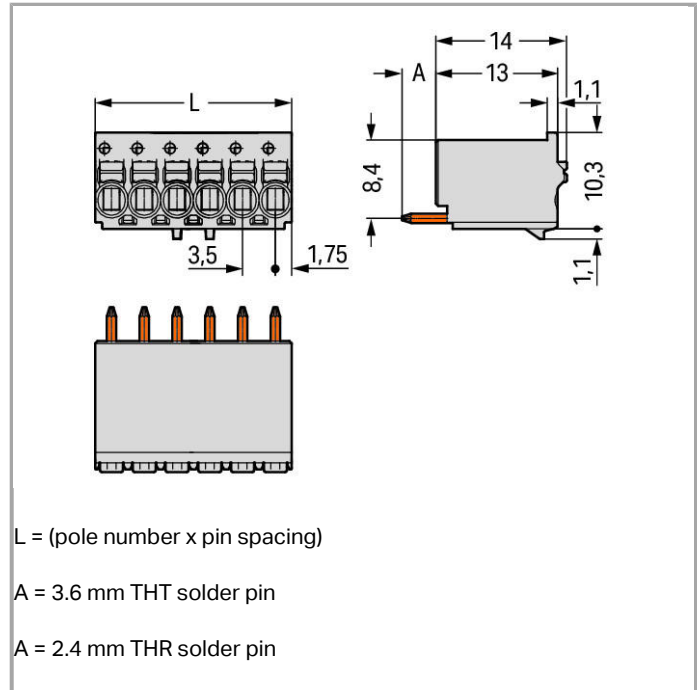
www.wago.com/2091-1178



RoHS Compliant

BOMcheck.net

Color:



Item description

- Universal connection for all conductor types
- Simple, push-in termination of solid and ferruled conductors
- Easy-to-use design does not require special tools
- Ability to wire while mated or unmated
- Integrated test ports for testing parallel to conductor entry
- Custom-installed solder pins

Data

Electrical data

Ratings per IEC/EN 60664-1

Rated voltage (III / 3)	160 V
Rated impulse voltage (III / 3)	2.5 kV
Rated voltage (III / 2)	160 V
Rated impulse voltage (III / 2)	2.5 kV
Rated voltage (II / 2)	320 V
Rated impulse voltage (II / 2)	2.5 kV
Rated current	10 A
Legend (ratings)	(III / 2) $\hat{=}$ Overvoltage category III / Pollution degree 2

Connection data

Connection technology	Push-in CAGE CLAMP®
Actuation type	Push-button
Solid conductor	0.2 ... 1.5 mm ² / 24 ... 14 AWG
Fine-stranded conductor	0.2 ... 1.5 mm ² / 24 ... 14 AWG
Fine-stranded conductor with ferrule with plastic collar	0.25 ... 0.75 mm ²
Fine-stranded conductor with ferrule without plastic collar	0.25 ... 1.5 mm ²
Strip length	8 ... 9 mm / 0.31 ... 0.35 Inch
Conductor entry angle to the PCB	90°
No. of poles	8
Total number of connection points	8
Total number of potentials	8
Number of connection types	1
Number of levels	1

Geometrical Data

Pin spacing	3.5 mm (0.138 inch)
Width	28 mm / 1.102 inch
Height	14 mm / 0.551 inch
Depth	11.4 mm / 0.449 inch
Solder pin length	3.6 mm
Solder pin diameter	1 mm
Drilled hole diameter (tolerance)	1.2 ^(+0.1) mm

Plug connection

Contact type (pluggable connector)	Female connector/socket
Connector connection type	for PCBs
Mismating protection	No

Mating direction to the PCB	90°
-----------------------------	-----

PCB contact

PCB contact	THT
-------------	-----

Material Data

Color	light gray
Material group	I
Insulating material	Polyphthalamide (PPA GF)
Flammability class per UL94	V0
Clamping spring material	Chrome nickel spring steel (CrNi)
Contact material	Electrolytic copper (Ecu)
Contact plating	tin-plated
Fire load	0.088 MJ
Weight	4.326 g

Environmental Requirements



Limit temperature range	-60 ... +100 °C
-------------------------	-----------------

Commercial data

Country of origin	DE
GTIN	4050821162452
Customs Tariff No.	85366990990
Product Group	26 (picoMAX)

Approvals / Certificates

Country specific Approvals

Logo	Approval	Certificate name
	CB DEKRA Certification B.V.	NL-49736
	CSA DEKRA Certification B.V.	2362521
	KEMA/KEUR DEKRA Certification B.V.	71-102260

UL-Approvals

Logo	Approval	Certificate name
	UR	E45171



Underwriters Laboratories Inc.



UR
Underwriters Laboratories Inc.

E45172

Compatible products

Coding



Item no.: 2091-1610
Coding key carrier; suitable for 3.5 mm pin spacing

www.wago.com/2091-1610

check



Item no.: 735-500
Test pin; with solder connection for test wire

www.wago.com/735-500

tools



Item no.: 210-719
Operating tool with partially insulated shaft; Type 1, blade (2.5 x 0.4) mm

www.wago.com/210-719

Downloads

smartDATA

CAD data

3D Download 2091-1178	URL	Download

PCB libraries

TARGET Library for WAGO picoMAX® Compatible with TARGET PCB Design Software Version 17.x	1.1.0 Oct 6, 2014	ZIP 2.4 MB	Download
EAGLE Library for WAGO picoMAX®	2.1 Nov 17, 2017	ZIP 1.9 MB	Download
DesignSpark Library for WAGO picoMAX® Compatible with DesignSpark PCB Version 4.x or higher	2.1 Oct 6, 2014	ZIP 2.0 MB	Download



Product family

picoMAX eCOM

[Show all products from the family](#)

Subject to changes.

WAGO Kontakttechnik GmbH & Co. KG

Hansastr. 27

32423 Minden

Phone: +49571 887-0 | Fax: +49571 887-169

Email: info.de@wago.com | Web: www.wago.com

Do you have any questions about our products?

We are always happy to take your call at +49 (571) 887-44222.