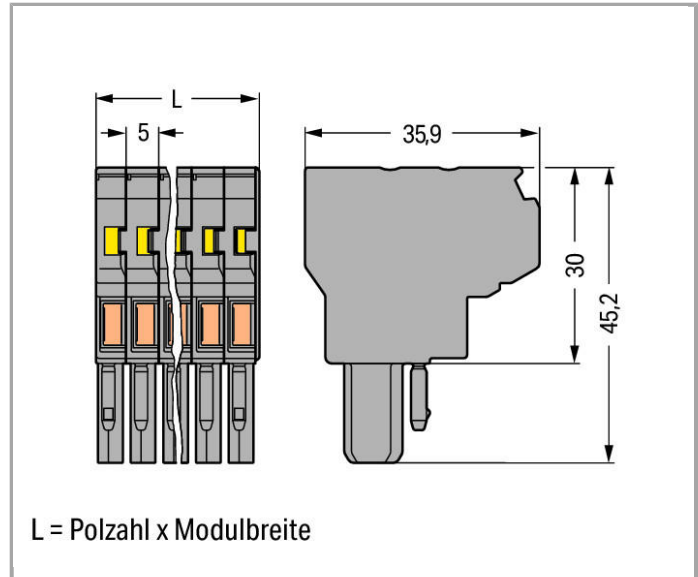


Data sheet | Item number: 769-132

2-conductor female connector; 4 mm<sup>2</sup>; 12-pole

[www.wago.com/769-132](http://www.wago.com/769-132)



Item description

According to EN 61984, pluggable connectors without current interrupting capacity shall not be mated and unmated when live or under load.

Data

Electrical data

Ratings per IEC/EN 60664-1

Rated voltage (III / 3)

500 V



Rated impulse voltage (III / 3)	6 kV
Rated current	32 A
Legend (ratings)	(III / 3) $\hat{=}$ Overvoltage category III / Pollution degree 3

### Connection data

Connection technology	CAGE CLAMP®
Actuation type	Operating tool
Connectable conductor materials	Copper Aluminum
Nominal cross section	4 mm <sup>2</sup>
Solid conductor	0.08 ... 4 mm <sup>2</sup> / 28 ... 12 AWG
Fine-stranded conductor	0.08 ... 4 mm <sup>2</sup> / 28 ... 12 AWG
Strip length	8 ... 9 mm / 0.31 ... 0.35 Inch
No. of poles	12
Total number of connection points	24
Total number of potentials	12
Type of wiring	Front-entry wiring

### Geometrical Data

Width	60 mm / 2.362 inch
Height	45.2 mm / 1.78 inch
Depth	35.9 mm / 1.413 inch

### Mechanical data

Marking level	Side marking
---------------	--------------

### Plug connection

Contact type (pluggable connector)	Female connector/socket
Connector connection type	for conductors

### Material Data

Color	gray
Insulating material	Polyamide 66 (PA 66)
Fire load	1.017 MJ
Weight	62.15 g




### Commercial data

Country of origin	PL
GTIN	4044918474306

Customs Tariff No.	85366990990
Product Group	18 (X-COM-System)

## Approvals / Certificates



### Country specific Approvals

Logo	Approval	Certificate name
	<b>CCA</b> DEKRA Certification B.V.	NTR NL-7626
	<b>CSA</b> DEKRA Certification B.V.	1101144
	<b>KEMA/KEUR</b> DEKRA Certification B.V.	2190419.01

### Ship Approvals



Logo	Approval	Certificate name
	<b>ABS</b> American Bureau of Shipping	14-HG1293677-PDA






### UL-Approvals

Logo	Approval	Certificate name
	<b>UR</b> Underwriters Laboratories Inc.	E45171
	<b>UR</b> Underwriters Laboratories Inc.	E45172

## Compatible products

### Jumper








	<b>Item no.: 209-100</b> Collective carrier for adjacent jumpers; suitable for 279 to 284 Series adjacent jumpers, 215 Series banana plugs	<a href="http://www.wago.com/209-100">www.wago.com/209-100</a>
	<b>Item no.: 280-402</b> Adjacent jumper; insulated; IN = IN terminal block	<a href="http://www.wago.com/280-402">www.wago.com/280-402</a>
	<b>Item no.: 780-452</b>	

	Staggered jumper; insulated; from 1 to 2; Spacing: 5 mm; suitable for 2-conductor female plugs	<a href="http://www.wago.com/780-452">www.wago.com/780-452</a>
	<b>Item no.: 780-453</b> Staggered jumper; insulated; from 1 to 3; Spacing: 5 mm; suitable for 2-conductor female plugs	<a href="http://www.wago.com/780-453">www.wago.com/780-453</a>
	<b>Item no.: 780-454</b> Staggered jumper; insulated; from 1 to 4; Spacing: 5 mm; suitable for 2-conductor female plugs	<a href="http://www.wago.com/780-454">www.wago.com/780-454</a>
	<b>Item no.: 780-455</b> Staggered jumper; insulated; from 1 to 5; Spacing: 5 mm; suitable for 2-conductor female plugs	<a href="http://www.wago.com/780-455">www.wago.com/780-455</a>
	<b>Item no.: 780-456</b> Staggered jumper; insulated; from 1 to 6; Spacing: 5 mm; suitable for 2-conductor female plugs	<a href="http://www.wago.com/780-456">www.wago.com/780-456</a>
	<b>Item no.: 780-457</b> Staggered jumper; insulated; from 1 to 7; Spacing: 5 mm; suitable for 2-conductor female plugs	<a href="http://www.wago.com/780-457">www.wago.com/780-457</a>
	<b>Item no.: 780-458</b> Staggered jumper; insulated; from 1 to 8; Spacing: 5 mm; suitable for 2-conductor female plugs	<a href="http://www.wago.com/780-458">www.wago.com/780-458</a>
	<b>Item no.: 781-453</b> Staggered jumper; insulated; from 1 to 3; Spacing: 6 mm	<a href="http://www.wago.com/781-453">www.wago.com/781-453</a>


**Strain relief plate**


	<b>Item no.: 769-414</b> Strain relief plate	<a href="http://www.wago.com/769-414">www.wago.com/769-414</a>
---	---	--

**Marking accessories**


	<b>Item no.: 2009-145</b> Mini-WSB Inline; for smartPRINTER; on reel; stretchable 5 - 5.2 mm; plain; snap-on type	<a href="http://www.wago.com/2009-145">www.wago.com/2009-145</a>
	<b>Item no.: 2009-145/000-002</b> Mini-WSB Inline; for smartPRINTER; on reel; stretchable 5 - 5.2 mm; plain; snap-on type	<a href="http://www.wago.com/2009-145/000-002">www.wago.com/2009-145/000-002</a>
	<b>Item no.: 2009-145/000-005</b> Mini-WSB Inline; for smartPRINTER; on reel; stretchable 5 - 5.2 mm; plain; snap-on type	<a href="http://www.wago.com/2009-145/000-005">www.wago.com/2009-145/000-005</a>
	<b>Item no.: 2009-145/000-006</b> Mini-WSB Inline; for smartPRINTER; on reel; stretchable 5 - 5.2 mm; plain; snap-on type	<a href="http://www.wago.com/2009-145/000-006">www.wago.com/2009-145/000-006</a>
	<b>Item no.: 2009-145/000-007</b> Mini-WSB Inline; for smartPRINTER; on reel; stretchable 5 - 5.2 mm; plain; snap-on type	<a href="http://www.wago.com/2009-145/000-007">www.wago.com/2009-145/000-007</a>
	<b>Item no.: 2009-145/000-012</b> Mini-WSB Inline; for smartPRINTER; on reel; stretchable 5 - 5.2 mm; plain; snap-on type	<a href="http://www.wago.com/2009-145/000-012">www.wago.com/2009-145/000-012</a>
	<b>Item no.: 2009-145/000-023</b> Mini-WSB Inline; for smartPRINTER; on reel; stretchable 5 - 5.2 mm; plain; snap-on type	<a href="http://www.wago.com/2009-145/000-023">www.wago.com/2009-145/000-023</a>


 **Item no.: 2009-145/000-024**  
Mini-WSB Inline; on reel; stretchable 5 - 5.2 mm; plain; snap-on type [www.wago.com/2009-145/000-024](http://www.wago.com/2009-145/000-024)


 **Item no.: 248-501**  
Miniature WSB Quick marking system; plain; Marker width 5 mm; 10 strips with 10 markers per card [www.wago.com/248-501](http://www.wago.com/248-501)


 **Item no.: 248-501/000-002**  
Mini-WSB marking card; as card; not stretchable; plain; snap-on type [www.wago.com/248-501/000-002](http://www.wago.com/248-501/000-002)


 **Item no.: 248-501/000-005**  
Mini-WSB marking card; as card; plain; snap-on type [www.wago.com/248-501/000-005](http://www.wago.com/248-501/000-005)


 **Item no.: 248-501/000-006**  
Mini-WSB marking card; as card; not stretchable; plain; snap-on type [www.wago.com/248-501/000-006](http://www.wago.com/248-501/000-006)

 **Item no.: 248-501/000-007**  
Mini-WSB marking card; as card; not stretchable; plain; snap-on type [www.wago.com/248-501/000-007](http://www.wago.com/248-501/000-007)


 **Item no.: 248-501/000-012**  
Mini-WSB marking card; as card; not stretchable; plain; snap-on type [www.wago.com/248-501/000-012](http://www.wago.com/248-501/000-012)

 **Item no.: 248-501/000-017**  
Mini-WSB marking card; as card; not stretchable; plain; snap-on type [www.wago.com/248-501/000-017](http://www.wago.com/248-501/000-017)

 **Item no.: 248-501/000-023**  
Mini-WSB marking card; as card; not stretchable; plain; snap-on type [www.wago.com/248-501/000-023](http://www.wago.com/248-501/000-023)

 **Item no.: 248-501/000-024**  
Mini-WSB marking card; as card; not stretchable; plain; snap-on type [www.wago.com/248-501/000-024](http://www.wago.com/248-501/000-024)


#### Protective Warning Marker


 **Item no.: 280-415**  
Protective warning marker; with high-voltage symbol, black; for 5 terminal blocks [www.wago.com/280-415](http://www.wago.com/280-415)

#### Coding

 **Item no.: 769-435**  
Coding pin; for coding of female plugs; for carrier terminal blocks / male connectors [www.wago.com/769-435](http://www.wago.com/769-435)

#### Male plug

 **Item no.: 769-612**  
1-conductor male connector; 4 mm<sup>2</sup>; Pin spacing 5 mm; 12-pole [www.wago.com/769-612](http://www.wago.com/769-612)

 **Item no.: 769-612/001-000**  
1-conductor male connector; Snap-in mounting feet; 4 mm<sup>2</sup>; Pin spacing 5 mm; 12-pole [www.wago.com/769-612/001-000](http://www.wago.com/769-612/001-000)

**Item no.: 769-612/002-000**1-conductor male connector; clamping collar; 4 mm<sup>2</sup>; Pin spacing 5 mm; 12-pole[www.wago.com/769-612/002-000](http://www.wago.com/769-612/002-000)**Item no.: 769-612/004-000**1-conductor male connector; Feedthrough flange; 4 mm<sup>2</sup>; Pin spacing 5 mm; 12-pole[www.wago.com/769-612/004-000](http://www.wago.com/769-612/004-000)**Item no.: 769-612/005-000**1-conductor male connector; Snap-in flange; 4 mm<sup>2</sup>; Pin spacing 5 mm; 12-pole[www.wago.com/769-612/005-000](http://www.wago.com/769-612/005-000)**Item no.: 769-612/006-000**1-conductor male connector; Snap-in flange; 4 mm<sup>2</sup>; Pin spacing 5 mm; 12-pole[www.wago.com/769-612/006-000](http://www.wago.com/769-612/006-000)**Item no.: 769-642**

THT male header; 1.0 x 1.0 mm solder pin; straight; Pin spacing 5 mm; 12-pole

[www.wago.com/769-642](http://www.wago.com/769-642)**Item no.: 769-642/003-000**

THT male header; 1.0 x 1.0 mm solder pin; straight; clamping collar; Pin spacing 5 mm; 12-pole

[www.wago.com/769-642/003-000](http://www.wago.com/769-642/003-000)**Item no.: 769-642/004-000**

THT male header; 1.0 x 1.0 mm solder pin; straight; Pin spacing 5 mm; 12-pole

[www.wago.com/769-642/004-000](http://www.wago.com/769-642/004-000)**Item no.: 769-642/007-000**

THT male header; 1.0 x 1.0 mm solder pin; straight; clamping collar; Pin spacing 5 mm; 12-pole

[www.wago.com/769-642/007-000](http://www.wago.com/769-642/007-000)**Item no.: 769-672**

THT male header; 1.0 x 1.0 mm solder pin; straight; Pin spacing 5 mm; 12-pole

[www.wago.com/769-672](http://www.wago.com/769-672)**Item no.: 769-672/003-000**

THT male header; 1.0 x 1.0 mm solder pin; straight; clamping collar; Pin spacing 5 mm; 12-pole

[www.wago.com/769-672/003-000](http://www.wago.com/769-672/003-000)**Item no.: 769-672/004-000**

THT male header; 1.0 x 1.0 mm solder pin; straight; Pin spacing 5 mm; 12-pole

[www.wago.com/769-672/004-000](http://www.wago.com/769-672/004-000)

#### Locking lever

**Item no.: 769-430**

Locking lever










[www.wago.com/769-430](http://www.wago.com/769-430)**Item no.: 769-431**

Locking lever




[www.wago.com/769-431](http://www.wago.com/769-431)

#### ferrule

**Item no.: 216-101**Ferrule; Sleeve for 0.5 mm<sup>2</sup> / AWG 22; uninsulated; electro-tin plated[www.wago.com/216-101](http://www.wago.com/216-101)**Item no.: 216-102**Ferrule; Sleeve for 0.75 mm<sup>2</sup> / AWG 20; uninsulated; electro-tin plated[www.wago.com/216-102](http://www.wago.com/216-102)

	<b>Item no.: 216-103</b> Ferrule; Sleeve for 1 mm <sup>2</sup> / AWG 18; uninsulated; electro-tin plated	<a href="http://www.wago.com/216-103">www.wago.com/216-103</a>
	<b>Item no.: 216-104</b> Ferrule; Sleeve for 1.5 mm <sup>2</sup> / AWG 16; uninsulated; electro-tin plated	<a href="http://www.wago.com/216-104">www.wago.com/216-104</a>
	<b>Item no.: 216-201</b> Ferrule; Sleeve for 0.5 mm <sup>2</sup> / AWG 22; insulated; electro-tin plated	<a href="http://www.wago.com/216-201">www.wago.com/216-201</a>
	<b>Item no.: 216-202</b> Ferrule; Sleeve for 0.75 mm <sup>2</sup> / AWG 20; insulated; electro-tin plated	<a href="http://www.wago.com/216-202">www.wago.com/216-202</a>
	<b>Item no.: 216-203</b> Ferrule; Sleeve for 1 mm <sup>2</sup> / AWG 18; insulated; electro-tin plated	<a href="http://www.wago.com/216-203">www.wago.com/216-203</a>
	<b>Item no.: 216-204</b> Ferrule; Sleeve for 1.5 mm <sup>2</sup> / AWG 16; insulated; electro-tin plated	<a href="http://www.wago.com/216-204">www.wago.com/216-204</a>
	<b>Item no.: 216-206</b> Ferrule; Sleeve for 2.5 mm <sup>2</sup> / AWG 14; insulated; electro-tin plated	<a href="http://www.wago.com/216-206">www.wago.com/216-206</a>
	<b>Item no.: 216-301</b> Ferrule; Sleeve for 0.25 mm <sup>2</sup> / AWG 24; insulated; electro-tin plated	<a href="http://www.wago.com/216-301">www.wago.com/216-301</a>
	<b>Item no.: 216-302</b> Ferrule; Sleeve for 0.34 mm <sup>2</sup> / AWG 24; insulated; electro-tin plated	<a href="http://www.wago.com/216-302">www.wago.com/216-302</a>

**Insulation stop**

	<b>Item no.: 769-470</b> Insulation stop; 0.08 - 0.2 mm <sup>2</sup> "s" (0.14 mm <sup>2</sup> "f-st"); 5 pieces/strip	<a href="http://www.wago.com/769-470">www.wago.com/769-470</a>
	<b>Item no.: 769-471</b> Insulation stop; 0.25 - 0.5 mm <sup>2</sup> ; 5 pieces/strip	<a href="http://www.wago.com/769-471">www.wago.com/769-471</a>
	<b>Item no.: 769-472</b> Insulation stop; 0.75 - 1 mm <sup>2</sup> ; 5 pieces/strip	<a href="http://www.wago.com/769-472">www.wago.com/769-472</a>

**check**

	<b>Item no.: 210-136</b> Test plug; 2 mm Ø; with 500 mm cable	<a href="http://www.wago.com/210-136">www.wago.com/210-136</a>
	<b>Item no.: 210-137</b> Test plug; 2.3 mm Ø; with 500 mm cable	<a href="http://www.wago.com/210-137">www.wago.com/210-137</a>

**Downloads**

**Documentation**

**Bid Text**

769-132	Oct 18, 2017	DOC 26.6 kB	Download
---------	--------------	----------------	----------



## smartDATA

### CAD data

3D Download 769-132

URL

Download

---

## Product family

### X-COM

[Learn more about the product family.](#)

[Show all products from the family](#)

Subject to changes.

---

WAGO Kontakttechnik GmbH & Co. KG

Hansastr. 27

32423 Minden

Phone: +49571 887-0 | Fax: +49571 887-169

Email: [info.de@wago.com](mailto:info.de@wago.com) | Web: [www.wago.com](http://www.wago.com)

Do you have any questions about our products?

We are always happy to take your call at +49 (571) 887-44222.