


Data sheet | Item number: 769-106
1-conductor female plug; 4 mm²; 6-pole

www.wago.com/769-106



RoHS Compliant

[BOMcheck.net](https://www.bomcheck.net)

Color: ■

Item description

According to EN 61984, pluggable connectors without current interrupting capacity shall not be mated and unmated when live or under load.

Data

Electrical data



Ratings per IEC/EN 60664-1

| | |
|---------------------------------|---|
| Rated voltage (III / 3) | 500 V |
| Rated impulse voltage (III / 3) | 6 kV |
| Rated current | 32 A |
| Legend (ratings) | (III / 3) ≙ Overvoltage category III / Pollution degree 3 |

Connection data

| | |
|-----------------------------------|--|
| Connection technology | CAGE CLAMP® |
| Actuation type | Operating tool |
| Connectable conductor materials | Copper Aluminum |
| Nominal cross section | 4 mm ² |
| Solid conductor | 0.08 ... 4 mm ² / 28 ... 12 AWG |
| Fine-stranded conductor | 0.08 ... 4 mm ² / 28 ... 12 AWG |
| Strip length | 8 ... 9 mm / 0.31 ... 0.35 Inch |
| No. of poles | 6 |
| Total number of connection points | 6 |
| Total number of potentials | 6 |
| Type of wiring | Front-entry wiring |

Geometrical Data

| | |
|--------|---------------------|
| Width | 30 mm / 1.181 inch |
| Height | 45.2 mm / 1.78 inch |
| Depth | 18.3 mm / 0.72 inch |

Mechanical data

| | |
|---------------|--------------|
| Marking level | Side marking |
|---------------|--------------|

Plug connection

| | |
|------------------------------------|-------------------------|
| Contact type (pluggable connector) | Female connector/socket |
| Connector connection type | for conductors |

Material Data



| | |
|---------------------|----------------------|
| Color | gray |
| Insulating material | Polyamide 66 (PA 66) |
| Fire load | 0.32 MJ |
| Weight | 18.856 g |

Commercial data

| | |
|--------------------|-------------------|
| Country of origin | DE |
| GTIN | 4044918471510 |
| Customs Tariff No. | 85366990990 |
| Product Group | 18 (X-COM-System) |

Approvals / Certificates



Country specific Approvals

| Logo | Approval | Certificate name |
|---|---------------------------------------|------------------|
|  | CCA DEKRA Certification B.V. | NTR NL-7626 |
|  | CSA DEKRA Certification B.V. | 1101144 |
|  | KEMA/KEUR DEKRA Certification B.V. | 2190419.01 |

Ship Approvals

| Logo | Approval | Certificate name |
|--|------------------------------------|------------------|
|  | ABS American Bureau of Shipping | 14-HG1293677-PDA |

UL-Approvals

| Logo | Approval | Certificate name |
|--|--------------------------------------|------------------|
|  | UR Underwriters Laboratories Inc. | E45171 |
|  | UR Underwriters Laboratories Inc. | E45172 |

Compatible products

Protective Warning Marker

Item no.: 280-415



Protective warning marker; with high-voltage symbol, black; for 5 terminal blocks

www.wago.com/280-415

Strain relief plate



Item no.: 769-1606
Strain relief housing

www.wago.com/769-1606



Item no.: 769-413
Strain relief plate

www.wago.com/769-413

check



Item no.: 210-136
Test plug; 2 mm Ø; with 500 mm cable

www.wago.com/210-136



Item no.: 210-137
Test plug; 2.3 mm Ø; with 500 mm cable

www.wago.com/210-137

Marking accessories



Item no.: 2009-145
Mini-WSB Inline; for smartPRINTER; on reel; stretchable 5 - 5.2 mm; plain; snap-on type

www.wago.com/2009-145



Item no.: 2009-145/000-002
Mini-WSB Inline; for smartPRINTER; on reel; stretchable 5 - 5.2 mm; plain; snap-on type

www.wago.com/2009-145/000-002



Item no.: 2009-145/000-005
Mini-WSB Inline; for smartPRINTER; on reel; stretchable 5 - 5.2 mm; plain; snap-on type

www.wago.com/2009-145/000-005



Item no.: 2009-145/000-006
Mini-WSB Inline; for smartPRINTER; on reel; stretchable 5 - 5.2 mm; plain; snap-on type

www.wago.com/2009-145/000-006



Item no.: 2009-145/000-007
Mini-WSB Inline; for smartPRINTER; on reel; stretchable 5 - 5.2 mm; plain; snap-on type

www.wago.com/2009-145/000-007



Item no.: 2009-145/000-012
Mini-WSB Inline; for smartPRINTER; on reel; stretchable 5 - 5.2 mm; plain; snap-on type

www.wago.com/2009-145/000-012



Item no.: 2009-145/000-023
Mini-WSB Inline; for smartPRINTER; on reel; stretchable 5 - 5.2 mm; plain; snap-on type

www.wago.com/2009-145/000-023



Item no.: 2009-145/000-024
Mini-WSB Inline; on reel; stretchable 5 - 5.2 mm; plain; snap-on type

www.wago.com/2009-145/000-024



















Item no.: 210-805
Labels; for smartPRINTER

www.wago.com/210-805

















Item no.: 210-805/000-002
Labels; for smartPRINTER


www.wago.com/210-805/000-002
















| | | |
|--|--|--|
|  | Item no.: 210-831 Marking strips; on reel; 2.3 mm wide; plain; Self-adhesive | www.wago.com/210-831 |
|  | Item no.: 210-832 Marking strips; on reel; 3 mm wide; plain; Self-adhesive | www.wago.com/210-832 |
|  | Item no.: 210-834 Marking strips; on reel; 5 mm wide; plain; Self-adhesive | www.wago.com/210-834 |
|  | Item no.: 248-501 Miniature WSB Quick marking system; plain; Marker width 5 mm; 10 strips with 10 markers per card | www.wago.com/248-501 |
|  | Item no.: 248-501/000-002 Mini-WSB marking card; as card; not stretchable; plain; snap-on type | www.wago.com/248-501/000-002 |
|  | Item no.: 248-501/000-005 Mini-WSB marking card; as card; plain; snap-on type | www.wago.com/248-501/000-005 |
|  | Item no.: 248-501/000-006 Mini-WSB marking card; as card; not stretchable; plain; snap-on type | www.wago.com/248-501/000-006 |
|  | Item no.: 248-501/000-007 Mini-WSB marking card; as card; not stretchable; plain; snap-on type | www.wago.com/248-501/000-007 |
|  | Item no.: 248-501/000-012 Mini-WSB marking card; as card; not stretchable; plain; snap-on type | www.wago.com/248-501/000-012 |
|  | Item no.: 248-501/000-017 Mini-WSB marking card; as card; not stretchable; plain; snap-on type | www.wago.com/248-501/000-017 |
|  | Item no.: 248-501/000-023 Mini-WSB marking card; as card; not stretchable; plain; snap-on type | www.wago.com/248-501/000-023 |
|  | Item no.: 248-501/000-024 Mini-WSB marking card; as card; not stretchable; plain; snap-on type | www.wago.com/248-501/000-024 |
| Locking lever | | |
|  | Item no.: 769-428 Locking lever | www.wago.com/769-428 |
|  | Item no.: 769-429 Locking lever | www.wago.com/769-429 |
|  | Item no.: 769-430 Locking lever | www.wago.com/769-430 |
|  | Item no.: 769-431 Locking lever | www.wago.com/769-431 |

Male plug

| | | |
|--|---|--|
|  | Item no.: 769-606 1-conductor male connector; 4 mm ² ; Pin spacing 5 mm; 6-pole | www.wago.com/769-606 |
|  | Item no.: 769-606/001-000 1-conductor male connector; Snap-in mounting feet; 4 mm ² ; Pin spacing 5 mm; 6-pole | www.wago.com/769-606/001-000 |
|  | Item no.: 769-606/002-000 1-conductor male connector; clamping collar; 4 mm ² ; Pin spacing 5 mm; 6-pole | www.wago.com/769-606/002-000 |
|  | Item no.: 769-606/004-000 1-conductor male connector; Feedthrough flange; 4 mm ² ; Pin spacing 5 mm; 6-pole | www.wago.com/769-606/004-000 |
|  | Item no.: 769-606/005-000 1-conductor male connector; Snap-in flange; 4 mm ² ; Pin spacing 5 mm; 6-pole | www.wago.com/769-606/005-000 |
|  | Item no.: 769-606/006-000 1-conductor male connector; Snap-in flange; 4 mm ² ; Pin spacing 5 mm; 6-pole | www.wago.com/769-606/006-000 |
|  | Item no.: 769-636 THT male header; 1.0 x 1.0 mm solder pin; straight; Pin spacing 5 mm; 6-pole | www.wago.com/769-636 |
|  | Item no.: 769-636/003-000 THT male header; 1.0 x 1.0 mm solder pin; straight; clamping collar; Pin spacing 5 mm; 6-pole | www.wago.com/769-636/003-000 |
|  | Item no.: 769-636/003-036 THT male header; 1.0 x 1.0 mm solder pin; straight; Pin spacing 5 mm; 6-pole | www.wago.com/769-636/003-036 |
|  | Item no.: 769-636/004-000 THT male header; 1.0 x 1.0 mm solder pin; straight; Pin spacing 5 mm; 6-pole | www.wago.com/769-636/004-000 |
|  | Item no.: 769-636/007-000 THT male header; 1.0 x 1.0 mm solder pin; straight; clamping collar; Pin spacing 5 mm; 6-pole | www.wago.com/769-636/007-000 |
|  | Item no.: 769-666 THT male header; 1.0 x 1.0 mm solder pin; angled; Pin spacing 5 mm; 6-pole | www.wago.com/769-666 |
|  | Item no.: 769-666/003-000 THT male header; 1.0 x 1.0 mm solder pin; angled; clamping collar; Pin spacing 5 mm; 6-pole | www.wago.com/769-666/003-000 |
|  | Item no.: 769-666/004-000 THT male header; 1.0 x 1.0 mm solder pin; angled; Pin spacing 5 mm; 6-pole | www.wago.com/769-666/004-000 |

Insulation stop

| | | |
|--|---|--|
|  | Item no.: 769-470 Insulation stop; 0.08 - 0.2 mm ² "s" (0.14 mm ² "f-st"); 5 pieces/strip | www.wago.com/769-470 |
|--|---|--|

| | | |
|--|--|--|
|  | Item no.: 769-471 Insulation stop; 0.25 - 0.5 mm ² ; 5 pieces/strip | www.wago.com/769-471 |
|  | Item no.: 769-472 Insulation stop; 0.75 - 1 mm ² ; 5 pieces/strip | www.wago.com/769-472 |
| General accessories | | |
|  | Item no.: 769-436 Jumper cover; for 1-conductor female plugs; for 5 poles | www.wago.com/769-436 |
| ferrule | | |
|  | Item no.: 216-101 Ferrule; Sleeve for 0.5 mm ² / AWG 22; uninsulated; electro-tin plated | www.wago.com/216-101 |
|  | Item no.: 216-102 Ferrule; Sleeve for 0.75 mm ² / AWG 20; uninsulated; electro-tin plated | www.wago.com/216-102 |
|  | Item no.: 216-103 Ferrule; Sleeve for 1 mm ² / AWG 18; uninsulated; electro-tin plated | www.wago.com/216-103 |
|  | Item no.: 216-104 Ferrule; Sleeve for 1.5 mm ² / AWG 16; uninsulated; electro-tin plated | www.wago.com/216-104 |
|  | Item no.: 216-201 Ferrule; Sleeve for 0.5 mm ² / AWG 22; insulated; electro-tin plated | www.wago.com/216-201 |
|  | Item no.: 216-202 Ferrule; Sleeve for 0.75 mm ² / AWG 20; insulated; electro-tin plated | www.wago.com/216-202 |
|  | Item no.: 216-203 Ferrule; Sleeve for 1 mm ² / AWG 18; insulated; electro-tin plated | www.wago.com/216-203 |
|  | Item no.: 216-204 Ferrule; Sleeve for 1.5 mm ² / AWG 16; insulated; electro-tin plated | www.wago.com/216-204 |
|  | Item no.: 216-206 Ferrule; Sleeve for 2.5 mm ² / AWG 14; insulated; electro-tin plated | www.wago.com/216-206 |
|  | Item no.: 216-301 Ferrule; Sleeve for 0.25 mm ² / AWG 24; insulated; electro-tin plated | www.wago.com/216-301 |
|  | Item no.: 216-302 Ferrule; Sleeve for 0.34 mm ² / AWG 24; insulated; electro-tin plated | www.wago.com/216-302 |
| Jumper | | |
|  | Item no.: 769-402 Miniature adjacent jumper; insulated; suitable for 1-conductor female plugs | www.wago.com/769-402 |

Downloads

Documentation

Bid Text



769-106

Oct 18, 2017

DOC
25.6 kB

Download

smartDATA

CAD data

3D Download 769-106

URL

Download

Product family

X-COM

[Learn more about the product family.](#)

[Show all products from the family](#)

Subject to changes.

WAGO Kontakttechnik GmbH & Co. KG

Hansastr. 27

32423 Minden

Phone: +49571 887-0 | Fax: +49571 887-169

Email: info.de@wago.com | Web: www.wago.com

Do you have any questions about our products?

We are always happy to take your call at +49 (571) 887-44222.