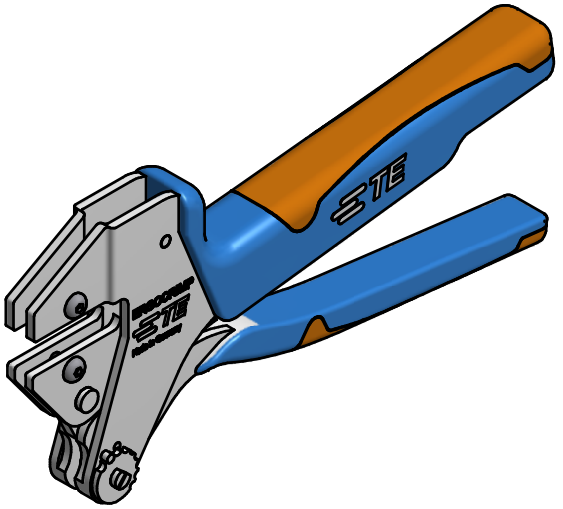
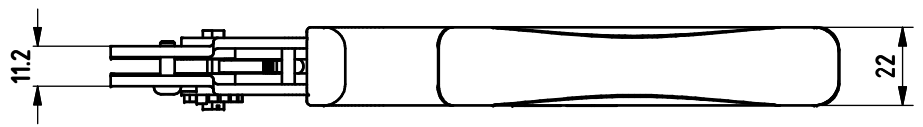
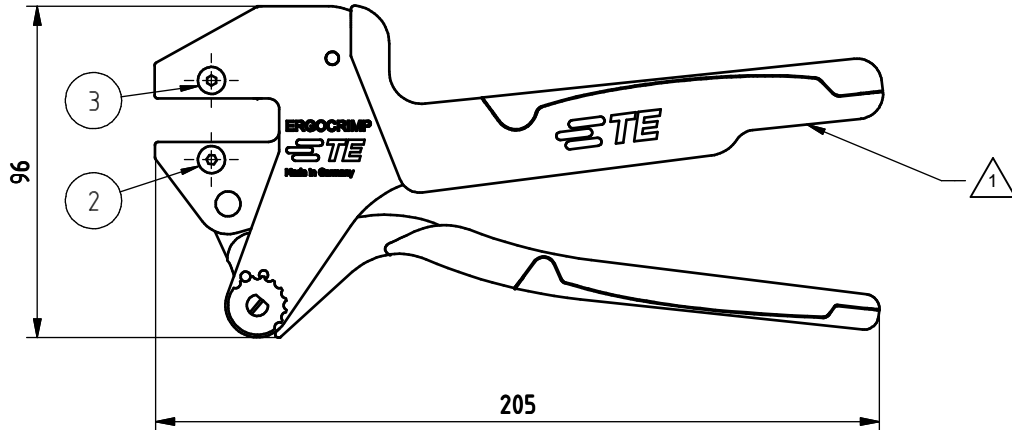
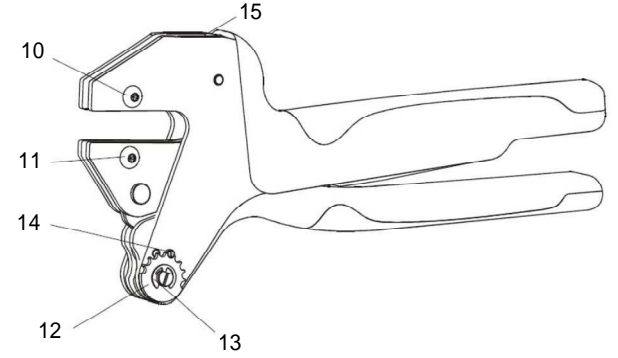


LOC	DIST	REVISIONS					
AI	00	P	LTR	DESCRIPTION	DATE	DWN	APVD
		D		ECR-14-012060	11AUG14	LS	GS



- 1. HEXAGON SOCKET SCREW KEY 2.5 IS FIXED AT HAND TOOL
- 2. INSTRUCTION SHEET IS IN SCOPE OF DELIVERY
TE P/N 5-744001-2
- 3. PACKED IN ONE BOX
- OPTION
- 4. REPAIR KIT, TE P/N 539635-2
CONSISTING OF:
10 DIE RETAINING SCREW, M4x11
11 DIE RETAINING SCREW, M4x10
12 ADJUSTMENT WHEEL
13 RETAINING PLATE 4
14 SCREWED STOP PIN, M3x5
15 TENSION SPRING

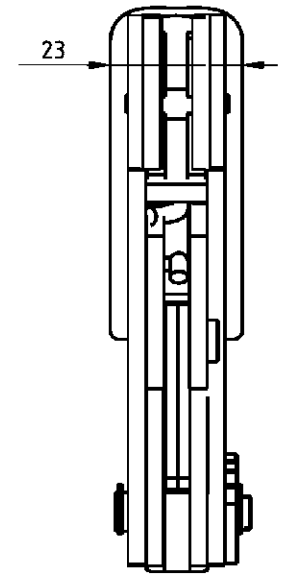



SPARE PARTS				
POS	QTY	REV	TE- P/N	DESCRIPTION
2	1	A	519151-9	Linsenkopfschraube, M4x10
3	1	A	8-539634-5	Linsenkopfschraube, M4x11

THIS DRAWING IS A CONTROLLED DOCUMENT.		DWN D. Reissig	28JAN99	TE Connectivity			
DIMENSIONS: mm		CHK U. Reuter	03FEB99				
TOLERANCES UNLESS OTHERWISE SPECIFIED:		APVD U. Reuter	03FEB99	NAME ERGOCRIMP HAND TOOL ERGOCRIMP Handzange			
		PRODUCT SPEC		RESTRICTED TO			
MATERIAL		FINISH		SIZE A3	CAGE CODE 00779	DRAWING NO 539635-1	
CUSTOMER DRAWING				SCALE 1:1.5	SHEET 1 OF 1	REV D	

THIS DRAWING IS UNPUBLISHED. RELEASED FOR PUBLICATION
 (C) COPYRIGHT - BY - ALL INTERNATIONAL RIGHTS RESERVED.

LDC		DIST		REVISIONS			
P	LTR	DESCRIPTION		DATE	DWN	APVD	
		C1		REVISED PER ECO-11-005150	28MAR11	RK	HMR



SPARE PART				
POS	QTY	REV	P/N	DESCRIPTION
1	1	A	519151-9	LINSENSCHRAUBE, M4 x 10 / SCREW, CAP, SOCKET BUTTON HEAD
2	1	A	8-539634-5	LINSENSCHRAUBE, M4 x 11 / SCREW, CAP, SOCKET BUTTON HEAD

THIS DRAWING IS A CONTROLLED DOCUMENT.		DWN D. Reissig	28JAN99
DIMENSIONS: mm		CHK U. Reuter	03FEB99
TOLERANCES UNLESS OTHERWISE SPECIFIED:		APVD U. Reuter	03FEB99
<ul style="list-style-type: none"> 0 PLC ± - 1 PLC ± - 2 PLC ± - 3 PLC ± - 4 PLC ± - ANGLES ± - 		NAME	ERGOCRIMP HAND TOOL ERGOCRIMP Handzange
MATERIAL	FINISH	PRODUCT SPEC	APPLICATION SPEC
WEIGHT		0.626kg	RESTRICTED TO
CUSTOMER DRAWING		SCALE	SHEET 1 OF 1 REV C1

TE TE Connectivity

SIZE: A3 CAGE CODE: 00779 DRAWING NO: C-539635-1