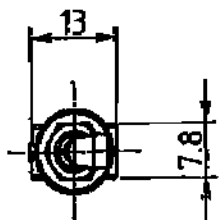


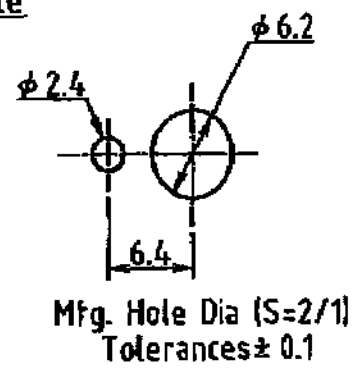
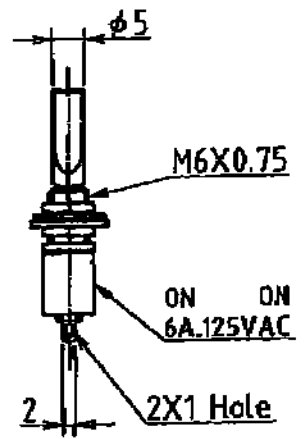
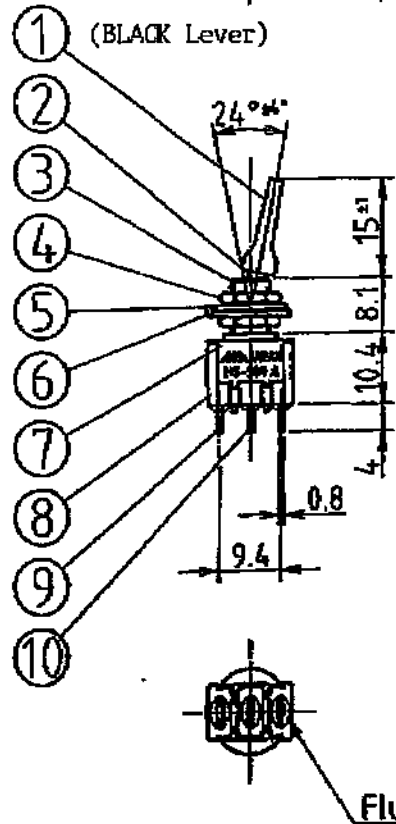
Symbol	Date	Correct	Approved	Drawn

Specification			
Rating	6A.125V.AC		
Circuit	SPDT ON-ON		
Contact Resistance	20mΩ or less, initial characteristics.		
Insulation Resistance	500V.DC. Megger. 100MΩ or more.		
Voltage Breakdown	(1000V.AC(Between terminals), 1500V.AC(Between Live metal parts and dead metal parts) 50/60Hz for 1 minute.		
Durability	Rated load with Resistance, 5,000 cycles, Non-load, 30,000 cycles.		

UNIT: mm



DATA SHEET For B/N 700932  
(MS-500-A-MF BLACK)



Construction			
13			
12			
11			
10	Common Terminal	Copper	1 Silver Plated
9	Terminal	Silver-clad copper	2 Silver Plated
8	Body	Melamine Phenolic Resin	1 Blue
7	Frame	Stainless Steel	1 Cleaning
6	Locking Ring	Steel	1 Unichromate
5	Lock Washer	Steel	1 Unichromate
4	Hex Nut	Steel	2 Nickel Plated
3	Metal	Brass	1 Nickel Plated
2	Lever	Brass	1 Chrome Plated
1	Lever	ABS Resin	1 Red, Black, White, Yellow, Blue
Spa	Part Name	Material	Qty. Finish

Designed date	Checked J. Tsujimura date December 14, 1997
Drawn K.E. Jol. date Dec. 16, 1997	Approved J. Tsujimura date '97 Dec 17

Name	MS-500A-MF Toggle Switch		
Plan No.	MS500A-MF-J11		
Scale=	1/1	All dimensions in millimeters	

**MIYAMA ELECTRIC CO., LTD. TOKYO JAPAN**

Unless otherwise specified tolerances ± 0.5

Specification	
Rating	6A, 125V, AC
Circuit	SPDT ON-ON
Contact Resistance	20mΩ or less, initial characteristics.
Insulation Resistance	500V, DC, Megger, 100MΩ or more.
Voltage Breakdown	1,000V, AC (Between terminals), 1,500V, AC (Between Live metal parts and dead metal parts) 50/60Hz for 1 minute.
Durability	Rated load with Resistance, 5,000 cycles, Non-load, 30,000 cycles.

Construction				
13				
12				
11				
10	Common Terminal	Copper	1	Silver Plated
9	Terminal	Silver-clad copper	2	Silver Plated
8	Body	Melanine Phenolic Resin	1	Blue
7	Frame	Stainless Steel	1	Cleaning
6	Locking Ring	Steel	1	Unichromate
5	Lock Washer	Steel	1	Unichromate
4	Hex Nut	Steel	2	Nickel Plated
3	Metal	Brass	1	Nickel Plated
2	Lever	Brass	1	Chrome Plated
1	Lever	ABS Resin	1	Red, Black, White, Yellow, Blue
Syn.	Part Name	Material	Qty.	Finish

Black

Designed date	Checked J. Tsujimura date December. 16. 1997
Drawn K. Endoh date December. 16. 1997	Approved J. Sarumi date '97. Dec. 17
Name	MS-500A-MF Toggle Switch
Plan No.	MS500A-MF-J11
Scale = 1/1	All dimensions in millimeters
Unless otherwise specified tolerances ± 0.5	