



WOYR2.E67774 Switches, Appliance and Special Use - Component

For enhanced search functionality, please visit UL's [iQ™ Family of Databases](#).

Click on a product designation for complete information.

[Page Bottom](#)

Switches, Appliance and Special Use - Component

[See General Information for Switches, Appliance and Special Use - Component](#)

SHIN CHIN INDUSTRIAL CO LTD

128 CHENG PEI 1ST RD
YUNG KANG DISTRICT
TAINAN, 710 TAIWAN

E67774

Investigated to ANSI/UL 61058-1

Cat. No.	Load	Amps	Volts	Hz	Temp (°C)	Pol/	Endurance			Dis (mm)	SPCA	Std. Ed.
						Thr/ Cir	30C cycle	55C cycle	IP			
Appliance and special use switches												
R13-104, f/b A, B, C, D, BF or FL, f/b -01												
	R	16.1	125	60	55	2/2-1.4	6K	10K	40	full 2.35	Notes 1, 2, 3	2005-09-30
	R	16.1	250	60	55	2/2-1.4	6K	10K	40			
R13-105, f/b A, B, C, BF or FL, f/b -01												
	R	16.1	125	60	55	2/2-1.4	6K	10K	40	full 2.35	Notes 1, 2, 3	2005-09-30
	R	16.1	250	60	55	2/2-1.4	6K	10K	40			
R13-527, f/b A, AL, A5L, B, BL, or B5L, f/b -02												
	RM	10(4)	125	50-60	T85/55	2/1-1.3	0K	10K	40	full 3.4	16A, 16B, 16C	2009-08-10
	RM	10(4)	125	50-60	85	2/1-1.3	0K	10K	40			
	RM	10(4)	250	50-60	T85/55	2/1-1.3	0K	10K	40			
	RM	10(4)	250	50-60	85	2/1-1.3	0K	10K	40			
R13-527, f/b A2, A2L, B2 or B2L f/b -02												
	RM	10(4)	125	50-60	T85/55	2/1-1.3	0K	10K	65	full 3.4	2, 16A, 16B, 16C	2009-08-10
	RM	10(4)	125	50-60	85	2/1-1.3	0K	10K	65			
	RM	10(4)	250	50-60	T85/55	2/1-1.3	0K	10K	65			
	RM	10(4)	250	50-60	85	2/1-1.3	0K	10K	65			
R13-527, f/b C, CB, C5B, D, DB, D5B, CL, C5L, DL, or D5L, f/b -02												
	RM	10(4)	125	50-60	T85/55	1/1-1.2	0K	10K	40	full 3.4	16A, 16B, 16C	2009-08-10
	RM	10(4)	125	50-60	85	1/1-1.2	0K	10K	40			
	RM	10(4)	250	50-60	T85/55	1/1-1.2	0K	10K	40			
	RM	10(4)	250	50-60	85	1/1-1.2	0K	10K	40			
R13-527, f/b C2, C2B, D2, D2B, C2L or D2L, f/b -02												
	RM	10(4)	125	50-60	T85/55	1/1-1.2	0K	10K	65	full 3.4	2, 16A, 16B, 16C	2009-08-10

	RM	10(4)	125	50-60	85	1/1-1.2	0K	10K	65			
	RM	10(4)	250	50-60	T85/55	1/1-1.2	0K	10K	65			
	RM	10(4)	250	50-60	85	1/1-1.2	0K	10K	65			
R13-562A f/b -02, -02A, -05, f/b four letters or numbers												
	R	6	125	50-60	85	1/1-1.2	6K	10K	40	full 3	20A	2009-08-10
	R	3	250	50-60	85	1/1-1.2	6K	10K	40			
	R	10	28	DC	85	1/1-1.2	6K	10K	40			
	R	10	12	DC	85	1/1-1.2	6K	10K	40			
	R	6	125	50	-	-	-	-	--			
	R	3	250	50	-	-	-	-	--			
	R	10	28	DC	-	-	-	-	--			
	R	10	12	DC	-	-	-	-	--			
R13 f/b -296 or -297, f/b C, f/b -05												
	R	3	250	50-60	T85	1/2-2.2	6K	10K	40	full 1.6	Notes 12A, 12B, 12C	2009-08-10
	R	3	250	50-60	T85/55	1/2-2.2	6K	10K	40			
	R	3	125	50-60	T85	1/2-2.2	6K	10K	40			
	R	3	125	50-60	T85/55	1/2-2.2	6K	10K	40			
R13, f/b -285, f/b A, B, C or D, f/b L, 8 or 8L, f/b 1, 2 or Blank, f/b -01.												
	RM	10(6)	250	50-60	T85	2/1,2-2.4/3.4	6K	50K	65	full 1.85	4A thru 4D	2009-08-10
	R	10	60	DC	T85	2/1,2-2.4/3.4	6K	50K	65			
R13-112 f/b F, F2, F2B, F5, F6 or FP f/b -02, -05, -09 or -12												
	RM	10(4)	125,250	50-60	85	1/1-2.2	6K	10K	40	full 1.5	2A, 2B, 2C, 2D	2009-08-10
R13-112, f/b A, A2, A2B, A5, A6, AP, B, BP, B2, BW, B2W, B9, BF, B2F, BPW, BPF, L2, L3, BFW, B2FW, B9F, L2F, L3F, E, E2, E2B, E5, E6, EP, L, LP or LF, f/b -02, -05, -09 or -12												
	RM	10(4)	125,250	50-60	85	1/1-2.2	6K	10K	40	full 2	2A,2B,2C,2D	2009-08-10
R13-112, f/b A8, B8, B8F or B8W, f/b -02, -05, -09 or -12												
	RM	10(4)	125,250	50-60	85	1/1-2.2	6K	10K	65	full 2	2A, 2B, 2C, 2D	2009-08-10
R13-112, f/b C, C5, C6 or CP, f/b -02, -05, -09 or -12												
	RM	10(4)	125,250	50-60	85	1/2-3.2	6K	10K	40	full 2	2A,2B,2C,2D	2009-08-10
R13-112, f/b C8 or G8, f/b -02, -05, -09 or -12												
	RM	10(4)	125,250	50-60	85	1/2-3.2	6K	10K	65	full 2	2A, 2B, 2C, 2D	2009-08-10
R13-112, f/b D, D5, D6, DP, G, G5, G6, GP, H, H5, H6, HP, I, I5, I6 or IP, f/b -02, -05, -09 or -12												
	RM	10(4)	125,250	50-60	85	1/2-3.2	6K	10K	40	full 1.5	2A, 2B, 2C, 2D	2009-08-10
R13-112, f/b D8, H8 or I8, f/b -02, -05, -09 or -12												
	RM	10(4)	125,250	50-60	85	1/2-3.2	6K	10K	65	full 1.5	2A, 2B, 2C or 2D	2009-08-10
R13-112, f/b E8 or F8, f/b -02, -05, -09 or -12												
	RM	10(4)	125,250	50-60	85	1/1-2.2	6K	10K	65	full 1.5	2A, 2B, 2C, 2D	2009-08-10
R13-135 follow by A, A2, A5, A6, AP, B, B2, BP, BW, B2W, B9, BPW, L2, L3, L, LP, LF, C, C5, C6, CP, E, E5, E6, BF, B2F, B9F, L2F, L3F, follow by -02, -05, -09 or -12												
	RM	16(4)	125-250	50-60	T85	1/1,1/2-1.2, 2.2	6K	10K	40	full 2.0	2C, 12B, 14B	2009-08-10

	RM	16(4)	125-250	50-60	T85/55	1/1,1/2-1.2, 2.2	6K	10K	40			
R13-135 follow by D, D5, D6, DP, F, F5, F6, G, G5, G6, H, H5, H6, HP, I, I5, I6, IP, follow by -02, -05, -09 or -12												
	RM	16(4)	125-250	50-60	T85	1/1,1/2-1.2, 2.2	6K	10K	40	micro	2C, 12B, 14B	2009-08-10
	RM	16(4)	125-250	50-60	T85/55	1/1,1/2-1.2, 2.2	6K	10K	40			
R13-205, f/b A, A2, A3, B, B2, BF, B2F, C, C2, C3, D, D2, D3, F, F2, F3, I, I2, I3, L or LF, f/b -01 or -05												
	RM	16(4)	125-250	50-60	T85/55	1/2-3.2	6K	10K	40	full 1.5	12, 16A, 16B, 16D	2009-08-10
	R	16	12	DC	T85/55	1/2-3.2	6K	10K	40			
	R	10	28	DC	T85/55	1/2-3.2	6K	10K	40			
R13-208 f/b A, A2, A4, A5, AP, E, E4 or E5, f/b -02, -05, -09 or -12												
	RM	10(4)	250	50-60	T85	1/1-1.2	6K	10K	40	full 2.0	Notes 13A, 13B, 13C	2009-08-10
	RM	10(4)	250	50-60	T85/55	1/1-1.2	6K	10K	40			
	RM	10(4)	125	50-60	T85	1/1-1.2	6K	10K	40			
	RM	10(4)	125	50-60	T85/55	1/1-1.2	6K	10K	40			
	R	10	28	DC	T85	1/1-1.2	6K	10K	40			
	R	10	28	DC	T85/55	1/1-1.2	6K	10K	40			
R13-208 f/b B, B2, BP, BW, B2W, BPW, L2, L3, BF, B2F, L2F or L3F f/b -02, -05, -09 or -12												
	RM	10(4)	250	50-60	T85	1/1-1.2	6K	10K	40	full 1.7	Notes 13A, 13B, 13C	2009-08-10
	RM	10(4)	250	50-60	T85/55	1/1-1.2	6K	10K	40			
	RM	10(4)	125	50-60	T85	1/1-1.2	6K	10K	40			
	RM	10(4)	125	50-60	T85/55	1/1-1.2	6K	10K	40			
	R	10	28	DC	T85	1/1-1.2	6K	10K	40			
	R	10	28	DC	T85/55	1/1-1.2	6K	10K	40			
R13-208 f/b C, C4, C5 or CP, f/b -02, -05, -09 or -12												
	RM	10(4)	250	50-60	T85	1/2-2.2	6K	10K	40	full 2.0	Notes 13A, 13B, 13C	2009-08-10
	RM	10(4)	250	50-60	T85/55	1/2-2.2	6K	10K	40			
	RM	10(4)	125	50-60	T85	1/2-2.2	6K	10K	40			
	RM	10(4)	125	50-60	T85/55	1/2-2.2	6K	10K	40			
	R	10	28	DC	T85	1/2-2.2	6K	10K	40			
	R	10	28	DC	T85/55	1/2-2.2	6K	10K	40			
R13-208 f/b D, D4, D5 H, H4, H5, I, I4 or I5 f/b -02, -05, -09 or -12												
	RM	10(4)	250	50-60	T85	1/2-3.2	6K	10K	40	full 1.5	Notes 13A, 13B, 13C	2009-08-10
	RM	10(4)	250	50-60	T85/55	1/2-3.2	6K	10K	40			
	RM	10(4)	125	50-60	T85	1/2-3.2	6K	10K	40			
	RM	10(4)	125	50-60	T85/55	1/2-3.2	6K	10K	40			
	R	10	28	DC	T85	1/2-3.2	6K	10K	40			
	R	10	28	DC	T85/55	1/2-3.2	6K	10K	40			
R13-208 f/b F, F4 or F5, f/b -02, -05, -09 or -12												
	RM	10(4)	250	50-60	T85	1/1-1.2	6K	10K	40	full 1.5	Notes 13A, 13B, 13C	2009-08-10

	RM	10(4)	250	50-60	T85/55	1/1-1.2	6K	10K	40			
	RM	10(4)	125	50-60	T85	1/1-1.2	6K	10K	40			
	RM	10(4)	125	50-60	T85/55	1/1-1.2	6K	10K	40			
	R	10	28	DC	T85	1/1-1.2	6K	10K	40			
	R	10	28	DC	T85/55	1/1-1.2	6K	10K	40			
R13-208 f/b G, G4 or G5 f/b -02, -05, -09 or -12												
	RM	10(4)	250	50-60	T85	1/2-2.2	6K	10K	40	full 1.5	Notes 13A, 13B, 13C	2009-08-10
	RM	10(4)	250	50-60	T85/55	1/2-2.2	6K	10K	40			
	RM	10(4)	125	50-60	T85	1/2-2.2	6K	10K	40			
	RM	10(4)	125	50-60	T85/55	1/2-2.2	6K	10K	40			
	R	10	28	DC	T85	1/2-2.2	6K	10K	40			
	R	10	28	DC	T85/55	1/2-2.2	6K	10K	40			
R13-238, f/b A, A8, B, B2, B8, BF, B2F, B8F, C, C8, D, D8, F, F8, I or I8; f/b -01 or -05												
	RM	16(4)	125-250	50-60	T85/55	1/2-3.2	6K	10K	65	full 1.5	12, 16A, 16B, 16D	2009-08-10
	R	16	12	DC	T85/55	1/2-3.2	6K	10K	65			
	R	10	28	DC	T85/55	1/2-3.2	6K	10K	65			
R13-244A-02, R13-268A-02												
	R	10	28	DC	85	2/1-1.3	6K	10K	40	full 3.2	1,20A	2009-08-10
	R	10	28	DC	T85/55	2/1-1.3	6K	10K	40			
	RM	10(4)	125	50-60	85	2/1-1.3	6K	10K	40			
	RM	10(4)	125	50-60	T85/55	2/1-1.3	6K	10K	40			
	RM	10(4)	250	50-60	85	2/1-1.3	6K	10K	40			
	RM	10(4)	250	50-60	T85/55	2/1-1.3	6K	10K	40			
R13-244A8-02												
	R	10	28	DC	85	2/1-1.3	6K	10K	65	full 3.2	1,8	2009-08-10
	R	10	28	DC	T85/55	2/1-1.3	6K	10K	65			
	RM	10(4)	125	50-60	85	2/1-1.3	6K	10K	65			
	RM	10(4)	125	50-60	T85/55	2/1-1.3	6K	10K	65			
	RM	10(4)	250	50-60	85	2/1-1.3	6K	10K	65			
	RM	10(4)	250	50-60	T85/55	2/1-1.3	6K	10K	65			
R13-244B-02, R13-268B-02												
	R	10	28	DC	85	2/1-1.3	6K	10K	40	full 3.2	1,2,20A	2009-08-10
	R	10	28	DC	T85/55	2/1-1.3	6K	10K	40			
	RM	10(4)	125	50-60	85	2/1-1.3	6K	10K	40			
	RM	10(4)	125	50-60	T85/55	2/1-1.3	6K	10K	40			
	RM	10(4)	250	50-60	85	2/1-1.3	6K	10K	40			
	RM	10(4)	250	50-60	T85/55	2/1-1.3	6K	10K	40			

R13-244B8-02												
	R	10	28	DC	85	2/1-1.3	6K	10K	65	full 3.2	1,2,8	2009-08-10
	R	10	28	DC	T85/55	2/1-1.3	6K	10K	65			
	RM	10(4)	125	50-60	85	2/1-1.3	6K	10K	65			
	RM	10(4)	125	50-60	T85/55	2/1-1.3	6K	10K	65			
	RM	10(4)	250	50-60	85	2/1-1.3	6K	10K	65			
	RM	10(4)	250	50-60	T85/55	2/1-1.3	6K	10K	65			
R13-244C-02, R13-268C-02												
	R	10	28	DC	85	2/2-2.4	6K	10K	40	full 3.2	1,20A	2009-08-10
	R	10	28	DC	T85/55	2/2-2.4	6K	10K	40			
	RM	10(4)	125	50-60	85	2/2-2.4	6K	10K	40			
	RM	10(4)	125	50-60	T85/55	2/2-2.4	6K	10K	40			
	RM	10(4)	250	50-60	85	2/2-2.4	6K	10K	40			
	RM	10(4)	250	50-60	T85/55	2/2-2.4	6K	10K	40			
R13-244C8-02												
	R	10	28	DC	85	2/2-2.4	6K	10K	65	full 3.2	1,8	2009-08-10
	R	10	28	DC	T85/55	2/2-2.4	6K	10K	65			
	RM	10(4)	125	50-60	85	2/2-2.4	6K	10K	65			
	RM	10(4)	125	50-60	T85/55	2/2-2.4	6K	10K	65			
	RM	10(4)	250	50-60	85	2/2-2.4	6K	10K	65			
	RM	10(4)	250	50-60	T85/55	2/2-2.4	6K	10K	65			
R13-244CB-02, R13-268CB-02												
	R	10	28	DC	85	2/2-2.4	6K	10K	40	full 3.2	1,2,20A	2009-08-10
	R	10	28	DC	T85/55	2/2-2.4	6K	10K	40			
	RM	10(4)	125	50-60	85	2/2-2.4	6K	10K	40			
	RM	10(4)	125	50-60	T85/55	2/2-2.4	6K	10K	40			
	RM	10(4)	250	50-60	85	2/2-2.4	6K	10K	40			
	RM	10(4)	250	50-60	T85/55	2/2-2.4	6K	10K	40			
R13-244CB8-02												
	R	10	28	DC	85	2/2-2.4	6K	10K	65	full 3.2	1,2,8	2009-08-10
	R	10	28	DC	T85/55	2/2-2.4	6K	10K	65			
	RM	10(4)	125	50-60	85	2/2-2.4	6K	10K	65			
	RM	10(4)	125	50-60	T85/55	2/2-2.4	6K	10K	65			
	RM	10(4)	250	50-60	85	2/2-2.4	6K	10K	65			
	RM	10(4)	250	50-60	T85/55	2/2-2.4	6K	10K	65			

R13-244D-02, R13-268D-02, R13-244H-02, R13-268H-02, R13-244I-02, R13-268I-02												
	R	10	28	DC	85	2/2-3.4	6K	10K	40	full 1.5	1,20A	2009-08-10
	R	10	28	DC	T85/55	2/2-3.4	6K	10K	40			
	RM	10(4)	125	50-60	85	2/2-3.4	6K	10K	40			
	RM	10(4)	125	50-60	T85/55	2/2-3.4	6K	10K	40			
	RM	10(4)	250	50-60	85	2/2-3.4	6K	10K	40			
	RM	10(4)	250	50-60	T85/55	2/2-3.4	6K	10K	40			
R13-244D8-02												
	R	10	28	DC	85	2/2-3.4	6K	10K	65	full 1.5	1,8	2009-08-10
	R	10	28	DC	T85/55	2/2-3.4	6K	10K	65			
	RM	10(4)	125	50-60	85	2/2-3.4	6K	10K	65			
	RM	10(4)	125	50-60	T85/55	2/2-3.4	6K	10K	65			
	RM	10(4)	250	50-60	85	2/2-3.4	6K	10K	65			
	RM	10(4)	250	50-60	T85/55	2/2-3.4	6K	10K	65			
R13-244DB-02												
	R	10	28	DC	85	2/2-3.4	6K	10K	40	full 1.5	1,2,20A	2009-08-10
	R	10	28	DC	T85/55	2/2-3.4	6K	10K	40			
	RM	10(4)	125	50-60	85	2/2-3.4	6K	10K	40			
	RM	10(4)	125	50-60	T85/55	2/2-3.4	6K	10K	40			
	RM	10(4)	250	50-60	85	2/2-3.4	6K	10K	40			
	RM	10(4)	250	50-60	T85/55	2/2-3.4	6K	10K	40			
R13-244DB8-02												
	R	10	28	DC	85	2/2-3.4	6K	10K	65	full 1.5	1,2,8	2009-08-10
	R	10	28	DC	T85/55	2/2-3.4	6K	10K	65			
	RM	10(4)	125	50-60	85	2/2-3.4	6K	10K	65			
	RM	10(4)	125	50-60	T85/55	2/2-3.4	6K	10K	65			
	RM	10(4)	250	50-60	85	2/2-3.4	6K	10K	65			
	RM	10(4)	250	50-60	T85/55	2/2-3.4	6K	10K	65			
R13-244G-02, R13-268G-02												
	R	10	28	DC	85	2/2-2.4	6K	10K	40	full 1.5	1,20A	2009-08-10
	R	10	28	DC	T85/55	2/2-2.4	6K	10K	40			
	RM	10(4)	125	50-60	85	2/2-2.4	6K	10K	40			
	RM	10(4)	125	50-60	T85/55	2/2-2.4	6K	10K	40			
	RM	10(4)	250	50-60	85	2/2-2.4	6K	10K	40			
	RM	10(4)	250	50-60	T85/55	2/2-2.4	6K	10K	40			

R13-260 f/b A, C, D, G, H, I, N, R, F, B, E, K, M, P, S or Q, f/b 0, 1, 2, 4, 5, 6, 7, 8, 9 or 9B f/b -01, -04, -05 or -08, f/b C, D, E, F, G, H, J, K, L, M, N, O, P or blank, f/b - 4 letters, f/b -1, 2 or N												
	RM	16(4)	125-250	50-60	T85/55	1/2, 2/2-2.4, 3.4	6K	10K	52	full 1.6	17A, 17B, 17C, 17D	2009-08-10
	RM	16(4)	125-250	50-60	T85	1/2, 2/2-2.4, 3.4	6K	10K	52			
R13-263 f/b A, C, D, G, H, I, N, R, F, B, E, K, M, P, S or Q, f/b 0, 1 or 2, f/b -01, -04, -05 or -08, f/b C, D, E, F, G, H, J, K, M, L or blank, f/b - 4 letters, f/b -1, 2 or N, f/b D, I or N.												
	RM	16(4)	125-250	50-60	T85/55	1/2, 2/2-2.4, 3.4	6K	10K	52	full 1.6	17A, 17B, 17C, 17D	2009-08-10
	RM	16(4)	125-250	50-60	T85	1/2, 2/2-2.4, 3.4	6K	10K	52			
R13-270 f/b A or C, f/b -02												
	RM	10(4)	250	50-60	T85	1/1 or 1/2-1.2 or 2.2	6K	10K	40	full 2.4	Notes 10A, 10B, 10C	2009-08-10
	RM	10(4)	250	50-60	T85/55	1/1 or 1/2-1.2 or 2.2	6K	10K	40			
	RM	10(4)	125	50-60	T85	1/1 or 1/2-1.2 or 2.2	6K	10K	40			
	RM	10(4)	125	50-60	T85/55	1/1 or 1/2-1.2 or 2.2	6K	10K	40			
R13-270D-02												
	RM	6(2)	250	50-60	T85	1/2-3.2	6K	10K	40	full 1.5	Notes 10A, 10B, 10C	2009-08-10
	RM	6(2)	250	50-60	T85/55	1/2-3.2	6K	10K	40			
	RM	6(2)	125	50-60	T85	1/2-3.2	6K	10K	40			
	RM	6(2)	125	50-60	T85/55	1/2-3.2	6K	10K	40			
R13-290 f/b AL or CL, f/b 1, 2, 3 or 4, f/b -05, f/b -B, -R, -G, -A or -C, f/b B, R, G, A or C, f/b G, Y or R												
	R	6	125	50-60	T85	1/1,2-1.2/2.2	6K	10K	40	full 1.5	5A	2009-08-10
	R	3	250	50-60	T85	1/1,2-1.2/2.2	6K	10K	40			
R13-291 f/b A, B, BF or F, f/b 1 through 99 or blank, f/b -02, f/b - letter(s) or blank												
	RM	16(6)	250	50-60	T85	1/1-1.2	6K	50K	40	full 2.7	6A, 6B, 6C	2009-08-10
R13-292, f/b A, B, C, D, E, F, G, H, I, K, M, N, P, Q, R or S; f/b 1,2,or 3; f/b 01.												
	RM	8(4)	250	50-60	T85	1/1,1/2-1.2,1.3	6K	10K	40	full 1.5	8A,8B,8C	20090810
	RM	8(4)	250	50-60	T85	2/1,2/2-2.2,2.4	6K	10K	40			
	R	16	14	DC	T85	1/1,1/2-1.2,1.3	6K	10K	40			
	R	16	14	DC	T85	2/1,2/2-2.2,2.4	6K	10K	40			
R13-294 f/b A, C, D, G, H, I, N or R; f/b 1, 2 or 3; f/b -01												
	R	20	125	50-60	T85	1/1 or 1/2-1.2 or 2.2	-	10K	66	full 2.67	Notes 2, 9A, 9B, 9C, 9D, 9E	2009-08-10
	R	18	125	50-60	T85	1/1 or 1/2-1.2 or 2.2	6K	10K	66			
	R	10	250	50-60	T85	1/1 or 1/2-1.2 or 2.2	6K	10K	66			
	R	21	14	DC	T85	1/1 or 1/2-1.2 or 2.2	6K	10K	66			
	RM	16(4)	250	50-60	T85	1/1 or 1/2-1.2 or 2.2	6K	10K	66			
	R	20	125	50-60	T85/55	1/1 or 1/2-1.2 or 2.2	-	10K	66			
	R	18	125	50-60	T85/55	1/1 or 1/2-1.2 or 2.2	6K	10K	66			
	R	10	250	50-60	T85/55	1/1 or 1/2-1.2 or 2.2	6K	10K	66			




	R	21	14	DC	T85/55	1/1 or 1/2-1.2 or 2.2	6K	10K	66			
	RM	16(4)	250	50-60	T85/55	1/1 or 1/2-1.2 or 2.2	6K	10K	66			
R13-294 f/b F, B, E, K, M, P, S or Q; f/b 1, 2 or 3; f/b -01												
	R	20	125	50-60	T85	2/1 or 2/2-3.4,2.4	-	10K	66	full 2.67	Notes 2, 9A, 9B, 9C, 9D, 9E	2009-08-10
	R	18	125	50-60	T85	2/1 or 2/2-3.4,2.4	6K	10K	66			
	R	10	250	50-60	T85	2/1 or 2/2-3.4,2.4	6K	10K	66			
	R	21	14	DC	T85	2/1 or 2/2-3.4,2.4	6K	10K	66			
	RM	16(4)	250	50-60	T85	2/1 or 2/2-3.4,2.4	6K	10K	66			
	R	20	125	50-60	T85/55	2/1 or 2/2-3.4,2.4	-	10K	66			
	R	18	125	50-60	T85/55	2/1 or 2/2-3.4,2.4	6K	10K	66			
	R	10	250	50-60	T85/55	2/1 or 2/2-3.4,2.4	6K	10K	66			
	R	21	14	DC	T85/55	2/1 or 2/2-3.4,2.4	6K	10K	66			
	RM	16(4)	250	50-60	T85/55	2/1 or 2/2-3.4,2.4	6K	10K	66			
R13-66 f/b A, A5, AP, E, EP, F or FP f/b -02, -05, -09, -10 or -12												
	RM	16(4)	250	50-60	T85	1/1-1.2	6K	10K	40	full 2.4	Notes 11A, 11B, 11C	2009-08-10
	RM	16(4)	250	50-60	T85/55	1/1-1.2	6K	10K	40			
	RM	16(4)	125	50-60	T85	1/1-1.2	6K	10K	40			
	RM	16(4)	125	50-60	T85/55	1/1-1.2	6K	10K	40			
	R	16	12	DC	T85	1/1-1.2	6K	10K	40			
	R	16	12	DC	T85/55	1/1-1.2	6K	10K	40			
	R	6	28	DC	T85	1/1-1.2	6K	10K	40			
	R	6	28	DC	T85/55	1/1-1.2	6K	10K	40			
R13-66 f/b A8 or F8 f/b -02, -05, -09, -10 or -12												
	RM	16(4)	250	50-60	T85	1/1-1.2	6K	10K	65	full 2.4	Notes 11A, 11B, 11C	2009-08-10
	RM	16(4)	250	50-60	T85/55	1/1-1.2	6K	10K	65			
	RM	16(4)	125	50-60	T85	1/1-1.2	6K	10K	65			
	RM	16(4)	125	50-60	T85/55	1/1-1.2	6K	10K	65			
	R	16	12	DC	T85	1/1-1.2	6K	10K	65			
	R	16	12	DC	T85/55	1/1-1.2	6K	10K	65			
	R	6	28	DC	T85	1/1-1.2	6K	10K	65			
	R	6	28	DC	T85/55	1/1-1.2	6K	10K	65			
R13-66 f/b B, B2, B4, B6, BW, B2W, B4W, B6W, BF, B2F, B4F or B6F f/b -02, -05, -09, -10 or -12												
	RM	16(4)	250	50-60	T85	1/1-1.2	6K	10K	40	full 2	Notes 11A, 11B, 11C	2009-08-10
	RM	16(4)	250	50-60	T85/55	1/1-1.2	6K	10K	40			
	RM	16(4)	125	50-60	T85	1/1-1.2	6K	10K	40			
	RM	16(4)	125	50-60	T85/55	1/1-1.2	6K	10K	40			

	R	16	12	DC	T85	1/1-1.2	6K	10K	40			
	R	16	12	DC	T85/55	1/1-1.2	6K	10K	40			
	R	6	28	DC	T85	1/1-1.2	6K	10K	40			
	R	6	28	DC	T85/55	1/1-1.2	6K	10K	40			
R13-66 f/b B8, B8W or B8F f/b -02, -05, -09, -10 or -12												
	RM	16(4)	250	50-60	T85	1/1-1.2	6K	10K	65	full 2	Notes 11A, 11B, 11C	2009-08-10
	RM	16(4)	250	50-60	T85/55	1/1-1.2	6K	10K	65			
	RM	16(4)	125	50-60	T85	1/1-1.2	6K	10K	65			
	RM	16(4)	125	50-60	T85/55	1/1-1.2	6K	10K	65			
	R	16	12	DC	T85	1/1-1.2	6K	10K	65			
	R	16	12	DC	T85/55	1/1-1.2	6K	10K	65			
	R	6	28	DC	T85	1/1-1.2	6K	10K	65			
	R	6	28	DC	T85/55	1/1-1.2	6K	10K	65			
R13-66 f/b C or CP f/b -02, -05, -09, -10 or -12												
	RM	16(4)	250	50-60	T85	1/2-2.2	6K	10K	40	full 2.2	Notes 11A, 11B, 11C	2009-08-10
	RM	16(4)	250	50-60	T85/55	1/2-2.2	6K	10K	40			
	RM	16(4)	125	50-60	T85	1/2-2.2	6K	10K	40			
	RM	16(4)	125	50-60	T85/55	1/2-2.2	6K	10K	40			
	R	16	12	DC	T85	1/2-2.2	6K	10K	40			
	R	16	12	DC	T85/55	1/2-2.2	6K	10K	40			
	R	6	28	DC	T85	1/2-2.2	6K	10K	40			
	R	6	28	DC	T85/55	1/2-2.2	6K	10K	40			
R13-66 f/b C8 f/b -02, -05, -09, -10 or -12												
	RM	16(4)	250	50-60	T85	1/2-2.2	6K	10K	65	full 2.2	Notes 11A, 11B, 11C	2009-08-10
	RM	16(4)	250	50-60	T85/55	1/2-2.2	6K	10K	65			
	RM	16(4)	125	50-60	T85	1/2-2.2	6K	10K	65			
	RM	16(4)	125	50-60	T85/55	1/2-2.2	6K	10K	65			
	R	16	12	DC	T85	1/2-2.2	6K	10K	65			
	R	16	12	DC	T85/55	1/2-2.2	6K	10K	65			
	R	6	28	DC	T85	1/2-2.2	6K	10K	65			
	R	6	28	DC	T85/55	1/2-2.2	6K	10K	65			
R13-66 f/b D, DP, H, HP, I or IP f/b -02, -05, -09, -10 or -12												
	RM	16(4)	250	50-60	T85	1/2-3.2	6K	10K	40	full 1.5	Notes 11A, 11B, 11C	2009-08-10
	RM	16(4)	250	50-60	T85/55	1/2-3.2	6K	10K	40			
	RM	16(4)	125	50-60	T85	1/2-3.2	6K	10K	40			
	RM	16(4)	125	50-60	T85/55	1/2-3.2	6K	10K	40			
	R	16	12	DC	T85	1/2-3.2	6K	10K	40			
	R	16	12	DC	T85/55	1/2-3.2	6K	10K	40			
	R	6	28	DC	T85	1/2-3.2	6K	10K	40			
	R	6	28	DC	T85/55	1/2-3.2	6K	10K	40			

R13-66 f/b G or GP f/b -02, -05, -09, -10 or -12												
	RM	16(4)	250	50-60	T85	1/2-2.2	6K	10K	40	full 1.6	Notes 11A, 11B, 11C	2009-08-10
	RM	16(4)	250	50-60	T85/55	1/2-2.2	6K	10K	40			
	RM	16(4)	125	50-60	T85	1/2-2.2	6K	10K	40			
	RM	16(4)	125	50-60	T85/55	1/2-2.2	6K	10K	40			
	R	16	12	DC	T85	1/2-2.2	6K	10K	40			
	R	16	12	DC	T85/55	1/2-2.2	6K	10K	40			
	R	6	28	DC	T85	1/2-2.2	6K	10K	40			
	R	6	28	DC	T85/55	1/2-2.2	6K	10K	40			
R13-66 f/b L, LP or LF f/b -02, -05, -09, -10 or -12												
	RM	16(4)	250	50-60	T85	1/1-1.2	6K	10K	40	full 1.8	Notes 11A, 11B, 11C	2009-08-10
	RM	16(4)	250	50-60	T85/55	1/1-1.2	6K	10K	40			
	RM	16(4)	125	50-60	T85	1/1-1.2	6K	10K	40			
	RM	16(4)	125	50-60	T85/55	1/1-1.2	6K	10K	40			
	R	16	12	DC	T85	1/1-1.2	6K	10K	40			
	R	16	12	DC	T85/55	1/1-1.2	6K	10K	40			
	R	6	28	DC	T85	1/1-1.2	6K	10K	40			
	R	6	28	DC	T85/55	1/1-1.2	6K	10K	40			
R13-73 f/b A, B, C or D; f/b blank or 2; f/b 02, 09 or 10												
	RM	10(2)	125-250	50-60	T85/55	1/1-1.2	6K	10K	40	full 2.4	12, 19A, 19B, 19C	2009-08-10
	RM	10(2)	125-250	50-60	T85/55	2/1-1.3	6K	10K	40			
	R	10	28	DC	T85/55	1/1-1.2	6K	10K	40			
	R	10	28	DC	T85/55	2/1-1.3	6K	10K	40			
R13-427 f/b A, N or R; f/b 1, 2, 3, 4, 5, 6 or 7; f/b -01, -05, -08 or -12												
	RM	16(4)	250	50-60	T85/55	1/1-1.2	6K	10K	40	full 3.81	7A, 7B, 7C	2009-08-10
R13-427 f/b C, I, D, H or G; f/b 1, 2, 3, 4, 5, 6 or 7; f/b -01, -05, -08 or -12;												
	RM	12(4)	250	50-60	T85/55	1/1-2.2 or 3.2	6K	10K	40	full 3.81	7A, 7B, 7C	2009-08-10
R13-428 f/b B, P, E, M or K; f/b 1, 2, 3, 4, 5, 6 or 7; f/b -01, -05, -08 or -12												
	RM	12(4)	250	50-60	T85/55	2/1-2.4 or 3.4	6K	10K	40	full 3.81	7A, 7B, 7C	2009-08-10
R13-428 f/b F, S or Q; f/b 1, 2, 3, 4, 5, 6 or 7; f/b -01, -05, -08 or -12												
	RM	16(4)	250	50-60	T85/55	2/1-1.3	6K	10K	40	full 3.81	7A, 7B, 7C	2009-08-10
R13-437, f/b A, C, D, G, H, I, N and R; f/b 1, 2, 3, 4, 8 or 9; f/b -01, -04, -05, -06, -07, -08 or -11												
	RM	16(4)	125-250	50-60	T85	1/1,1/2-1.2,3.2	6K	10K	40	full 1.5	9A,9B,9C,9D	2009-08-10
	RM	16(4)	125-250	50-60	T85/55	1/1,1/2-1.2,3.2	6K	10K	40			
R13-438 or R13-419, f/b A, C, D, G, H, I, N, R, F, B, E, K, M, P, S or Q, f/b any letter or number, f/b -01, -04, -05, -06, -07, -08, or -11, f/b C, D, E, F, G, H, J, K, L, or M												
	RM	10(4)	125,250	50-60	T85	1/1,1/2-1.2	6K	10K	40	full 1.5	22A, 22B	2013-02-15
	RM	10(4)	125,250	50-60	T85	2/1,2/2-1.3	6K	10K	40			
	RM	10(4)	125,250	50-60	T85/55	1/1,1/2-1.2	6K	10K	40			

	RM	10(4)	125,250	50-60	T85/55	2/1,2/2-1.3	6K	10K	40			
	R	10	125,250	50-60	T85	1/1,1/2-1.2	6K	10K	40			
	R	10	125,250	50-60	T85	2/1,2/2-1.3	6K	10K	40			
	R	10	125,250	50-60	T85/55	1/1,1/2-1.2	6K	10K	40			
	R	10	125,250	50-60	T85/55	2/1,2/2-1.3	6K	10K	40			
R13-447 f/b A, N or R; f/b 1, 2, 3, 4, 5, 6 or 7; f/b -01, -05, -08 or -12												
	RM	16(4)	250	50-60	T85/55	1/1-1.2	6K	10K	56	full 3.81	7A, 7B, 7C, 7D	2009-08-10
R13-447 f/b C, I, D, H or G; f/b 1, 2, 3, 4, 5, 6 or 7; f/b -01, -05, -08 or -12												
	RM	12(4)	250	50-60	T85/55	1/1-2.2or3.2	6K	10K	56	full 3.81	7A, 7B, 7C, 8	2009-08-10
R13-448 f/b B, P, E, M or K; f/b 1, 2, 3, 4, 5, 6 or 7; f/b -01, -05, -08 or -12												
	RM	12(4)	250	50-60	T85/55	2/1-2.4or3.4	6K	10K	56	full 3.81	7A, 7B, 7C, 8	2009-08-10
R13-448 f/b F, S or Q; f/b 1, 2, 3, 4, 5, 6 or 7; f/b -01, -05, -08 or -12												
	RM	16(4)	250	50-60	T85/55	2/1-1.3	6K	10K	56	full 3.81	7A, 7B, 7C, 7D	2009-08-10
R13-452K-02												
	RM	7(7)	125	50-60	55	2/1-1.3	6K	50K	40	full 1.5	Note 4	2005-09-30
	RM	3.5 (3.5)	250	50-60	55	2/1-1.3	6K	50K	40			
88 f/b T; f/b E; f/b 1 or 2; f/b 01, 02, 03, 04, 05 or 06; f/b A, D, E, F, G, H, K or L; f/b 1, 2, 3, 4, 5 or 6												
	3	125	60	DC	-	-	-	-	--	-	Note 1	2005-09-30
	1	250	60	DC	-	-	-	-	--	-		



Marking: Company name or tradename "SCI" or trademark  ,  , catalog, model or part number, electrical ratings and the Recognized Component Mark,  on the product or on the smallest unit container in which the product is packaged.

Investigated to ANSI/UL 1054

Cat. No.	Amps	Volts	Hz	Load	Endurance	Temp C	POL/THR	Per Pole/Circuit Code	SPCOA
111TE-101A or 111TE-102A									
	1	250	60	GP	6K	55	1/1	-/-	-
55 f/b P; f/b A, D or E; f/b 1, 2, 3 or 4; f/b 01, 02, 03, 04, 05 or 06; f/b A or B; f/b 1, 2, 3, 4, 5 or 6									
	10	125	60	GP	6K	65	M/2	-/B	Note 1
	6	250	60	GP	6K				
	6	125	60	GP	6K				
	3	250	60	GP	6K				
	3	125	60	GP	6K				
	1	250	60	GP	6K				
55 f/b R; f/b A, D or E; f/b 1, 2, 3 or 4; f/b 01, 02, 03, 04, 05 or 06; f/b A, B or C; f/b 1, 2, 3, 4, 5 or 6									
	10	125	60	GP	6K	65	M/2	-/B	Note 1
	6	250	60	GP	6K				
	6	125	60	GP	6K				
	3	250	60	GP	6K				
	3	125	60	GP	6K				
	1	250	60	GP	6K				
55 f/b T; f/b A, D, E, B or C; f/b 1, 2, 3 or 4; f/b 01, 02, 03, 04, 05 or 06; f/b A, D, E, F, G, H, K or L; f/b 1, 2, 3, 4, 5 or 6									

	6	125	60	GP	6K	65	M/2	-/B	Note 1
	3	250	60	GP	6K				
	10	125	60	GP	6K				
	6	250	60	GP	6K				
	0.02	28	DC	R	6K				
	3	125	60	GP	6K				
	1	250	60	GP	6K				
MTE, f/b 1 or 2; f/b 01 or 02; f/b A, f/b 1									
	1.5	250	60	GP	6K	85	1/1,2/2	-/A or B	-
	3	125	60	GP	6K				
R13 f/b -83, -84, -92 or -101, f/b A or B									
	3	125	60	GP	6K	55	1/1	-/A	-
	1	250	60	GP	6K				
R13, f/b -5, -6 or -7, f/b A, B or C									
	10	125	60	GP	6K	55	1/1 or 1/2	-/A	-
R13-104A, R13-104B or R13-104C									
	10	125	60	GP	6K	55	2/M	PP/-	Note 6
	10	250	60	GP	6K				
R13-105A, R13-105B or R13-105C									
	10	125	60	GP	6K	55	2/M	PP/-	Note 6
	10	250	60	GP	6K				
R13-1112A, R13-1112C, R13-1112F f/b Blank, 2, 5 or 6, f/b -02									
	16	125	60	3/4hp	6K	85	1/M	-/-	-
	10	250	60	3/4hp	6K				
R13-112, BFW, B2FW, B9FL2F, L3F, BF, f/b -02-T65									
	16	125	60	GP	6K	120	1/1 or 1/2	-/A	2, Note 9
	10	250	60	GP	6K				
R13-112, f/b A, A2, A5, A6, A8, AP, B, BP, B2, BW, B2W, B9, B8W, B8, BPW, L2, L3, BFW, B2FW, B9F, L2F, L3F, BF, C, C5, C6, C8, CP, D, D5, D6, DP, E, E5, E6, F, F5, F6, G, G5, G6, H, H5, H6, HP, I, I5, I6, IP, L, LP or LF, f/b -02, -05, -09 or -12									
	16	125	60	GP	6K	85	1/2,1/1	-/A	Note 2, 9, 10
	10	250	60	GP	6K				
R13-112, f/b A, A2, A5, A6, A8, AP, B, BP, B2, BW, B2W, B9, B8W, B8, BPW, L2, L3, BFW, B2FW, B9F, L2F, L3F, BF, C, C5, C6, C8, CP, D, D5, D6, DP, E, E5, E6, F, F5, F6, G, G5, G6, H, H5, H6, HP, I, I5, I6, IP, L, LP or LF, f/b -02, -5, -09 or -12, f/b -T100									
	16	125	60	GP	6K	100	1/1 or 1/2	-/A	2, Note 9
	10	250	60	GP	6K				
R13-112, f/b A, A2, A5, A6, A8, AP, B, BP, B2, BW, B2W, B9, B8W, B8, BPW, L2, L3, BFW, B2FW, B9F, L2F, L3F, BF, C, C5, C6, C8, CP, D, D5, D6, DP, E, E5, E6, F, F5, F6, G, G5, G6, H, H5, H6, HP, I, I5, I6, IP, L, LP or LF, f/b -02-T65									
	16	125	60	GP	6K	65	1/1	-/A	Note 6
	10	250	60	GP	6K				
R13-112, f/b A, B, C or D; f/b H; f/b -02.									
	16	125	60	GP	6K	85	1/1 OR 1/2	-/A	-
	10	250	60	GP	6K				
R13-112, f/b BFW, B2FW, L2F, L3F, BF or B9F, f/b -02-T65									
	16	125	60	GP	6K	65	1/1	-/-	2
	10	250	60	GP	6K				
R13-117A, R13-117B or R13-117C									
	10	125	60	GP	6K	55	2/M	PP/-	-
	10	250	60	GP	6K				

R13-1205A01, R13-1205C01									
	16	125	60	GP	6K	85	1/1, 1/2	-/A	-
	10	250	60	GP	6K				
	-	125	60	1/3hp	6K				
	-	250	60	1/2hp	6K				
R13-1205D01, R13-1205F01									
	16	125	60	GP	6K	85	1/1, 1/2	-/A	A2
	10	250	60	GP	6K				
	-	125	60	1/3hp	6K				
	-	250	60	1/2hp	6K				
	14	125	60	GP	6K				
R13-1208A, R13-1208C, R13-1208F f/b Blank, 2, 5 or 6, f/b -02									
	16	125	60	3/4hp	6K	85	1/M	-/-	-
	10	250	60	3/4hp	6K				
R13-120A or R13-120B									
	10	125	60	GP	6K	55	1/1	-/-	Note 6
	10	250	60	GP	6K				
R13-1211A02, R13-1211C02									
	16	125	60	3/4hp	6K	85	1/M	-/-	-
	10	250	60	3/4hp	6K				
R13-121A or R13-121B									
	10	125	60	GP	6K	55	1/1	-/-	Note 6
	10	250	60	GP	6K				
R13-1238A01, R13-1238B01, R13-1238C01, R13-1238BF01									
	16	125	60	1/3hp	6K	85	1/M	-/-	Note 6
	10	250	60	1/2hp	6K				
R13-1238D01, R13-1238F01									
	12	125	60	1/3hp	6K	85	1/M	-/-	Note 6
	10	250	60	1/2hp	6K				
R13-126, f/b A or C; f/b S; f/b 02, 09, 10 or 12.									
	6	125	60	GP	6K	85	1/1 OR 1/2	-/A	-
	3	250	60	GP	6K				
R13-1278, f/b A, B, C, BF or F; f/b -02.									
	16	125	60	GP	6K	85	1/1 OR 1/2	-/A	12
	10	250	60	GP	6K				
	-	125	60	1/2hp	6K				
	-	250	60	1/2hp	6K				
R13-129, R13-65 f/b A, B, C, D, E, F, G, H, K or M, f/b 01, 05, 06 or 07									
	9	125	60	GP	6K	85	M/M	PP/-	-
	9	250	60	3/4hp	6K				
R13-129,f/b A, B, C, D, E, F, G, H, or M; f/b -01, -05, -06 or -07									
	15	125	60	GP	6K	85	M/M	-/-	-
	10	250	60	GP	6K				
R13-129,f/b J, K, or K1; f/b -01, -05, -06 or -07									
	12	125	60	GP	6K	85	M/M	-/-	-
	10	250	60	GP	6K				
R13-135, f/b A, A2, A5, A6, AP, B, BP, B2, BW, B2W, B9, BPW, L2, L3, B9F, L2F, L3F, BF, B2F, C, C5, C6, CP, D, D5, D6, DP, E, E5, E6, F, F5, F6, G, G5, G6, H, H5, H6, HP, I, I5, I6, IP, L, LP or LF, f/b -02, -05, -09, or -12									
	16	125	60	GP	6K	85	1/1 or 1/2	-/A	2, Note 9, 10

	10	250	60	GP	6K				
R13-135, f/b A, A2, A5, A6, AP, B, BP, B2, BW, B2W, B9, BPW, L2, L3, B9F, L2F, L3F, BF, B2F, C, C5, C6, CP, D, D5, D6, DP, E, E5, E6, F, F5, F6, G, G5, G6, H, H5, H6, HP, I, I5, I6, IP, L, LP or LF, f/b -02, -05, -09, or -12, f/b -T100									
	16	125	60	GP	6K	100	1/1 or 1/2	-/A	-
	10	250	60	GP	6K				
R13-166 f/b A, C, E or F, f/b Blank or P, f/b -02									
	16	125	60	3/4hp	6K	85	1/M	-/-	-
	10	250	60	3/4hp	6K				
R13-166P, f/b A, C, D, G, H, I, N, R, F, B, E, K, M, P, S or Q; f/b -02.									
	6	250	60	GP	6K	85	1/2, 2/2	PP/A, B, C	-
	12	125	60	GP	6K				
R13-203 f/b AL or CL; f/b 1, 2 or 3; f/b -01									
	16	125	60	GP	6K	65	1/1 or 1/2	-/A	Note 12
	10	250	60	GP	6K				
R13-204	13	125	60	GP	6K	55	1/2	-/-	-
	10	250	60	GP	6K				
R13-205, f/b A, A2, A3, B, B2, BF, BF2, C, C2, C3, D, D2, D3, F, F2, F3, I, I2, I3, L or LF, f/b letters, numbers or blank, f/b -01 or -05									
	20	125	60	GP	6K	85	1/1 or 1/2	-/A	Note 2
	16	250	60	GP	6K				
	-	125	60	1/3hp	6K				
	-	250	60	1/2hp	6K				
R13-208, f/b A, A2, A4, A5, AP, B, B2, BP, BW, B2W, BPW, L2 or L3, f/b DC, f/b -02									
	10	28	DC	-	6K	65	1/1	-/A	-
R13-208, f/b A, A2, A4, A5, AP, B, B2, BP, BW, B2W, BPW, L2, L3, BF, B2F, L2F, L3F, C, C4, C5, CP, D, D4, D5, E, E5, F, F4, F5, G, G4, G5, H, H4, H5, I, I4 or I5, f/b -02, -05, -09 or -12									
	16	125	60	GP	6K	85	1/1 or 1/2	-/A	-
	10	250	60	GP	6K				
R13-211A, R13-211C, R13-211D									
	10	125	60	GP	6K	115	1/M	-/-	-
	6	250	60	GP	6K				
R13-211ADC, R13-211DDC									
	10	32	DC	-	6K	65	1/M	-/-	-
R13-217A,B or R13-226A,B									
	10	125	60	GP	6K	85	1/1	-/-	Note 2
	6	250	60	GP	6K				
R13-223 f/b A, B, C, D or I f/b -01 or -05									
	16	125	60	GP	6K	85	1/1 or 1/2	-/A	Note 2
	10	250	60	GP	6K				
	-	125	60	1/3hp	6K				
	-	250	60	1/2hp	6K				
R13-226 f/b A or B, f/b blank, 2, 3, 5 or 6, f/b -01 or -05									
	10	250	60	GP	6K	85	1/1	-/A	Note 12
	16	125	60	GP	6K				
R13-226 f/b A or B, f/b blank, 2, 3, 5 or 6, f/b -01 or -05, f/b T120									
	14	125	60	GP	6K	120	1/1	-/A	Note 12
	10	250	60	GP	6K				
R13-232, f/b A, B, C, D, E, F, G, H, I,									
	18	125	60	GP	6K	85	M/M	-/-	Note 10
	10	250	60	GP	6K				

R13-234A05, R13-234C05, R13-234D05, R13-234I05,									
	6	125	60	GP	6K	65	1/M	-/-	-
	3	250	60	GP	6K				
R13-238 f/b A, B, BF, C, D, F or I f/b letters, numbers or blank, f/b -01 or -05									
	20	125	60	GP	6K	85	1/1 or 1/2	-/A	Note 2
	16	250	60	GP	6K				
	-	125	60	1/3hp	6K				
	-	250	60	1/2hp	6K				
R13-238, f/b A or D, f/b DC, f/b -01									
	10	32	DC	-	6K	65	1/M	-/-	-
R13-239 f/b A, B or BF, f/b 01, 02, 03 or 04									
	10	125	60	GP	6K	85	1/1	-/-	3, Note 8
R13-24, f/b A or B; f/b blank or L; f/b -05.									
	3	125	60	GP	6K	60	1/1	-/A	-
	1.5	250	60	GP	6K				
R13-240 f/b A, B, C, D or I f/b -01 or -05; R13-72 f/b A, B, C, D or I f/b -01 or -05									
	16	125	60	GP	6K	85	M/2	-/-	Note 2
	10	250	60	GP	6K				
	-	125	60	1/3hp	6K				
	-	250	60	1/2hp	6K				
R13-240, f/b A, B, C or D; f/b -01 or -05, f/b 20A125VAC or 16A250VAC.									
	16	250	60	GP	6K	65	2/1 OR 2/2	-/C	2(R13-240B Series only)
	20	125	60	GP	6K				
R13-241A05, R13-241C05, R13-241D05, R13-241I05,									
	6	125	60	GP	6K	65	1/M	-/-	-
	3	250	60	GP	6K				
R13-244 f/b A, B, C, D, G, H or I f/b - 02									
	16	125	60	GP	6K	85	2/M	-/-	2
	10	250	60	GP	6K				
R13-244, f/b A8, B8, C8, CB8, D8 or DB8, f/b -02									
	16	125	60	GP	6K	85	2/1 OR 2/2	-/B	12, A3
	10	250	60	GP	6K				
R13-244D DC-02									
	10	28	DC	R	6K	65	2/2	-/B	-
R13-245 , f/b A, B, C or D; f/b -02 or -05; R13-235, f/b A, B, C or D, f/b -02 or -05; R13-412, f/b A, C, D or F, f/b 1 or 2, f/b -02 or -05, f/b any letter									
	8	125	60	GP	6K	85	M/M	-/-	Note 12
	8	250	60	GP	6K				
	-	125	60	1/3hp	6K				
	-	250	60	1/2hp	6K				
R13-25, f/b A, B, C, D or E, may be f/b S, f/b 1 or 2									
	10	125	60	GP	6K	55	M/M	-/-	-
	6	250	60	GP	6K				
R13-257 f/b A or B, f/b blank, 2 or 5, f/b -01									
	16	125	60	GP	6K	85	1/1	-/A	12
	10	250	60	GP	6K				
R13-258A01, R13-258B01, R13-258C01, R13-258D01									
	10	250	60	3/4hp	6K	85	1/M	-/-	Note 6
	10	24	60	GP	6K				

	20	125	60	1/3hp	6K				
	20	14	60	GP	6K				
R13-258E01, R13-258F01, R13-258G01, R13-258H01, R13-258I01									
	10	250	60	3/4hp	6K	85	1/M	-/-	Note 6
	10	24	60	GP	6K				
	20	125	60	3/4hp	6K				
	20	14	60	GP	6K				
R13-260 f/b A, C, D, G, H, I, N, R, F, B, E, K, M, P, S or Q; f/b A; f/b 1, 2, 3, 4, 5, 6 or 7; f/b -01, -04, -05 or -08; f/b C, D, E, F, G, H, J, K, L, M, N, O, P or blank; f/b - letters; f/b -N, -1 or -2									
	16	125	60	GP	6K	85	M/M	-/-	Notes 11, 12, A5
	10	277	60	GP	6K				
	-	125	60	3/4hp	6K				
	-	277	60	3/4hp	6K				
R13-260 f/b A, C, D, G, H, I, N, R, F, B, E, K, M, P, S or Q; f/b Blank; f/b 1, 2, 3, 4, 5, 6 or 7; f/b -01, -04, -05 or -08; f/b C, D, E, F, G, H, J, K, L, M, N, O, P or blank; f/b - letters; f/b -N, -1 or -2									
	20	125	60	GP	6K	85	M/M	-/-	Notes 11, 12, A5
	10	250	60	GP	6K				
R13-261A-02	16	125	60	1/2hp	6K	85	2/1	-/-	-
	10	277	60	1/2hp	6K				
R13-263 f/b D, G, H, I, N or R; f/b 1 or 2; f/b -01, -04, -05 or -08; f/b C, D, E, F, G, H, J, K, M, L or blank; f/b -letters; f/b -1 or -2; f/b D or I.									
	18	125	60	GP	6K	85	1/1 or 1/2	-/A	Note 12, Note A4, Note A5
	10	277	60	GP	6K				
	-	277	60	3/4hp	6K				
R13-263 f/b A or C; f/b 1 or 2; f/b -01, -04, -05 or -08; f/b C, D, E, F, G, H, J, K, M, L or blank; f/b -letters; f/b -1 or -2; f/b D or I.									
	16	125	60	GP	6K	85	1/1 or 1/2	-/A	Note 12, Note A4, Note A5
	-	125	60	3/4hp	6K				
	-	277	60	3/4hp	6K				
	10	277	60	GP	6K				
R13-263 f/b A, B, C, or F; f/b 0; f/b -01, -04, -05 or -08; f/b C, D, E, F, G, H, J, K, M, L or blank; f/b -letters; f/b -N; f/b N.									
	16	125	60	GP	6K	85	M/M	-/A or B	Note A5
	10	277	60	GP	6K				
	-	125	60	3/4hp	6K				
	-	277	60	3/4hp	6K				
R13-263 f/b D, E, G, H, I, K, M, N, P, Q, R or S; f/b 0; f/b -01, -04, -05 or -08; f/b C, D, E, F, G, H, J, K, M, L or blank; f/b -letters; f/b -N; f/b N.									
	18	125	60	GP	6K	85	M/M	-/A or B	Note A5
	10	277	60	GP	6K				
	-	277	60	3/4hp	6K				
R13-268, f/b A, B, C, D, G, H or I, f/b -02									
	10	250	60	GP	6K	85	2/2, 2/1	-/B	-
	16	125	60	GP	6K				
R13-270A02, R13-270C02									
	12	125	60	1/3hp	6K	85	1/M	-/-	-
	6	250	60	1/2hp	6K				
R13-278, f/b A, B, BF, C, D, E, F, G, H or I; f/b letters or blank, f/b -02, -09, -10 or -12.									
	16	125	60	GP	6K	85	1/1 OR 1/2	-/A	12
	10	250	60	GP	6K				

	-	125	60	1/2hp	6K				
	-	250	60	1/2hp	6K				
	10	28	DC	-	6K				
R13-28, f/b A, B, C, D, E, F, G, H or I, f/b -01,-05,-06 or -07									
	15	125	60	GP	6K	55	M/M	PP/-	6 (14 AWG)
	10	250	60	GP	6K				
R13-284, f/b A, C or D; f/b -02									
	12	125	60	GP	6K	85	1/2, 1/1	-/A	-
	6	250	60	GP	6K				
	-	125	60	1/3hp	6K				
	-	250	60	1/2hp	6K				
R13-30A, R13-30B, R13-30C or R13-30D, f/b 1 or 2									
	10	125-250	60	GP	6K	65	2/M	PP/-	2
R13-31A, R13-31C or R13-31D									
	10	125-250	60	GP	6K	65	2/M	PP/-	2
R13-32, f/b A, B or C; R13-32P, f/b A, B or C, f/b A, B C or L									
	10	125	60	GP	6K	65	1/M	-/-	-
	6	250	60	GP	6K				
R13-33A, R13-33E, R13-33F									
	10	125	60	GP	6K	85	2/1	-/-	Note 4
	6	250	60	GP	6K				
R13-33B, R13--33C									
	10	125	60	GP	6K	85	2/1	-/-	2, Note 4
	6	250	60	GP	6K				
R13-33D, R13-33G, R13-33H, R13-33I									
	10	125	60	GP	6K	85	2/2	-/-	Note 4
	6	250	60	GP	6K				
R13-33P	6	250	60	GP	6K	125	1/1	PP/-	-
R13-36L, R13-36M or R13-36S									
	6	125	60	GP	6K	130	1/1	PP/-	-
	3	250	60	GP	6K				
R13-402, f/b A, C or D									
	6	125	60	GP	6K	55	1/M	-/-	-
	3	250	60	GP	6K				
R13-411, R13-439, R13-515, R13-547									
	10	125	60	GP	6K	55	1/1	-/A	-
	8	125	DC	R	6K				
	4	250	DC	R	6K				
	-	125	60	1/3hp	6K				
R13-41A, R13-41C									
	10	125	60	GP	6K	55	1/M	-/-	-
	6	250	60	GP	6K				
R13-427, f/b N, R, C, I, D, H and G, f/b 1, 2, 3, 4 or 5, f/b -01, -05, -08 or -12, f/b letter, number or blank									
	16	277	60	GP	6K	65	1/M	-/-	-
	-	277	60	1hp	6K				
	-	125	60	1/2hp	6K				
R13-427A, f/b 1, 2, 3, 4 or 5, f/b -01, -05, -08 or -12, f/b letter, number or blank									
	20	277	60	GP	6K	65	1/1	-/-	-
	-	277	60	1hp	6K				

	-	125	60	1/2hp	6K				
R13-428 f/b F, f/b 1, 2, 3, 4 or 5, f/b -01, -05, -08 or -12, f/b A or B, f/b letter, number or blank.									
	20	277	60	GP	6K	65	2/1	-/-	-
	-	125	60	1/2hp	6K				
	-	277	60	1hp	6K				
R13-428 f/b S, Q, B, P, E, M or K, f/b 1, 2, 3, 4 or 5, f/b -01, -05, -08 or -12, f/b A or B, f/b letter, number or blank.									
	16	277	60	GP	6K	65	2/M	-/-	-
	-	125	60	1/2hp	6K				
	-	277	60	1hp	6K				
R13-432 f/b A, C, D, N or R, f/b -01, -04, -05, -06, -07 or -08									
	18	125	60	3/4hp	6K	150	M/M	-/-	A1
	10	250	60	3/4hp	6K				
R13-432 f/b G, H or I, f/b -01, -04, -05, -06, -07 or -08									
	16	125	60	3/4hp	6K	150	M/M	-/-	A1
	10	250	60	3/4hp	6K				
R13-437, f/b A, C, D, G, H, I, N or R;f/b letter, number or blank,f/b 1, 2, 3, 4 or 5;f/b -01, -05, -06,-07, -08;f/b B or C .									
	10	277	60	GP	6K	65	1/1 OR 1/2	-/A	-
	20	125	60	GP	6K				
	-	125	60	3/4hp	6K				
	-	250	60	3/4hp	6K				
R13-438, f/b A, B, C, D, E, F, G, H, I, K, M, N, P, Q, R and S;f/b letter, number or blank,f/b 1, 2, 3, 4, 5, 6, 7 or 8;f/b -01, -05, -06,-07, -08;f/b B .									
	10	277	60	GP	6K	65	1/2 OR 2/2	-/A or B	-
	20	125	60	GP	6K				
	-	125	60	1-1/2hp	6K				
	-	250	60	1-1/2hp	6K				
R13-44 f/b A, B, E, F, M, P, S or Q; f/b 01, 04, 05, 06, 07 or 08									
	16	125	60	GP	6K	150	M/M	-/-	Note 11
	10	250	60	GP	6K				
R13-447 f/b A or C; f/b 1, 2, 3, 4 or 5; f/b -01, -05, -08 or -12; f/b Numbers or Letters									
	20	277	60	GP	6K	85	1/1 or 1/2	-/A	-
	-	125	60	1/2hp	6K				
	-	277	60	1hp	6K				
R13-447 f/b D, G, H, I, N or R; f/b 1, 2, 3, 4 or 5; f/b -01, -05, -08 or -12; f/b Numbers or Letters									
	16	277	60	GP	6K	85	1/1 or 1/2	-/A	-
	-	125	60	1/2hp	6K				
	-	277	60	1hp	6K				
R13-448 f/b B, E, K, M, P, Q or S; f/b 1, 2, 3, 4, or 5; f/b 01, 05, 08 or 12; f/b Numbers or Letters									
	16	277	60	GP	6K	85	2/1 or 2/2	-/A or B	-
	-	277	60	1hp	6K				
	-	125	60	1/2hp	6K				
R13-448F f/b 1, 2, 3, 4, or 5; f/b 01, 05, 08 or 12; f/b Numbers or Letters									
	20	277	60	GP	6K	85	2/1 or 2/2	-/A or B	-
	-	277	60	1hp	6K				
	-	125	60	1/2hp	6K				
R13-449 f/b A or C, f/b 02									
	15	125	60	GP	6K	85	1/1 or 1/2	-/A	-
	10	250	60	GP	6K				
R13-49, -130, -136 f/b A, B or C									

	10	125	60	GP	6K	55	M/M	-/-	-
	6	250	60	GP	6K				
R13-502, f/b M or Blank; f/b A, B or C; f/b -05.									
	3	125	60	GP	6K	85	1/1	-/A	-
	1.5	250	60	GP	6K				
R13-502A, R13-502MA									
	3	125	60	GP	6K	65	1/1	-/-	-
	1.5	250	60	GP	6K				
R13-507A	6	125	60	GP	6K	55	1/1	-/-	-
	3	250	60	GP	6K				
R13-508, f/b A, B, AL or BL									
	3	125	60	GP	6K	85	1/1	-/A	Note 6
	1.5	250	60	GP	6K				
R13-509, f/b A or B; f/b -05.									
	3	125	60	GP	6K	85	1/1	-/A	-
	1.5	250	60	GP	6K				
R13-510, f/b A or B; f/b -05.									
	3	125	60	GP	6K	85	1/1	-/A	-
	1.5	250	60	GP	6K				
R13-510A-03	3	125	-	GP	6K	85	1/1	-/A	-
	1.5	250	-	GP	6K				
R13-510A-05	3	125	60	GP	6K	65	1/1	-/-	-
	1.5	250	60	GP	6K				
R13-513 f/b A, B or D; f/b 1, 2, 3 or 4									
	3	250	60	GP	6K	55	1/1	-/A	-
	6	125	60	GP	6K				
R13-516A	6	250	60	GP	6K	85	1/1	-/-	-
	-	125	60	1/8hp	6K				
	-	250	60	1/3hp	6K				
	10	125	60	GP	6K				
R13-51A	1	125	60	GP	6K	55	1/1	-/-	Note 3
	0.5	250	60	GP	6K				
R13-52	0.75	125	60	GP	6K	55	1/1	-/-	-
	0.25	250	60	GP	6K				
R13-521, f/b B; f/b 09.									
	1	125	-	GP	6K	65	1/1	-/A	-
	1	250	60	GP	6K				
R13-523A, R13-523B, R13-523AL or R13-523BL, Followed by -05									
	3	125	60	GP	6K	85	1/1	-/-	Note 6
	1.5	250	60	GP	6K				
R13-526 f/b A, B or C f/b 01									
	16	125	60	GP	6K	85	1/M	-/A	-
	10	250	60	GP	6K				
	-	125	60	1/3hp	6K				
	-	250	60	1/2hp	6K				
R13-527	10	125	60	1/2hp	6K	85	2/1	PP/-	2
	6	250	60	1/2hp	6K				

R13-527, f/b A2, A3, A2L, A3L, B2, B3, B2L, B3L, C2, C3, C2B, C3B, D2, D3, D2B, D3B, C2L, C3L, D2L or D3L; f/b -02; f/b any letters, numbers or blank.									
	10	125	60	GP	6K	85	2/1 OR 1/1	-/A or B	2
	6	250	60	GP	6K				
	-	125	60	1/2hp	6K				
	-	250	60	1/2hp	6K				
R13-535A, R-13-535C									
	2.2	14.5	DC	-	6K	65	1/M	-/-	-
R13-536A05, R13-536B05									
	3	125	60	GP	6K	65	1/1	-/-	-
	1.5	250	60	GP	6K				
R13-537, f/b A, B or C, f/b O, f/b -B, -R, -G or -W, f/b B, R, G or W, f/b B, R, G or W, f/b -01 or -05									
	16	125	60	GP	6K	85	2/M	PP/-	2
	10	250	60	GP	6K				
	-	125	60	1/3hp	6K				
	-	250	60	1/2hp	6K				
R13-538B	16	125	60	GP	6K	65	1/1	-/A	-
	10	277	60	GP	6K				
	-	125	60	1/2hp	6K				
	-	277	60	1/2hp	6K				
R13-541 f/b A, AL, B, BL, C, CL, D or DL; f/b -01; f/b - Numbers or Letters.									
	16	125	60	GP	6K	120	1/1 OR 2/1	-/B	12
	16	250	60	GP	6K				
	-	125	60	1/2hp	6K				
	-	250	60	1hp	6K				
R13-548, f/b A or B; f/b -05, f/b any numbers, letters or blank									
	3	125	60	GP	6K	65	1/1	-/A	-
	1.5	250	60	GP	6K				
R13-548, f/b AL or BL; f/b -05, f/b any numbers, letters or blank									
	3	125	60	GP	6K	65	1/1	-/A	Note 12
	1.5	250	60	GP	6K				
R13-602A or R13-602B									
	6	125	60	GP	6K	55	M/M	PP/-	-
	3	250	60	GP	6K				
R13-603	3	125	60	GP	6K	55	1/2	-/-	-
	1.5	250	60	GP	6K				
R13-608 f/b A1, C1 or D1, f/b 02 or 05									
	16	125	60	GP	6K	85	1/M	-/A	-
	10	250	60	GP	6K				
	-	125	60	1/3hp	6K				
	-	250	60	1/2hp	6K				
R13-66 f/b A8, B8W, B8F, C8 or F8; f/b -02									
	16	125	60	GP	6K	85	1/1 OR 1/2	-/A	Note 12
	10	250	60	GP	6K				
	-	125	60	1/3hp	6K				
	-	250	60	1/2hp	6K				
	16	12	DC	R	6K				
	6	28	DC	R	6K				
R13-66, f/b A, A5, AP, B, B2, B4, B6, BW, B2W, B4W, B6W or L; f/b -02									

	16	12	DC	-	6K	85	1/1	-/A	-
	6	28	DC	-	6K				
R13-66, f/b A, A5, AP, B, B2, B4, B6, BW, B2W, B4W, B6W, BF, B2F, B4F, B6F, C, CP, D, DP, E, EP, F, FP, G, GP, H, HP, I, IP, L or LF; f/b -02, -05, -09, -10 or -12									
	16	125	60	GP	6K	85	1/1 or 1/2	-/A	-
	10	250	60	GP	6K				
	-	125	60	1/3hp	6K				
	-	250	60	1/2hp	6K				
R13-66, f/b A, A5, AP, B, B2, B4, B6, BW, B2W, B4W, B6W, BF, B2F, B4F, B6F, C, CP, D, DP, E, EP, F, FP, G, GP, H, HP, I, IP, L or LF; f/b -S; f/b -02, -05, -09, -10 or -12									
	10	125	60	GP	6K	85	1/1 or 1/2	-/A	-
	6	250	60	GP	6K				
	-	-	-	GP	-				
	-	-	-	GP	-				
R13-66, f/b A, f/b -05, -09, -10 or -12									
	16	125	60	GP	6K	120	1/1 or 1/2	-/A	-
	10	250	60	GP	6K				
	-	125	60	1/3hp	6K				
	-	250	60	1/2hp	6K				
R13-66P, f/b A, C, D, G, H or I f/b None or S									
	6	125	60	GP	6K	85	2/M	PP/-	-
	3	250	60	GP	6K				
	7	125	60	GP	6K				
	6	250	60	GP	6K				
R13-69, f/b A-C, AC or BC, f/b 01 or 05; R13-70, f/b A, B, BF, C, D, F, H or I, f/b 01 or 05; R13-91, f/b A, B, BF, C, D, F, H or I, f/b 01 or 05; R13-69P or R13-90P, f/b A-C, f/b A-C or L, f/b 01 or 05; R13-221, f/b A, B, BF, C, D, F, H or I, may be f/b 1, 2 or 3, f/b 01 or 05									
	16	125	60	1/8hp	6K	85	M/M	PP/-	2, Note 2
	10	250	60	1/3hp	6K				
R13-72, f/b A, B, C, D or I, f/b -01 or -05									
	16	125	60	GP	6K	85	1/1 or 1/2	-/A	Note 12
	10	250	60	GP	6K				
	-	125	60	1/3hp	6K				
	-	250	60	1/2hp	6K				
R13-73 f/b A, A1, B or C; f/b A-02; f/b -T85.									
	16	125	60	1/2hp	6K	85	1/M	-/-	Note 6
	10	250	60	1/2hp	6K				
R13-73 f/b A, B or C, f/b 1-4; R13-243 f/b A or F									
	8	125	60	GP	6K	65	2/1	PP/-	2, Note 3
	4	250	60	GP	6K				
R13-73AA-02-T120									
	8	120	60	TV	25K	120	2/1	PP/-	-
R13-75A or R13-75C									
	10	125	60	GP	6K	65	2/M	PP/-	Note 2, 3
	5	250	60	GP	6K				
	-	250	60	3/4hp	6K				
R13-80A3, R13-80G3									
	15	125	60	GP	6K	65	2/2	-/-	Note 2, 3
	10	250	60	GP	6K				
	-	125	60	3/4hp	6K				
	-	250	60	3/4hp	6K				

R13-87A-I, R13-87B, R13-87C, R13-87D f/b 02									
	16	125	60	1/3hp	6K	65	2/M	PP/-	2, Note 5
	10	250	60	1/2hp	6K				
R13-87H, R13-87I									
	16	125	60	1/3hp	6K	85	2/M	-/-	2, Note 5
	10	250	60	1/2hp	6K				
R13-901	6	125	60	GP	6K	55	1/1	-/-	-
	3	250	60	GP	6K				
R13-915	5	125	60	GP	6K	65	1/1	-/-	-
	-	250	60	1/4hp	6K				
R13-918B-02	16	125	60	GP	6K	105	1/1	-/A	-
	10	250	60	GP	6K				
	-	125	60	1/3hp	6K				
	-	250	60	1/2hp	6K				
R14-6S, R14-6Q w/ wo 1 or 2									
	5	125	60	GP	6K	65	1/1	-/-	Note 1, 2, 3
	3	250	60	GP	6K				

16A - IP65 and IP40 - for accessible parts and enclosure of the end product enclosure when mounted or installed according to the manufacturers directions. Internal parts were not evaluated for IP ratings and must be considered in the end product.

16B - The Switch body is installed inside of end product; only consider the Actuator as accessible parts.

16C - Heating test was conducted at ambient temperature of 85 deg C with measured maximum temperature of 119.7 deg C on terminals, the suitability of wire conductors using on the switches terminals shall be determined in end-product applications.

20A - IP 4X testing was completed on the complete switch without an end product enclosure. The switch gasket (seal) to the end product enclosure is evaluated in the end product testing.

22A - IP 40 testing was completed on the complete switch without an end product enclosure. The Inner Boot must be provided to maintain the IP40 function. The switch gasket (seal) to the end product enclosure is evaluated in the end product testing.

22B - During the wiring installation for M4 Screw, the switch terminals need to fix by jig or tool before screw tightly.

9A - The lighted switches rated DC rating only employing DC lamps; the lighted switches rated AC rating only employing AC lamps.

9B - The Switch body is installed inside of end product; only consider the Actuator as accessible parts.

9C - Heating test was conducted at ambient temperature of 85 deg C with measured maximum temperature of 108.8 deg C on terminals, the suitability of wire conductors using on the switches terminals shall be determined in end-product applications.

9D - After 6K Endurance cycles, the switches rated 20RA, 125 V ac were evaluated for temperature test at 18 A only.

9E - The switches get a protection degree of IP 66 in accordance with the manufacturer's mounting means only. For IP 6X dust test, talcum powder did enter the mounting enclosure and deposited on terminals of the switch but the talcum powder did not enter the switch housing. The suitability of mounting means for the switches shall be determined in end-product applications.

A2 - The construction applied for the rating 16 A and 14 A is different. The spring with 12.5 mm long is used for 14/10 A, 125/250 V ac; 1/3 hp, 125 V ac; 1/2 hp, 250 V ac. The spring with 13.3 mm long is used for 16/10 A, 125/250 V ac; 1/3 hp, 125 V ac; 1/2 hp, 250 V ac.

A3 - Waterproof should be evaluated for compliance with the end-use product Standard.

Note 1 - The switch terminals have not been investigated for printed circuit board connections. The suitability of these terminals should be evaluated for compliance with end-use product standard.

Note 10 - The Models R13-112B8W, R13-112C8 and R13-112A8 had a water proof cover part, but were not tested as part of this investigation. The suitability of the water proof cover must be determined in accordance with the end product Standard.

Note 10A - When mounted in accordance with the manufactures instruction, this switch gets a protection degree of IP 40.

Note 10B - The Switch body is installed inside of end product; only consider the Actuator as accessible parts.

Note 10C - Heating test was conducted at ambient temperature of 85 deg C with measured maximum temperature of 101.8 deg C on terminals, the suitability of wire conductors using on the switches terminals shall be determined in end-product applications.

Note 11 - The screw terminals are not intended to be used for wire binding. They are intended to be used with crimp-on type connectors only.

Note 11A - When mounted in accordance with the manufactures instruction, this switch gets a protection degree of IP 65 for Proof Bushing Construction with mounting enclosure opening 19.2 mm by 13 mm as mounting means, others gets IP40.

Note 11B - The Switch body is installed inside of end product; only consider the Actuator as accessible parts.

Note 11C - Heating test was conducted at ambient temperature of 85 deg C with measured maximum temperature of 111.1 deg C on terminals, the suitability of wire conductors using on the switches terminals shall be determined in end-product applications.

Note 12 - These are lighted switches employing a lamp. The usable lamp life has not been evaluated.

Note 14B - Heating test was conducted at ambient temperature of 85 degC with measured maximum temperature of 127.4 degC on terminals, the suitability of wire conductors using on the switches terminals shall be determined in end-product applications.

Note 16A - IP65 and IP40 - for accessible parts and enclosure of the end product enclosure when mounted or installed according to the manufacturer's directions. Internal parts were not evaluated for IP ratings and must be considered in the end product.

Note 16B - The Switch body is installed inside of end product; only consider the Actuator as accessible parts.

Note 16D - Heating test was conducted at ambient temperature of 85 deg C with measured maximum temperature of 100.5 deg C on terminals, the suitability of wire conductors using on the switches terminals shall be determined in end-product applications.

Note 17A - The Switch body is installed inside of end product; only consider the Rocker as accessible parts.

Note 17B - Heating test was conducted at ambient temperature of 85 degC with measured maximum temperature of 121.2 degC on terminals, the suitability of wire conductors using on the switches terminals shall be determined in end-product applications.

Note 17C - The Printed Wiring Board assembly has not been evaluated, the acceptability for use with end-product and spacings shall be determined in the end-product application.

Note 17D - IP 52 testing was completed on the exposed switch parts and gasket to the end product enclosure. The mounting method was a rectangular opening 36.2 by 21.0 mm with material 3.1 mm thick. Internal parts were not evaluated for IP ratings and shall be considered in the end product.

Note 19A - IP40 - for accessible parts and enclosure of the end product enclosure when mounted or installed according to the manufacturer's directions. Internal parts were not evaluated for IP ratings and must be considered in the end product.

Note 19B - The Switch body is installed inside of end product; only consider the Rocker/Lens as accessible part for T85/55.

Note 19C - Heating test was conducted at ambient temperature of 85 deg C with measured maximum temperature of 100.5 deg C on terminals, the suitability of wire conductors using on the switches terminals shall be determined in end-product applications.

Note 2 - The suitability of the actuator button material as an enclosure has not been investigated.

Note 2A - UL61058-1 - These switches employ Quick Connected or Soldered terminals, the terminals have been investigated for use with stranded conductors of specified sizes 2.5 mm² only for all cat. nos.

Note 2B - UL61058-1 - These switches employ Quick Connected or Soldered terminals, the terminals have been investigated for use with Rigid conductors of specified sizes 4.0 mm² only for all cat. nos.

Note 2C - UL61058-1 - These are lighted switches employing a lamp. The usable lamp life has not been evaluated.

Note 2D - UL61058-1 - Heating test was conducted at ambient temperature of 85 deg C, the suitability of wire conductors using on the switches terminals shall be determined in end-product applications.

Note 3 - Terminations other than solder connections should be evaluated for compliance with the end-use product standard.

Note 4 - The load is to be connected across the switch terminals in such a manner that each of the poles will break the same circuit, see Appendix FS, circuit B.

Note 4A - UL61058-1 - When mounted in accordance with the manufactures instruction, this switch gets a protection degree of IP40, also if Dust cover removed, IP40 still available.

Note 4B - UL61058-1 - The switch is to be employed in an end use product providing an enclosure or insulating barrier that provides Reinforced or Double Insulation over the front and rear switch enclosure Surfaces.

Note 4C - UL61058-1 - These are lighted switches employing a lamp across disconnection terminal "b".

Note 4D - UL61058-1 - Heating test was conducted at ambient temperature of 85 degC with measured maximum temperature of 92.6 degC on terminals, the suitability of wire conductors using on the switches terminals shall be determined in end-product applications.

Note 5 - These switches have a contact gap exceeding 3mm.

Note 5A - UL61058-1 - The Switch body is installed inside of end product; only consider the Rocker as accessible parts.

Note 6 - These switches may be provided with a light. Lamp life has not been evaluated.

Note 6A - UL61058-1 - The terminals have been evaluated for use with 2.5 mm² flexible stranded and 4.0 mm² rigid conductors.

Note 6B - UL61058-1 - The Switch body is installed inside of end product; only consider the Rocker as accessible parts.

Note 6C - UL61058-1 - Heating test was conducted at ambient temperature of 85 degC with measured maximum temperature of 104.6 degC on terminals, the suitability of wire conductors using on the switches terminals shall be determined in end-product applications.

Note 7A - UL61058-1 - The terminals have been evaluated for use with 1.5 mm² flexible stranded and 2.5 mm² rigid conductors.

Note 7B - UL61058-1 - The Switch body is installed inside of end product; only consider the Toggle as accessible parts.

Note 7C - UL61058-1 - Heating test was conducted at ambient temperature of 85 deg C with measured maximum temperature of 100.4 deg C on terminals, the suitability of wire conductors using on the switches terminals shall be determined in end-product applications.

Note 7D - These switches, Models R13-447 and R13-448 Series, were investigated for the IP56 rating when mounted in a representative end-product enclosure as defined by the manufacturer. The suitability of the protection from solid objects or water for parts enclosed in the end product shall be considered in the end-use investigation.

Note 8 - These switches shall be mounted on or supported by a plastic material enclosure suitable for direct support of live parts.

Note 8A - UL61058-1 - The Switch body is installed inside of end product; only consider the Rocker as accessible parts.

Note 8B - UL61058-1 - Heating test was conducted at ambient temperature of 85 degC with measured maximum temperature of 125.4 degC on terminals, the suitability of wire conductors using on the switches terminals shall be determined in end-product applications.

Note 8C - UL61058-1 - IP 40 for accessible parts and enclosure of the end product enclosure when mounted or installed according to the manufacturers directions. Internal parts were not evaluated for IP ratings and must be considered in the end product.

Note 9 - These switches employ a lamp that is powered by a separate DC source. Lamp DC source should be evaluated for compliance with the end-use standard.

Note A1 - The switch having three poles connected Test Circuit B and Test Circuit A was subjected to the subject evaluation.

Note A4 - The Printed Wiring Board assembly has not been evaluated, the acceptability for use with end-product and spacings shall be determined in the end-product application.

Note A5 - The Linking Sheet has not been evaluated, the acceptability for use with end-product and spacings shall be determined in the end-product application.

Notes 12A - When mounted in accordance with the manufactures instruction, this switch gets a protection degree of IP 40.

Notes 12B - The Switch body is installed inside of end product; only consider the Actuator as accessible parts.

Notes 12C - Heating test was conducted at ambient temperature of 85 deg C with measured maximum temperature of 87.8 deg C on terminals, the suitability of wire conductors using on the switches terminals shall be determined in end-product applications.

Notes 13A - When mounted in accordance with the manufactures instruction, this switch gets a protection degree of IP 40.

Notes 13B - The Switch body is installed inside of end product; only consider the Actuator as accessible parts.

Notes 13C - Heating test was conducted at ambient temperature of 85 deg C with measured maximum temperature of 100.8 deg C on terminals, the suitability of wire conductors using on the switches terminals shall be determined in end-product applications.

^Note 1 - UL61058-1 - These are lighted switches employing a lamp. The usable lamp life has not been evaluated.

^Note 2 - UL61058-1 - The device is factory wiring with terminals that do not allow the wire to be removed once inserted.

^Note 3 - UL61058-1 - Only the Button is considered as accessible parts to users. For rest parts of the switches that shall be enclosed with a suitable enclosure, and the acceptability shall be determined in end-product applications.

^Note 4 - UL61058-1 - The solder type terminal has evaluated the solderability of 260 degree of C.

Marking: Company name or tradename "SCI" or trademark  ,  ,  , catalog, model or part number, electrical ratings and the Recognized Component Mark,  on the product or on the smallest unit container in which the product is packaged.

Last Updated on 2014-01-13

[Questions?](#)

[Print this page](#)

[Terms of Use](#)

[Page Top](#)

© 2014 UL LLC

When the UL Leaf Mark is on the product, or when the word "Environment" is included in the UL Mark, please search the [UL Environment database](#) for additional information regarding this product's certification.

The appearance of a company's name or product in this database does not in itself assure that products so identified have been manufactured under UL's Follow-Up Service. Only those products bearing the UL Mark should be considered to be Certified and covered under UL's Follow-Up Service. Always look for the Mark on the product.

UL permits the reproduction of the material contained in the Online Certification Directory subject to the following conditions: 1. The Guide Information, Assemblies, Constructions, Designs, Systems, and/or Certifications (files) must be presented in their entirety and in a non-misleading manner, without any manipulation of the data (or drawings). 2. The statement "Reprinted from the Online Certifications Directory with permission from UL" must appear adjacent to the extracted material. In addition, the reprinted material must include a copyright notice in the following format: "© 2014 UL LLC".