

1700 & 1750 Toggle Switches 16A 250Vac Single and Double Pole



- ▶ Nylon toggle switches
- ▶ Ratings up to 20A, 250V ac
- ▶ Single and double pole
- ▶ Wide choice of terminals
- ▶ Choice of circuit options including 3 position
- ▶ Flat & round actuator options



16(4)A 250Vac T85

UL 20A 250Vac Non Ind (Single pole)
 UL 16A 250Vac Non Ind (Double pole)
 UL CSA (2 pos types) 250Vac 1hp, 125Vac 1/2hp
 UL CSA (3 pos types) 250Vac 1/2hp, 125Vac 1/4hp
 CSA 16A 250Vac Non Ind
 UL 85°C, file E45221, CSA file LR10990
 UL and CSA N/A on momentary types

In house test

Inrush 36A to EN61058-1 & 20A 28Vdc

RoHS

RoHS compliant

Selective "A, B, C" and "OFF, A, A+B" circuits at 5 amp also available.
 3mm contact gap except where marked μ .
 Technical data on pages 4 & 5.

C 1750 H O - - -

TERMINAL FUNCTION ACTUATOR BODY OPTIONS

TERMINAL	FUNCTION	ACTUATOR
C 6.3 x 0.8	Single pole 1700 ON - OFF	Double pole 1750 ON - OFF
H 4.8 x 0.8	1710 μ ON - ON	1760 μ ON - ON
K 2.8 x 0.8	1720 μ ON - OFF - ON	1770 μ ON - OFF - ON
T Solder	1721 μ ON - OFF - ON (momentary 1 side)	R 13.8
X PCB 0.8 Sq	1722 μ ON - OFF - ON (momentary 2 sides)	

The switch is on between centre terminals (2 & 5) and the terminals over which the lever is positioned.

toggle switches



C1700RO ---



C1700HO ---



C1760RO ---



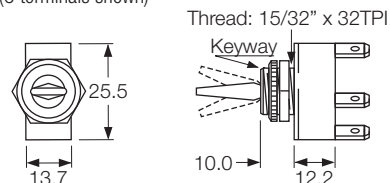
C1750HO ---

BODY	OPTIONS
<p>0 Single pole</p> <p>Thread: 15/32" x 32TPI Keyway 10.0 → 12.2</p>	<p>Neck Seal M539 Material - Nitrile (H & R Actuators) Actuator visible</p> <p>Cover M1080 Material - EPDM (R Actuator only)</p> <p>Cover M331 Material - PVC (R Actuator only)</p> <p>Covers have internal nylon nuts</p>
<p>0 Double pole</p> <p>Thread: 15/32" x 32TPI Keyway 10.0 → 19.2</p> <p>Panel hole (all types) Panel thickness (Max) Both nuts - 3.5mm Less backnut - 6.5mm</p>	<p>Fixing nuts (Standard is M506 & T92)</p> <p>T5 Hex brass M506 Hex nylon</p> <p>T92 Knurled brass - slotted</p> <p>M279 Knurled nylon</p>

DIMENSIONS (mm)

Single Pole

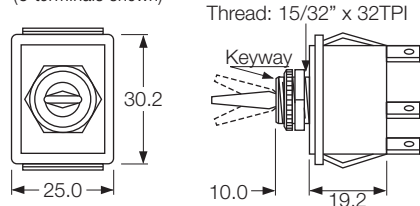
(C terminals shown)



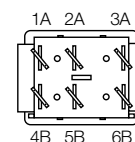
Optional
P232 plate
SP or DP

Double Pole

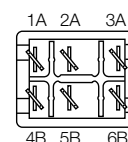
(C terminals shown)



Without barrier



With barrier



Optional terminal barrier M441.