

1700 & 1750 Toggle Switches 16A 250Vac Single and Double Pole



- ▶ Nylon toggle switches
- ▶ Ratings up to 20A, 250V ac
- ▶ Single and double pole
- ▶ Wide choice of terminals
- ▶ Choice of circuit options including 3 position
- ▶ Flat & round actuator options



16(4)A 250Vac T85

UL 20A 250Vac Non Ind (Single pole)
 UL 16A 250Vac Non Ind (Double pole)
 UL CSA (2 pos types) 250Vac 1hp, 125Vac 1/2hp
 UL CSA (3 pos types) 250Vac 1/2hp, 125Vac 1/4hp
 CSA 16A 250Vac Non Ind
 UL 85°C, file E45221, CSA file LR10990
 UL and CSA N/A on momentary types

In house test

Inrush 36A to EN61058-1 & 20A 28Vdc

RoHS

RoHS compliant

Selective "A, B, C" and "OFF, A, A+B" circuits at 5 amp also available.
 3mm contact gap except where marked μ .
 Technical data on pages 4 & 5.

C 1750 H O - - -

TERMINAL FUNCTION ACTUATOR BODY OPTIONS

| TERMINAL | FUNCTION | ACTUATOR |
|----------------------------|--|---|
| C 6.3 x 0.8 | Single pole 1700 ON - OFF | Double pole 1750 ON - OFF |
| H 4.8 x 0.8 | 1710 μ ON - ON | 1760 μ ON - ON |
| K 2.8 x 0.8 | 1720 μ ON - OFF - ON | 1770 μ ON - OFF - ON |
| T Solder | 1721 μ ON - OFF - ON (momentary 1 side) | R 13.8 The switch is on between centre terminals (2 & 5) and the terminals over which the lever is positioned. |
| X PCB 0.8 Sq | 1722 μ ON - OFF - ON (momentary 2 sides) | |



C1700RO ---



C1700HO ---



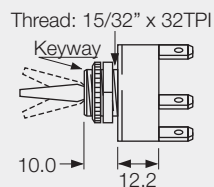
C1760RO ---



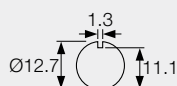
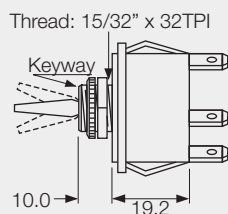
C1750HO ---

| BODY | OPTIONS |
|------|---------|
|------|---------|

0
Single pole



0
Double pole



Panel hole (all types)
Panel thickness (Max)
Both nuts - 3.5mm
Less backnut - 6.5mm

OPTIONS

Neck Seal M539

Material - Nitrile
(H & R Actuators)
Actuator visible



Cover M1080

Material - EPDM
(R Actuator only)



Cover M331

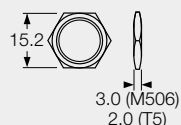
Material - PVC
(R Actuator only)



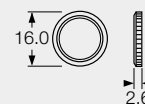
Covers have internal nylon nuts

Fixing nuts (Standard is M506 & T92)

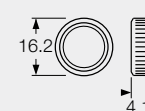
T5 Hex brass
M506 Hex nylon



T92 Knurled brass - slotted



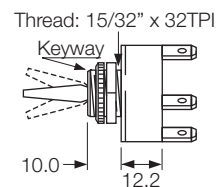
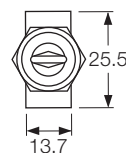
M279 Knurled nylon



DIMENSIONS (mm)

Single Pole

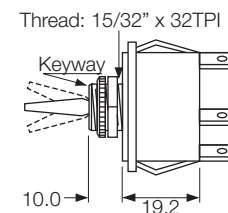
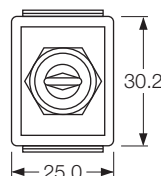
(C terminals shown)



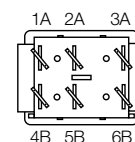
Optional
P232 plate
SP or DP

Double Pole

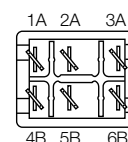
(C terminals shown)



Without barrier



With barrier



Optional terminal barrier M441.